



CONSULTING ENGINEERS  
& SCIENTISTS

Tel: 519.823.1311  
Fax: 519.823.1316

RWDI AIR Inc.  
600 Southgate Drive  
Guelph, Ontario, Canada  
N1G 4P6



# Goshen Wind Energy Centre

Huron County, Ontario

## Report

### Acoustic Audit Report - Immission Fall 2015

RWDI # 1500886  
October 11, 2017

#### SUBMITTED TO

**Derek Dudek**  
[Derek.Dudek@nexteraenergy.com](mailto:Derek.Dudek@nexteraenergy.com)

#### SUBMITTED BY

**Greg Conley, M.Eng., P.Eng.**  
Senior Project Manager / Principal  
[greg.conley@rwdi.com](mailto:greg.conley@rwdi.com)

**Benjamin J. Coulson, M.A.Sc., P.Eng.**  
Senior Consultant / Principal  
[ben.coulson@rwdi.com](mailto:ben.coulson@rwdi.com)

This document is intended for the sole use of the party to whom it is addressed and may contain information that is privileged and/or confidential. If you have received this in error, please notify us immediately.

© RWDI name and logo are registered trademarks in Canada and the United States of America



CONSULTING ENGINEERS  
& SCIENTISTS

Goshen Wind Energy Centre  
Fall 2015 Immission Acoustic Audit Report  
Project #1500886  
October 11, 2017

## EXECUTIVE SUMMARY

---

Goshen Wind, L.P, retained RWDI to conduct an immission acoustic audit of the Goshen Wind Energy Centre located in Huron County, Ontario. The purpose of this audit is to capture acoustic measurements of the sound produced by the wind turbines for comparison with the applicable Ministry of the Environment and Climate Change (MOECC) sound level limits. This audit report is the second of two immission audit reports as required by the Renewable Energy Approval (REA) for the facility and addresses comments provided by the MOECC after the audit's completion.

The wind farm consists of sixty-two (62) General Electric 1.6-100 wind turbine generators, one (1) General Electric 1.56-100 turbine generator and one (1) 115 MVA transformer substation in the project switchyard. The total nameplate capacity of the wind farm is 102 MW.

Unattended measurements were conducted at three representative points of reception to assess sound immissions from the wind turbine farm. Weather monitoring instrumentation was co-located with the sound level meters; including wind speed and direction. Precipitation data was collected at a single monitoring location and used a representative for all stations.

To achieve the maximum amount of data collection, the fall sampling program started on September 14, 2015 and was extended to February 3, 2016 (beyond the October-November time period recommended in the REA).

The facility is required to meet the sound level limits identified in the REA. The minimum number of filtered measurement intervals for each wind speed "bin" was obtained at Monitors A and C for both turbine operational and turbine parked conditions, and for Monitor A during turbine operations. The minimum number of measurement intervals for Monitor B at the higher wind speed bins for parked conditions was not obtained during the fall program. The notable similarity in ambient results during this fall program at all three monitor locations for each wind speed demonstrates that obtaining additional ambient data points in the 5, 6 and 7 m/s wind speed bins for Monitor B would not influence the average ambient sound levels provided in Table 8. Therefore, a compliance statement for Monitor B can be made.

Based on the monitoring data, the facility is in compliance with the sound level limits identified in the REA for all monitoring locations.



## TABLE OF CONTENTS

---

<b>1. INTRODUCTION.....</b>	<b>1</b>
<b>2. FACILITY DESCRIPTION .....</b>	<b>1</b>
<b>3. INSTRUMENTATION .....</b>	<b>2</b>
3.1 Acoustic Instrumentation.....	2
3.2 Non-Acoustic Instrumentation .....	2
3.3 Calibration .....	3
<b>4. MEASUREMENT PROCEDURE.....</b>	<b>3</b>
4.1 Noise Measurement Location .....	3
4.2 Wind Measurement Location .....	3
4.3 Acoustic Measurements.....	3
4.4 Non-Acoustic Measurements.....	4
4.5 Number of Measurement Intervals.....	4
<b>5. ACOUSTIC AUDIT PROCEDURE .....</b>	<b>5</b>
5.1 Points of Reception .....	5
5.2 Time of Measurements .....	6
<b>6. DATA PROCESSING .....</b>	<b>6</b>
6.1 Data Reduction and Filtering.....	6
6.2 Effects of Insects and Fauna.....	7
6.3 Data Analysis .....	7
6.4 Determination of Turbine Sound Level .....	7
6.5 Tonal Assessment.....	7
<b>7. ASSESSMENT OF COMPLIANCE .....</b>	<b>8</b>

### Tables

---

Table 1:	Valid Total Sound Data for Monitor A
Table 2:	Valid Total Sound Data for Monitor B
Table 3:	Valid Total Sound Data for Monitor C
Table 4:	Valid Ambient Sound Data for Monitor A
Table 5:	Valid Ambient Sound Data for Monitor B
Table 6:	Valid Ambient Sound Data for Monitor C
Table 7:	Summary of Sound Levels at Monitor A
Table 8:	Summary of Sound Levels at Monitor B
Table 9:	Summary of Sound Levels at Monitor C



CONSULTING ENGINEERS  
& SCIENTISTS

Goshen Wind Energy Centre  
Fall 2015 Immission Acoustic Audit Report  
Project #1500886  
October 11, 2017

## Figures

---

Figure 1:	Goshen Wind Farm - Noise Monitor Locations
Figure 2:	Valid $L_{EQ}$ Data - Monitor A
Figure 3:	Valid $L_{EQ}$ Data - Monitor B
Figure 4:	Valid $L_{EQ}$ Data - Monitor C
Figure 5:	Wind Rose Plot - Monitor A
Figure 6:	Wind Rose Plot - Monitor B
Figure 7:	Wind Rose Plot - Monitor C

## Appendices

---

Appendix A:	Site Information
Appendix B:	Renewable Energy Approval and Amendments
Appendix C:	Equipment List
Appendix D:	Signed Statement
Appendix E:	Measurement Location Rationale Summary Table and Monitoring Location Pictures
Appendix F:	Conditions during the Measurements



CONSULTING ENGINEERS  
& SCIENTISTS

## 1. INTRODUCTION

---

Goshen Wind, L.P, retained RWDI to conduct an immission acoustic audit of the Goshen Wind Energy Centre (Goshen) located in Huron County, Ontario. The purpose of this audit is to capture acoustic measurements at nearby receptors produced by the wind turbines for comparison with the applicable Ministry of the Environment and Climate Change (MOECC) sound level limits. This immission audit is intended to meet the requirements of Part D of the undated MOE Publication “Compliance Protocol for Wind Turbine Noise” PIBS# 85402 (Protocol).

The wind turbines and ancillary equipment are located on privately-owned farmland through a legal agreement between the landowner and Goshen Wind GP, ULC, as general partner for and on behalf of Goshen Wind, L.P. The zoning within the project area and surrounding areas is mainly general agricultural with some extractive industrial. The acoustic environment surrounding the project area is rural and is influenced primarily by road traffic, farming activities, and the sounds of nature. The Site Plan as found in the “Goshen Wind Energy Centre – Revised Noise Assessment Report”, dated July 2014 and prepared by AECOM (AECOM 2014 Report) is included in Appendix A.

The facility’s Renewable Energy Approval (REA), number 0558-9GUJ8T dated July 24, 2014 is provided in Appendix B. Condition E of the REA requires the facility to complete two immission acoustic audits at three locations; one test in the fall (suggested October/November) and one in the spring (suggested March/April). This report presents the results of the fall immission audit test and addresses comments provided by the MOECC after the audit’s completion.

Unattended measurements were conducted at three representative points of reception to assess sound immission from the wind turbine project. The points of reception were selected based on historical weather data for the area and the modelling results provided in the AECOM 2014 Report.

A detailed discussion of the audit procedures and data analysis is provided in the subsequent sections.

## 2. FACILITY DESCRIPTION

---

The project is owned by Goshen Wind G.P., ULC, as general partner for and on behalf of Goshen Wind, LP. The Goshen Wind Energy Centre became commercially operational January 28, 2015.

The project site is located in Huron County, Ontario. It is generally bounded by London Rd to the east, Zurich Road to the north, Highway 21 to the west, and Mt Carmel Drive to the south.

The Goshen Wind Energy Centre consists of sixty-two (62) General Electric 1.6-100 wind turbine generators, one (1) General Electric 1.56-100 turbine generator and one (1) 115 MVA transformer substation in the project switchyard. The total nameplate capacity of the wind farm is 102 MW. All turbines have a hub height of 80 m above local grade.

## 3. INSTRUMENTATION

---

All instrumentation used for the immission testing followed the requirements set out in the Protocol.

### 3.1 Acoustic Instrumentation

The measurements were conducted using three proprietary data collection systems developed by RWDI that are based on National Instruments signal processing hardware and software. A list of the acoustic equipment including serial numbers is provided in Appendix C. The data collection systems are capable of recording both sound level and audio. Each sound monitoring site meets the following requirements:

- Type 1 measurement system per the IEC standard 61672-1 Sound Level Meter, Part 1: Specifications;
- Class 1 microphone systems;
- The instrumentation having constant frequency response over at the 20 Hz to 20000Hz frequency range;
- The filters meeting the requirements of IEC 61620 for Class 1 filters; and
- The instrumentation being capable of measuring audio recordings continuously during the measurement campaign, at sampling rate of at least 8000 Hz.

All sound monitoring locations were calibrated both before and after the measurement campaign using a Larson-Davis CAL200 precision acoustic calibrator. All sound monitoring locations were found to be within tolerances. The calibrator's accuracy is equal to or better than +/- 0.3 dB and is Class 1 according to IEC 60942 within the temperature range of this measurement program. Manufacturer recommendations typically suggest a re-calibration period of 1-2 years. RWDI policy is to calibrate all components at least every two years, with field calibrators being re-certified annually. As the components were new and calibrated appropriately at deployment and recovery, there are no concerns on measurement drift.

In addition to the 90mm diameter primary wind screen that is commonly used for long term monitoring campaigns, a secondary 500mm diameter wind screen was deployed at each location. The secondary wind screen was constructed according to Ministry of the Environment and Climate Change (MOECC) recommendations included in Section D2.1.4 of the original Compliance Protocol for Wind Turbines. The secondary wind screen also meets the specifications indicated in IEC 61400-11. Transmission loss was assumed to be negligible at the frequencies important for wind turbine sound (i.e., less than about 0.2 dB below 1000 Hz) based on manufacturer acoustic wind screen data (see attached excerpt from Larson Davis 824 manual in Appendix C). Our prior experience in testing a similar windscreens in reverberation chamber equipped with registered sound source and flow noise gave similar results.

### 3.2 Non-Acoustic Instrumentation

Each sound level monitoring location was co-located with a meteorological station. The weather station consisted of a Campbell Scientific weather console using a CR200 data logging system and a R.M. Young 05305-10 wind anemometer. Auxiliary measurement instrumentation for temperature, relative humidity, and precipitation was also recorded for the local area. The weather monitoring meets the system requirements as required in the protocol.



CONSULTING ENGINEERS  
& SCIENTISTS

### 3.3 Calibration

All relevant acoustic equipment has calibration records that are traceable to an accredited acoustic laboratory and are within the valid calibration recertification time. All other equipment is within calibration range and recertification time.

## 4. MEASUREMENT PROCEDURE

---

### 4.1 Noise Measurement Location

The microphones were located at a height of approximately 4.5 metres above local ground representing a 2-storey residence. This height is consistent with dwellings located at the points of reception in this study and the modelled receptor heights identified in the Noise Assessment Report.

The microphones were located as close to the dwelling as practically and technically feasible, or in an acoustically-equivalent location in accordance with the Protocol, as appropriate. More specifically, the microphones were located more than 5 m away from any large reflecting surface and away from trees or foliage that could affect the measurements. The monitoring positions were also located such that any intervening obstacles or terrain did not shield them from line of sight to the wind turbines.

### 4.2 Wind Measurement Location

The Protocol requires the wind measurement location be in close proximity to the sound measurement location. An anemometer was mounted to the same tower as the microphone at each of the sound measurement locations. A sensor for measuring temperature and relative humidity was located within the Goshen wind farm. The weather measurement location was not shielded by nearby buildings or obstructions. Wind speed and direction measurements were obtained at a height of 10 m. All monitoring locations were configured to record data on one-minute intervals.

### 4.3 Acoustic Measurements

#### *Turbines Operational*

All monitoring locations were configured to log one-minute statistical sound level data. The key statistical data used in the analysis is the A-weighted one-minute energy equivalent sound level ( $L_{EQ, 1 \text{ min}}$  in dBA). Audio recordings were also logged on a continual basis for sound identification purposes. Interruptions in the data set occurred during daytime hours (i.e., 7am to 7pm) while checks and maintenance were conducted by RWDI personnel. Sound and weather measurement equipment was time synchronized with each other at each measurement location.

Appendix D includes a statement signed by an authorized representative of the Goshen wind farm confirming that all wind turbines were operating normally for the duration of the valid measured data time periods.



CONSULTING ENGINEERS  
& SCIENTISTS

### ***Turbines Parked***

Meter configurations were not changed between the turbine operational and turbine parked conditions. The turbines were parked on several different occasions to establish ambient sound levels. During the parked conditions all nearby influential turbines were stopped so that the measured sound levels at the point of reception were representative of ambient background levels.

Appendix D includes a statement signed by an authorized representative of the Goshen wind farm confirming that all nearby influential wind turbines were not operational and that there were no modifications to the turbine blades during the audit.

Acoustic measurements during parked conditions were obtained on the following dates during the normal audit time period between the hours of 22:00 and 05:00:

- October 27 to 30;
- November 2 to November 3;
- November 5 to November 7;
- November 10 to November 12;
- November 16;
- December 10; and,
- December 19 to December 20.

## **4.4 Non-Acoustic Measurements**

All meteorological stations were configured to continuously log the appropriate statistical parameters and output one-minute averaged data or instantaneous data where applicable. The station was configured to log the following data on one-minute intervals:

- average wind speed (m/s);
- maximum wind speed (m/s);
- minimum wind speed (m/s); and
- average wind direction (azimuth degrees).

Average temperature (degrees Celsius), average relative humidity (percentage), and precipitation data was collected at Monitoring Station B and is considered representative of all monitoring stations.

## **4.5 Number of Measurement Intervals**

### ***Turbines Operational***

The Protocol requires that no less than 120 one-minute intervals are required to be measured for each integer wind speed for the data set to be considered large enough to conduct the analysis and to be able to assess compliance. Wind speed measurements are rounded to the nearest integer prior to sorting in to a representative integer wind speed “bin”.



### ***Turbines Parked***

Ambient sound measurements were completed with all applicable turbines parked. The Protocol states that no less than 60 one-minute intervals are required to be measured for each integer wind speed for the data set to be considered large enough to determine the ambient sound level. Wind speed measurements are rounded to the nearest integer prior to “binning”.

## **5. ACOUSTIC AUDIT PROCEDURE**

---

### **5.1 Points of Reception**

Condition E1 (2) of the REA requires measurements to be made at three different points of reception that represent the location of the greatest predicted sound levels and that are located in the direction of the prevailing winds. Additionally, the Protocol states that the points of reception should represent worst-case non-participating receptors.

Selected points of reception were identified based on those expected to be most affected by sounds from the operation of the wind farm. The most affected points of reception were determined from the noise contours provided in the AECOM 2014 Report. The numeric values used below for the receptor locations are consistent with the AECOM 2014 Report. These points of reception were further refined to downwind locations that would receive a reasonable frequency of prevailing winds for the current season (i.e., westerly winds). This review resulted in points of reception being positioned in the locations shown in Figure 1.

Ideally monitors should be located at the most impacted non-participating receptors. However, this was not always feasible and alternate locations were selected that are acoustically equivalent and conservative. Based on conversations with MOECC technical staff, we understand that this approach is acceptable.

Further information is provided below on the location of the monitoring locations. Pictures of the monitoring locations are included in Appendix E.

A rationale summary table is included in Appendix E that takes into consideration worst case parameters such as high wind shear, highest predicted sound levels, and wind direction. Non-participating receptors from the Acoustic Assessment Report were sorted from highest predicted sound level to lowest. Starting at the top of the list, locations were categorized based on surrounding influences, area of wind farm, and direction to prevailing winds. Locations that were not downwind of a nearby turbine for prevailing winds were ruled out. Permissions were then sought for the top ranked receptors in discrete areas of the wind farm.

**Location A** - monitor is positioned on the lands of a non-participating receptor (GSH2053). This land was originally owned by the same individual who farms vacant lot (GSH2576) which surrounds the non-participating receptor residence. The original owner of both lots has since sold off the residence on the non-participating lot. The closest wind farm sources are both Turbine 75 and the Goshen substation. The non-participating receptor is also downwind from both sources for prevailing winds.



CONSULTING ENGINEERS  
& SCIENTISTS

**Location B** - monitor is positioned on the lands of a participating receptor (GSH2440) directly south from a vacant lot land (GSH2441). Other non-participating and vacant receptors surround Turbines 57 and 84, but are generally not in the prevailing wind direction. Access was investigated to locate the monitor on non-participating lot GSH 2441, but contact was not made with the land owner after multiple attempts. The present location of the monitor can be considered acoustically-equivalent and more conservative sound levels (i.e., closer to 40 dBA contour) than the non-participating receptor to the north.

**Location C** - monitor is positioned on the lands of a vacant lot participating receptor (GSH2598) directly across the street from multiple non-participating receptors (GSH3491, GSH3492, GSH3139, GSH3497, etc.). Contact was attempted for multiple non-participating receptors on the north side of Crediton Road, but either the owner denied to provide permission to locate on their properties or no response was obtained. The municipality owns the land for non-participating receptor GSH3491. Contact was made with the municipality and it became clear would be a lengthy approval process for access including council resolution. Given the municipal lot is considered less desirable acoustically and due to the lengthy approval process, the monitor remained at the participating receptor (GSH2598). The monitoring position is representative of several non-participating lots in the general area and is downwind from multiple turbines.

## 5.2 Time of Measurements

The REA requires immission acoustic audit measurements be completed on two separate occasions within a period of twelve months during the lowest annual ambient sound levels. The stated preferred times in the REA are:

1. October and November; and
2. March and April.

This report is the second of two immission audit reports. Sound level measurements for the fall measurement program started on September 14, 2015. The fall measurement program ended at receptor A, B and C on November 13, 2015, February 3, 2016 and November 13, 2015, respectively.

# 6. DATA PROCESSING

---

## 6.1 Data Reduction and Filtering

The measurement data must be filtered in accordance with the Protocol. Filters including wind direction and individual events were applied to the measurement data as required by the REA and suggested in the Protocol, respectively. The following filters were applied to the measured data and only the data that satisfied all four conditions were used in the subsequent analysis:

1. Measurements between 22:00 and 05:00;
2. No rainfall within the hour of the measurement interval;
3. The maximum and minimum wind speed during the interval did not differ from the average by more than 2 m/s; and
4. Removal of notable extraneous high level events (e.g., wind over microphone, traffic pass-bys, human activities, etc.).



CONSULTING ENGINEERS  
& SCIENTISTS

A summary of weather conditions during the measurement period is presented in Appendix F. Turbine-specific meteorological data in 10-minute increments as extracted from the meteorological mast 1 from the Goshen Wind Farm, located near wind turbine 19 at 70590A Shipka Line, was provided separately due to the size of data set. The data includes wind speed at hub height (80 m), wind speed at 30 m, air temperature (at 2 m), air pressure and relative humidity.

## 6.2 Effects of Insects and Fauna

The audio recordings were reviewed for sounds from insects and fauna. Sounds of insects and wildlife were audible near the end of the sampling program and this data was subsequently removed from the study.

## 6.3 Data Analysis

Following the guidance of the Protocol, the “binning method” is used to analyse one-minute sound level data. All sound level data that correlates to wind speeds between 4 to 7 m/s are grouped into integer wind speed bins. Data within each bin is +/- 0.5 m/s of the specified integer wind speed. Data within these bins are subsequently filtered and used for further analysis as detailed in Section 6.4.

## 6.4 Determination of Turbine Sound Level

As described in the Protocol, the measured data obtained for both the total sound (turbines operational) and ambient sound (turbines parked) are first reduced and filtered as described in Section 6.1. The binned data are then averaged. The resulting sound levels generated by the turbines only are the logarithmic subtraction of the average measured total sound minus the average measured ambient sound at each wind speed bin.

The resulting valid data is plotted in Figures 2 through 4 for all points of reception. Each graph is a plot of valid sound level data versus wind speed measured at the co-located weather station. Each plot shows the measured total sound, the measured ambient sound, and the resulting turbine-only sound levels. Wind rose plots for each point of reception are presented in Figures 5 through 7. Input data related to the wind rose plots has been provided separately due to the size of the data sets. Valid data for each point of reception can be found in Tables 1 through 3 for measured total sound and Tables 4 through 6 for measured ambient sound. A summary of the applicable sound levels based on the valid data is provided in Tables 7 through 9. Table 10 summarizes the data collected during all the monitoring programs and shows the average turbine-only sound at each location.

## 6.5 Tonal Assessment

Tonality was assessed per Section D3.8.3 of the Protocol and determined to not be present (i.e. not audible and no tonal audibility in manufacturer’s data).

No tones were detected from onsite observations and from a review of audio recordings. In addition, tonality and tonal audibility data were provided by GE Energy. The data presented showed that the turbines have a tonal audibility which is below the value of positive 3 used for the criteria as per Part D, Section D3.8.3 of the Protocol. As a result, a detailed tonality assessment was not conducted.



CONSULTING ENGINEERS  
& SCIENTISTS

## 7. ASSESSMENT OF COMPLIANCE

---

The facility is required to meet the sound level limits identified in the REA. For an audit scenario, the Protocol requires a minimum of 120 operational and 60 ambient one-minute intervals in each of the 4 to 7 m/s integer wind speed bins, inclusively. A facility is deemed to be in compliance if the resulting turbine sound levels do not exceed the sound level limit at each integer wind speed. The required filtered data intervals were achieved at Monitors A and C during the fall program. As of the program end date, the required number of filtered measurement intervals during the fall program was not obtained for 5, 6 and 7 m/s wind speed bins for parked conditions at Monitor B.

Monitor B collected 98%, 83% and 60% of the required parked data in the 5, 6 and 7 m/s wind bins for the fall program, respectively. In reviewing the parked data for Monitor B, the following observations are made:

- The 5, 6 and 7 m/s ambient sound levels measured for Monitor B are identical between the fall and spring programs. The spring program obtained the minimum required one-minute intervals in each of these integer wind speed bins. The ambient sound levels for Monitors A and C between both the spring and fall programs are also very similar.
- The 5, 6 and 7 m/s ambient sound levels measured for Monitor B in the fall program are within 1 dB of the sound levels measured for Monitors A and C.

The total sound at each of the monitoring locations was largely dominated by the ambient conditions (from wind noise and the sounds of nature). As a result, the fluctuation in total sound and ambient sound are similar, and the average levels are also similar for each.

The notable similarity in ambient results during this fall program at all three monitor locations for each wind speed demonstrates that obtaining additional ambient data points in the 5, 6 and 7 m/s wind speed bins for Monitor B would not influence the average ambient sound levels provided in Table 8. Therefore, a compliance statement for Monitor B can be made.

The results of the study indicate the facility is in compliance with the sound level limits identified in the REA for all monitoring locations.

# TABLES

**Table 1 - Valid Total 1-minute Sound Data - Monitor A**

Goshen Wind Farm Fall Audit, 1500886

Day and Time of Measurement <sup>[1]</sup>	Average Wind Speed	Measured Leq
	(1 Minute Average)	(dBA)
09/28/2015 2:37:00 AM	3.6	37.7
09/28/2015 2:44:00 AM	3.8	39.0
09/28/2015 2:56:00 AM	3.7	38.1
09/28/2015 3:14:00 AM	3.6	36.6
10/09/2015 4:09:00 AM	4.1	38.5
10/09/2015 4:13:00 AM	3.8	37.7
10/09/2015 4:14:00 AM	4.3	39.3
10/09/2015 4:15:00 AM	4.0	37.9
10/09/2015 4:16:00 AM	3.9	37.2
10/09/2015 4:17:00 AM	3.8	37.7
10/09/2015 4:18:00 AM	3.5	37.2
10/09/2015 4:19:00 AM	3.6	36.4
10/09/2015 4:21:00 AM	3.6	36.9
10/09/2015 4:30:00 AM	3.7	36.3
10/09/2015 4:35:00 AM	3.8	37.6
10/09/2015 4:36:00 AM	3.9	38.2
10/09/2015 4:37:00 AM	4.3	40.2
10/09/2015 4:38:00 AM	4.5	39.8
10/09/2015 4:39:00 AM	4.1	39.8
10/09/2015 4:40:00 AM	4.7	41.8
10/09/2015 4:41:00 AM	5.0	43.0
10/09/2015 4:42:00 AM	4.2	39.3
10/09/2015 4:43:00 AM	3.8	37.6
10/09/2015 4:44:00 AM	4.2	38.3
10/09/2015 4:45:00 AM	4.5	41.7
10/09/2015 4:46:00 AM	4.9	42.3
10/09/2015 4:47:00 AM	4.4	38.8
10/09/2015 4:48:00 AM	4.4	41.5
10/09/2015 4:49:00 AM	4.2	40.1
10/09/2015 4:50:00 AM	3.5	37.3
10/09/2015 4:52:00 AM	4.1	42.2
10/09/2015 4:53:00 AM	4.4	41.7
10/09/2015 4:54:00 AM	4.0	39.0
10/09/2015 4:55:00 AM	4.3	39.0
10/09/2015 4:56:00 AM	4.3	38.8
10/09/2015 4:57:00 AM	4.4	41.3
10/09/2015 4:58:00 AM	4.3	39.3
10/09/2015 4:59:00 AM	4.5	40.3
10/10/2015 10:01:00 PM	3.6	40.2
10/10/2015 10:02:00 PM	3.8	42.1
10/10/2015 10:22:00 PM	3.6	40.9
10/10/2015 10:55:00 PM	3.6	39.0
10/10/2015 10:59:00 PM	3.6	38.2
10/10/2015 11:02:00 PM	3.7	43.6
10/10/2015 11:03:00 PM	3.6	40.4
10/10/2015 11:04:00 PM	3.7	39.6
10/10/2015 11:07:00 PM	3.7	38.1
10/10/2015 11:11:00 PM	4.1	39.5
10/10/2015 11:13:00 PM	4.0	41.9

10/10/2015 11:14:00 PM	4.0	40.4
10/10/2015 11:47:00 PM	3.7	37.5
10/11/2015 12:11:00 AM	3.6	40.4
10/11/2015 12:19:00 AM	3.7	39.3
10/11/2015 12:22:00 AM	3.6	37.9
10/11/2015 12:23:00 AM	4.0	41.4
10/11/2015 12:24:00 AM	4.0	40.2
10/11/2015 12:39:00 AM	3.9	39.7
10/11/2015 12:41:00 AM	3.8	40.0
10/11/2015 12:53:00 AM	3.6	37.6
10/11/2015 1:12:00 AM	3.8	39.6
10/11/2015 1:26:00 AM	4.1	40.3
10/11/2015 1:31:00 AM	3.9	39.4
10/11/2015 1:37:00 AM	3.6	41.3
10/11/2015 1:38:00 AM	3.8	39.5
10/11/2015 1:39:00 AM	4.0	39.5
10/11/2015 1:43:00 AM	3.9	40.7
10/11/2015 1:44:00 AM	3.6	39.9
10/11/2015 1:50:00 AM	3.7	40.2
10/11/2015 1:51:00 AM	3.9	39.9
10/11/2015 1:54:00 AM	4.1	41.2
10/11/2015 1:56:00 AM	3.9	40.1
10/11/2015 2:04:00 AM	3.8	40.1
10/11/2015 2:05:00 AM	3.7	39.4
10/11/2015 2:06:00 AM	3.6	39.4
10/11/2015 2:07:00 AM	3.8	39.5
10/11/2015 2:13:00 AM	3.9	38.7
10/11/2015 2:14:00 AM	3.9	38.8
10/11/2015 2:15:00 AM	3.9	38.9
10/11/2015 2:16:00 AM	3.5	38.7
10/11/2015 2:18:00 AM	3.6	39.3
10/11/2015 2:20:00 AM	3.7	39.6
10/11/2015 2:24:00 AM	3.8	38.1
10/11/2015 2:25:00 AM	3.9	38.5
10/11/2015 2:26:00 AM	4.2	39.5
10/11/2015 2:27:00 AM	4.1	39.3
10/11/2015 2:28:00 AM	3.7	39.0
10/11/2015 2:29:00 AM	3.9	38.8
10/11/2015 2:31:00 AM	3.7	39.4
10/11/2015 2:32:00 AM	4.1	39.8
10/11/2015 2:34:00 AM	3.8	38.8
10/11/2015 2:35:00 AM	3.6	39.3
10/11/2015 2:38:00 AM	3.5	39.5
10/11/2015 2:42:00 AM	3.7	39.1
10/11/2015 2:43:00 AM	4.2	40.8
10/11/2015 2:44:00 AM	4.3	40.5
10/11/2015 2:45:00 AM	3.6	39.0
10/11/2015 2:46:00 AM	3.7	40.0
10/11/2015 2:47:00 AM	3.7	40.2
10/11/2015 2:48:00 AM	4.4	41.4
10/11/2015 2:49:00 AM	3.8	39.4
10/11/2015 2:51:00 AM	3.9	39.5
10/11/2015 2:52:00 AM	4.2	39.8
10/11/2015 2:55:00 AM	3.9	40.8
10/11/2015 2:57:00 AM	3.5	40.4

10/11/2015 2:58:00 AM	3.5	40.3
10/11/2015 3:00:00 AM	4.2	40.3
10/11/2015 3:01:00 AM	3.7	40.3
10/11/2015 3:02:00 AM	3.8	40.3
10/11/2015 3:04:00 AM	3.7	39.4
10/11/2015 3:16:00 AM	3.5	37.8
10/11/2015 3:18:00 AM	3.5	38.3
10/11/2015 3:20:00 AM	3.5	37.2
10/11/2015 3:27:00 AM	3.6	36.6
10/11/2015 3:41:00 AM	3.6	39.0
10/11/2015 3:50:00 AM	3.6	38.8
10/11/2015 4:35:00 AM	3.9	36.3
10/11/2015 4:38:00 AM	3.5	37.5
10/11/2015 4:45:00 AM	3.5	36.3
10/11/2015 4:48:00 AM	4.0	37.0
10/11/2015 4:54:00 AM	3.6	38.5
10/11/2015 4:56:00 AM	3.6	36.3
10/11/2015 10:04:00 PM	3.7	42.7
10/11/2015 10:07:00 PM	3.6	39.4
10/11/2015 10:11:00 PM	3.7	42.0
10/11/2015 10:19:00 PM	3.9	40.0
10/11/2015 10:20:00 PM	3.7	38.4
10/11/2015 10:21:00 PM	3.7	40.7
10/11/2015 10:23:00 PM	4.1	41.4
10/11/2015 10:24:00 PM	3.6	40.2
10/11/2015 10:26:00 PM	3.8	41.5
10/11/2015 10:27:00 PM	3.9	40.1
10/11/2015 10:30:00 PM	3.6	38.8
10/11/2015 10:38:00 PM	3.6	47.3
10/11/2015 11:18:00 PM	3.8	49.1
10/11/2015 11:19:00 PM	3.8	49.5
10/11/2015 11:23:00 PM	3.6	43.9
10/11/2015 11:24:00 PM	3.6	41.3
10/11/2015 11:25:00 PM	4.0	41.1
10/11/2015 11:26:00 PM	4.0	41.5
10/11/2015 11:27:00 PM	3.5	41.0
10/11/2015 11:28:00 PM	3.5	41.4
10/11/2015 11:29:00 PM	3.8	40.7
10/11/2015 11:31:00 PM	3.9	40.6
10/11/2015 11:32:00 PM	3.6	41.3
10/11/2015 11:33:00 PM	3.7	41.3
10/11/2015 11:35:00 PM	3.6	42.0
10/11/2015 11:37:00 PM	3.7	41.1
10/11/2015 11:39:00 PM	3.8	39.6
10/11/2015 11:40:00 PM	3.7	40.2
10/11/2015 11:41:00 PM	3.9	41.1
10/11/2015 11:42:00 PM	4.4	40.7
10/11/2015 11:45:00 PM	3.8	40.3
10/11/2015 11:47:00 PM	4.1	43.2
10/11/2015 11:48:00 PM	3.7	40.6
10/11/2015 11:49:00 PM	3.8	42.2
10/11/2015 11:57:00 PM	3.6	41.3
10/12/2015 1:39:00 AM	3.5	40.5
10/12/2015 1:46:00 AM	3.8	41.4
10/12/2015 1:49:00 AM	3.6	39.1



10/12/2015 1:50:00 AM	3.9	39.3
10/12/2015 1:52:00 AM	3.5	41.0
10/12/2015 1:54:00 AM	3.5	39.8
10/12/2015 1:56:00 AM	3.6	42.9
10/12/2015 2:03:00 AM	3.7	40.5
10/12/2015 2:05:00 AM	3.8	42.4
10/12/2015 2:16:00 AM	3.8	42.2
10/12/2015 2:19:00 AM	3.9	40.3
10/12/2015 2:22:00 AM	3.6	42.0
10/12/2015 2:29:00 AM	3.6	38.6
10/12/2015 2:35:00 AM	3.9	39.4
10/12/2015 2:36:00 AM	3.8	38.7
10/12/2015 2:37:00 AM	4.1	39.7
10/12/2015 2:39:00 AM	4.0	39.5
10/12/2015 2:41:00 AM	4.0	41.7
10/12/2015 2:43:00 AM	4.3	41.8
10/12/2015 2:44:00 AM	3.9	38.8
10/12/2015 2:45:00 AM	3.5	38.2
10/12/2015 2:48:00 AM	4.1	39.7
10/12/2015 2:49:00 AM	3.6	38.3
10/12/2015 2:50:00 AM	3.7	39.3
10/12/2015 2:51:00 AM	3.5	39.2
10/12/2015 2:52:00 AM	4.5	40.8
10/12/2015 2:53:00 AM	3.8	37.9
10/12/2015 2:54:00 AM	3.5	38.0
10/12/2015 2:55:00 AM	4.1	38.4
10/12/2015 2:56:00 AM	4.4	40.4
10/12/2015 2:57:00 AM	3.9	39.6
10/12/2015 2:58:00 AM	3.8	38.6
10/12/2015 2:59:00 AM	3.8	39.2
10/12/2015 3:00:00 AM	4.1	39.7
10/12/2015 3:03:00 AM	4.0	39.5
10/12/2015 3:05:00 AM	4.3	40.6
10/12/2015 3:07:00 AM	4.1	39.7
10/12/2015 3:08:00 AM	4.0	39.1
10/12/2015 3:09:00 AM	3.7	39.1
10/12/2015 3:13:00 AM	3.8	41.2
10/12/2015 3:15:00 AM	4.3	39.9
10/12/2015 3:16:00 AM	4.0	39.1
10/12/2015 3:17:00 AM	3.8	39.1
10/12/2015 3:20:00 AM	4.6	40.7
10/12/2015 3:22:00 AM	3.9	39.4
10/12/2015 3:23:00 AM	4.0	39.7
10/12/2015 3:25:00 AM	3.6	39.0
10/12/2015 3:28:00 AM	3.9	39.3
10/12/2015 3:30:00 AM	3.9	38.7
10/12/2015 3:33:00 AM	3.6	38.5
10/12/2015 3:40:00 AM	3.7	39.0
10/12/2015 3:45:00 AM	3.7	38.7
10/12/2015 4:01:00 AM	3.9	39.1
10/12/2015 4:27:00 AM	4.1	39.8
10/12/2015 4:37:00 AM	4.0	38.2
10/12/2015 4:42:00 AM	3.5	38.5
10/12/2015 4:51:00 AM	3.8	40.5
10/12/2015 10:26:00 PM	3.9	39.0

10/12/2015 10:27:00 PM	4.2	38.1
10/12/2015 10:33:00 PM	3.8	38.7
10/12/2015 10:53:00 PM	3.7	36.0
10/12/2015 10:56:00 PM	3.8	41.3
10/12/2015 10:57:00 PM	3.8	37.7
10/12/2015 10:58:00 PM	4.0	37.2
10/12/2015 10:59:00 PM	4.3	39.3
10/12/2015 11:00:00 PM	3.9	36.2
10/12/2015 11:01:00 PM	3.9	37.6
10/12/2015 11:02:00 PM	3.7	37.8
10/12/2015 11:03:00 PM	3.6	35.6
10/12/2015 11:05:00 PM	3.7	35.5
10/12/2015 11:06:00 PM	3.8	35.3
10/12/2015 11:07:00 PM	3.5	34.7
10/13/2015 1:46:00 AM	4.1	37.0
10/13/2015 1:47:00 AM	3.6	37.9
10/13/2015 1:52:00 AM	3.6	34.9
10/13/2015 2:09:00 AM	3.6	35.0
10/13/2015 2:10:00 AM	3.7	35.3
10/13/2015 2:11:00 AM	3.7	35.3
10/13/2015 2:12:00 AM	3.6	35.8
10/13/2015 2:13:00 AM	4.1	37.6
10/13/2015 2:14:00 AM	4.0	38.5
10/13/2015 2:15:00 AM	4.7	40.8
10/13/2015 2:16:00 AM	4.1	39.5
10/13/2015 2:17:00 AM	4.9	41.4
10/13/2015 2:18:00 AM	5.1	43.1
10/13/2015 2:19:00 AM	5.2	44.6
10/13/2015 2:20:00 AM	5.0	41.4
10/13/2015 2:21:00 AM	5.1	43.0
10/13/2015 2:22:00 AM	5.2	42.8
10/13/2015 2:23:00 AM	5.6	45.7
10/13/2015 2:24:00 AM	6.6	49.4
10/13/2015 2:25:00 AM	6.3	49.7
10/13/2015 2:26:00 AM	6.2	48.0
10/13/2015 2:27:00 AM	5.4	43.9
10/13/2015 2:28:00 AM	4.5	41.1
10/13/2015 2:29:00 AM	4.7	42.1
10/13/2015 2:30:00 AM	4.4	40.5
10/13/2015 2:31:00 AM	5.1	46.6
10/13/2015 2:32:00 AM	5.0	43.4
10/13/2015 2:33:00 AM	4.8	41.0
10/13/2015 2:34:00 AM	5.4	45.3
10/13/2015 2:35:00 AM	5.3	45.0
10/13/2015 2:36:00 AM	4.5	42.5
10/13/2015 2:37:00 AM	5.0	41.7
10/13/2015 2:38:00 AM	4.4	40.9
10/13/2015 2:39:00 AM	4.7	42.5
10/13/2015 2:40:00 AM	4.2	39.8
10/13/2015 2:41:00 AM	4.0	39.7
10/13/2015 2:42:00 AM	5.1	44.4
10/13/2015 2:43:00 AM	4.9	43.4
10/13/2015 2:44:00 AM	4.4	41.5
10/13/2015 2:45:00 AM	4.4	40.2
10/13/2015 2:46:00 AM	4.0	39.8

10/13/2015 2:47:00 AM	4.3	41.5
10/13/2015 2:48:00 AM	4.2	41.2
10/13/2015 2:49:00 AM	4.5	42.2
10/13/2015 2:50:00 AM	5.4	46.0
10/13/2015 2:51:00 AM	4.8	43.2
10/13/2015 2:52:00 AM	5.3	43.9
10/13/2015 2:53:00 AM	5.4	45.2
10/13/2015 2:54:00 AM	5.1	43.6
10/13/2015 2:55:00 AM	5.5	46.0
10/13/2015 2:56:00 AM	5.3	45.3
10/13/2015 2:57:00 AM	4.1	40.9
10/13/2015 2:58:00 AM	4.5	42.7
10/13/2015 2:59:00 AM	5.5	45.7
10/13/2015 3:00:00 AM	5.0	41.7
10/13/2015 3:01:00 AM	5.3	0.0
10/13/2015 3:02:00 AM	5.2	44.8
10/13/2015 3:03:00 AM	5.6	45.2
10/13/2015 3:04:00 AM	4.8	41.9
10/13/2015 3:05:00 AM	4.6	40.8
10/13/2015 3:06:00 AM	4.2	39.6
10/13/2015 3:07:00 AM	4.8	41.6
10/13/2015 3:08:00 AM	4.7	40.8
10/13/2015 3:09:00 AM	4.0	39.9
10/13/2015 3:10:00 AM	5.9	47.1
10/13/2015 3:11:00 AM	4.5	41.9
10/13/2015 3:13:00 AM	4.9	44.3
10/13/2015 3:14:00 AM	6.1	47.7
10/13/2015 3:15:00 AM	4.4	40.6
10/13/2015 3:16:00 AM	4.5	42.0
10/13/2015 3:17:00 AM	4.5	40.7
10/13/2015 3:18:00 AM	5.1	42.1
10/13/2015 3:19:00 AM	4.5	41.1
10/13/2015 3:20:00 AM	4.4	40.3
10/13/2015 3:21:00 AM	4.6	41.0
10/13/2015 3:23:00 AM	3.8	38.6
10/13/2015 3:24:00 AM	4.4	39.5
10/13/2015 3:25:00 AM	4.1	39.1
10/13/2015 3:26:00 AM	4.1	39.3
10/13/2015 3:27:00 AM	4.2	39.1
10/13/2015 3:29:00 AM	4.2	38.1
10/13/2015 3:30:00 AM	4.5	39.7
10/13/2015 3:31:00 AM	4.3	38.7
10/13/2015 3:32:00 AM	4.6	40.9
10/13/2015 3:33:00 AM	4.4	39.7
10/13/2015 3:34:00 AM	4.2	39.5
10/13/2015 3:35:00 AM	3.7	38.8
10/13/2015 3:36:00 AM	3.9	39.8
10/13/2015 3:37:00 AM	4.4	43.0
10/13/2015 3:38:00 AM	4.1	43.1
10/13/2015 3:39:00 AM	4.6	42.4
10/13/2015 3:40:00 AM	3.8	40.1
10/13/2015 3:41:00 AM	5.0	44.8
10/13/2015 3:42:00 AM	5.4	47.3
10/13/2015 3:56:00 AM	6.3	50.9
10/13/2015 3:57:00 AM	6.9	51.3

10/13/2015 4:01:00 AM	6.5	52.0
10/13/2015 4:03:00 AM	6.2	49.8
10/13/2015 4:04:00 AM	6.1	49.3
10/13/2015 4:05:00 AM	6.9	51.7
10/13/2015 4:06:00 AM	6.5	51.9
10/13/2015 4:07:00 AM	5.6	46.8
10/13/2015 4:08:00 AM	5.3	44.9
10/13/2015 4:09:00 AM	4.8	43.4
10/13/2015 4:10:00 AM	5.9	49.2
10/13/2015 4:11:00 AM	6.1	48.1
10/13/2015 4:12:00 AM	5.8	46.5
10/13/2015 4:13:00 AM	5.0	43.5
10/13/2015 4:14:00 AM	5.6	45.1
10/13/2015 4:15:00 AM	5.2	45.4
10/13/2015 4:16:00 AM	5.2	44.5
10/13/2015 4:17:00 AM	4.9	44.0
10/13/2015 4:18:00 AM	6.4	50.9
10/13/2015 4:19:00 AM	6.5	50.0
10/13/2015 4:20:00 AM	6.3	50.5
10/13/2015 4:21:00 AM	6.4	51.3
10/13/2015 4:22:00 AM	6.7	51.5
10/13/2015 4:23:00 AM	6.6	52.0
10/13/2015 4:24:00 AM	5.8	46.3
10/13/2015 4:25:00 AM	5.9	48.6
10/13/2015 4:27:00 AM	5.5	46.2
10/13/2015 4:28:00 AM	5.7	45.9
10/13/2015 4:29:00 AM	5.7	45.6
10/13/2015 4:30:00 AM	5.4	45.6
10/13/2015 4:31:00 AM	6.0	46.6
10/13/2015 4:32:00 AM	5.6	48.8
10/13/2015 4:33:00 AM	6.2	49.9
10/13/2015 4:34:00 AM	4.9	44.7
10/13/2015 4:35:00 AM	5.9	47.9
10/13/2015 4:36:00 AM	6.0	48.4
10/13/2015 4:37:00 AM	5.1	44.4
10/13/2015 4:38:00 AM	5.3	45.8
10/13/2015 4:39:00 AM	6.2	49.7
10/13/2015 4:40:00 AM	6.6	50.8
10/13/2015 4:41:00 AM	6.0	48.3
10/13/2015 4:42:00 AM	5.6	46.7
10/13/2015 4:43:00 AM	5.2	44.2
10/13/2015 4:44:00 AM	5.5	47.6
10/13/2015 4:45:00 AM	6.9	52.3
10/13/2015 4:46:00 AM	5.9	47.9
10/13/2015 4:47:00 AM	5.8	45.8
10/13/2015 4:48:00 AM	4.4	40.9
10/13/2015 4:49:00 AM	5.1	43.5
10/13/2015 4:50:00 AM	4.3	39.7
10/13/2015 4:51:00 AM	4.3	39.5
10/13/2015 4:52:00 AM	5.6	49.3
10/13/2015 4:53:00 AM	5.7	46.6
10/13/2015 4:54:00 AM	4.7	42.1
10/13/2015 4:55:00 AM	5.6	46.0
10/13/2015 4:56:00 AM	5.6	45.9
10/13/2015 4:57:00 AM	5.9	48.8

10/13/2015 4:59:00 AM	6.4	49.7
10/13/2015 10:00:00 PM	6.9	52.0
10/13/2015 10:01:00 PM	6.8	51.2
10/13/2015 10:02:00 PM	6.3	50.6
10/13/2015 10:03:00 PM	6.8	51.2
10/13/2015 10:04:00 PM	6.0	49.3
10/13/2015 10:05:00 PM	6.1	49.5
10/13/2015 10:06:00 PM	5.9	47.6
10/13/2015 10:07:00 PM	5.5	46.5
10/13/2015 10:08:00 PM	5.1	44.8
10/13/2015 10:09:00 PM	5.3	46.7
10/13/2015 10:10:00 PM	5.6	46.9
10/13/2015 11:34:00 PM	7.5	55.9
10/13/2015 11:36:00 PM	6.9	53.5
10/13/2015 11:37:00 PM	6.2	50.1
10/13/2015 11:38:00 PM	5.3	46.0
10/13/2015 11:39:00 PM	5.7	51.1
10/13/2015 11:44:00 PM	6.1	47.7
10/13/2015 11:45:00 PM	6.7	53.1
10/14/2015 12:53:00 AM	3.5	38.7
10/14/2015 12:54:00 AM	4.4	41.0
10/14/2015 1:06:00 AM	7.1	54.0
10/14/2015 1:42:00 AM	4.4	40.5
10/14/2015 1:43:00 AM	4.2	39.5
10/14/2015 1:44:00 AM	3.7	38.5
10/14/2015 1:45:00 AM	3.5	39.4
10/14/2015 1:49:00 AM	5.7	50.2
10/14/2015 1:50:00 AM	5.9	47.4
10/14/2015 1:51:00 AM	4.5	45.2
10/14/2015 1:52:00 AM	6.4	49.7
10/14/2015 1:53:00 AM	6.9	53.5
10/14/2015 1:54:00 AM	6.7	50.7
10/14/2015 1:55:00 AM	7.1	56.5
10/14/2015 1:56:00 AM	6.9	51.1
10/14/2015 1:57:00 AM	6.3	51.0
10/14/2015 1:59:00 AM	7.3	51.9
10/14/2015 2:00:00 AM	6.7	52.1
10/14/2015 2:01:00 AM	6.9	54.0
10/14/2015 2:02:00 AM	7.0	52.3
10/14/2015 2:03:00 AM	7.1	52.6
10/14/2015 2:04:00 AM	6.3	49.0
10/14/2015 2:05:00 AM	6.1	49.3
10/14/2015 2:07:00 AM	5.6	47.7
10/14/2015 2:08:00 AM	5.6	48.6
10/14/2015 2:09:00 AM	5.8	46.7
10/14/2015 2:10:00 AM	5.3	46.2
10/14/2015 2:11:00 AM	6.2	49.7
10/14/2015 2:12:00 AM	6.3	49.7
10/14/2015 2:13:00 AM	5.8	48.0
10/14/2015 2:14:00 AM	6.4	49.5
10/14/2015 2:15:00 AM	6.1	49.3
10/14/2015 2:16:00 AM	6.1	49.5
10/14/2015 2:17:00 AM	7.0	53.2
10/14/2015 2:18:00 AM	6.1	46.9
10/14/2015 2:19:00 AM	5.8	49.5

10/14/2015 2:20:00 AM	5.9	48.4
10/14/2015 2:21:00 AM	5.8	48.4
10/14/2015 2:23:00 AM	3.7	38.2
10/14/2015 2:25:00 AM	4.3	41.8
10/14/2015 2:26:00 AM	4.5	40.2
10/14/2015 2:27:00 AM	4.4	40.5
10/14/2015 2:28:00 AM	4.8	41.1
10/14/2015 2:29:00 AM	4.9	42.0
10/14/2015 2:30:00 AM	3.8	36.7
10/14/2015 2:31:00 AM	3.7	36.8
10/14/2015 2:32:00 AM	3.7	36.5
10/14/2015 2:36:00 AM	4.9	45.1
10/14/2015 2:37:00 AM	5.4	45.9
10/14/2015 2:53:00 AM	4.6	42.2
10/14/2015 2:54:00 AM	4.9	43.6
10/14/2015 2:57:00 AM	5.0	44.0
10/14/2015 2:58:00 AM	4.9	45.3
10/14/2015 2:59:00 AM	4.8	41.8
10/14/2015 3:00:00 AM	4.3	39.9
10/14/2015 3:01:00 AM	4.4	43.5
10/14/2015 3:02:00 AM	4.7	41.1
10/14/2015 3:03:00 AM	4.6	43.1
10/14/2015 3:04:00 AM	5.0	45.6
10/14/2015 3:05:00 AM	5.3	45.8
10/14/2015 3:06:00 AM	5.1	43.1
10/14/2015 3:07:00 AM	4.5	43.4
10/14/2015 3:08:00 AM	5.4	46.8
10/14/2015 3:09:00 AM	5.3	42.3
10/14/2015 3:10:00 AM	4.9	42.6
10/14/2015 3:11:00 AM	4.7	42.0
10/14/2015 3:12:00 AM	4.0	39.2
10/14/2015 3:14:00 AM	4.6	41.5
10/14/2015 3:15:00 AM	4.4	40.8
10/14/2015 3:17:00 AM	4.6	43.7
10/14/2015 3:18:00 AM	4.8	42.4
10/14/2015 3:19:00 AM	4.4	40.5
10/14/2015 3:20:00 AM	4.9	45.3
10/14/2015 3:22:00 AM	4.5	42.5
10/14/2015 3:23:00 AM	4.2	38.9
10/14/2015 3:24:00 AM	4.2	40.7
10/14/2015 3:25:00 AM	4.9	41.0
10/14/2015 3:34:00 AM	4.5	41.3
10/14/2015 3:36:00 AM	4.0	41.2
10/14/2015 3:37:00 AM	5.2	46.1
10/14/2015 3:38:00 AM	5.6	46.1
10/14/2015 3:39:00 AM	4.5	42.9
10/14/2015 3:40:00 AM	5.1	46.7
10/14/2015 3:41:00 AM	5.8	48.1
10/14/2015 3:42:00 AM	5.1	47.0
10/14/2015 3:43:00 AM	5.6	47.4
10/14/2015 3:44:00 AM	4.5	43.0
10/14/2015 3:45:00 AM	4.6	39.8
10/14/2015 3:46:00 AM	4.3	40.5
10/14/2015 3:48:00 AM	5.1	42.2
10/14/2015 3:49:00 AM	5.2	44.7

10/14/2015 3:50:00 AM	4.8	42.0
10/14/2015 3:51:00 AM	4.4	39.4
10/14/2015 3:53:00 AM	3.8	40.5
10/14/2015 3:55:00 AM	4.9	42.3
10/14/2015 3:56:00 AM	3.8	37.8
10/14/2015 3:58:00 AM	4.1	39.5
10/14/2015 3:59:00 AM	4.9	42.8
10/14/2015 4:00:00 AM	4.8	44.3
10/14/2015 4:01:00 AM	4.5	42.0
10/14/2015 4:02:00 AM	4.8	43.0
10/14/2015 4:04:00 AM	3.9	39.6
10/14/2015 4:25:00 AM	4.9	43.9
10/14/2015 4:34:00 AM	4.2	39.3
10/14/2015 4:40:00 AM	6.7	53.1
10/14/2015 4:41:00 AM	6.3	50.0
10/14/2015 4:42:00 AM	6.0	51.8
10/14/2015 4:47:00 AM	4.6	41.7
10/14/2015 4:48:00 AM	5.1	49.3
10/14/2015 4:49:00 AM	6.1	51.2
10/14/2015 4:50:00 AM	6.0	49.7
10/14/2015 4:51:00 AM	5.8	47.8
10/14/2015 4:52:00 AM	5.7	50.0
10/14/2015 4:53:00 AM	6.2	50.3
10/14/2015 4:54:00 AM	6.2	53.2
10/14/2015 4:56:00 AM	6.5	51.3
10/14/2015 4:57:00 AM	5.4	50.9
10/15/2015 2:20:00 AM	3.5	35.0
10/15/2015 2:27:00 AM	3.6	34.5
10/16/2015 1:08:00 AM	4.8	42.2
10/16/2015 1:09:00 AM	4.3	39.2
10/16/2015 1:10:00 AM	3.8	37.1
10/16/2015 1:11:00 AM	4.3	38.6
10/16/2015 1:12:00 AM	3.8	37.3
10/16/2015 1:16:00 AM	3.8	38.5
10/16/2015 1:17:00 AM	4.0	37.7
10/16/2015 1:20:00 AM	3.7	37.9
10/16/2015 1:23:00 AM	4.2	38.3
10/16/2015 1:24:00 AM	4.3	38.6
10/16/2015 1:25:00 AM	3.8	38.2
10/16/2015 1:26:00 AM	3.7	38.5
10/16/2015 1:27:00 AM	4.0	39.6
10/16/2015 1:28:00 AM	4.5	40.4
10/16/2015 1:29:00 AM	4.4	42.4
10/16/2015 1:31:00 AM	3.6	38.7
10/16/2015 1:33:00 AM	3.9	39.2
10/16/2015 1:34:00 AM	4.5	41.5
10/16/2015 1:35:00 AM	4.9	45.2
10/16/2015 1:36:00 AM	4.3	39.7
10/16/2015 1:37:00 AM	4.0	40.7
10/16/2015 1:38:00 AM	4.8	44.0
10/16/2015 1:39:00 AM	4.3	42.2
10/16/2015 1:40:00 AM	5.8	46.3
10/16/2015 1:41:00 AM	5.0	44.8
10/16/2015 1:42:00 AM	5.5	45.5
10/16/2015 1:43:00 AM	5.4	46.1

10/16/2015 1:44:00 AM	5.8	47.8
10/16/2015 1:45:00 AM	5.0	42.9
10/16/2015 1:46:00 AM	5.0	41.4
10/16/2015 1:47:00 AM	5.3	41.9
10/16/2015 1:48:00 AM	4.9	45.8
10/16/2015 1:49:00 AM	6.8	50.4
10/16/2015 1:50:00 AM	5.8	45.2
10/16/2015 1:52:00 AM	5.0	40.2
10/16/2015 1:53:00 AM	5.4	41.4
10/16/2015 1:54:00 AM	4.8	38.9
10/16/2015 1:55:00 AM	4.7	40.0
10/16/2015 1:56:00 AM	4.2	35.7
10/16/2015 1:57:00 AM	3.6	34.5
10/16/2015 2:08:00 AM	6.4	50.2
10/16/2015 2:09:00 AM	7.0	52.5
10/16/2015 2:12:00 AM	7.4	53.7
10/16/2015 2:13:00 AM	5.6	48.0
10/16/2015 2:16:00 AM	6.9	52.2
10/16/2015 2:17:00 AM	6.2	49.0
10/16/2015 2:18:00 AM	6.5	50.5
10/16/2015 2:19:00 AM	6.2	49.3
10/16/2015 2:20:00 AM	5.6	44.7
10/16/2015 2:21:00 AM	5.5	47.1
10/16/2015 2:22:00 AM	6.4	48.3
10/16/2015 2:23:00 AM	6.4	50.3
10/16/2015 2:24:00 AM	5.7	46.9
10/16/2015 2:25:00 AM	5.9	46.8
10/16/2015 2:26:00 AM	5.8	46.1
10/16/2015 2:27:00 AM	5.4	44.1
10/16/2015 2:28:00 AM	5.0	41.4
10/16/2015 2:29:00 AM	5.2	46.3
10/16/2015 2:30:00 AM	5.5	44.2
10/16/2015 2:31:00 AM	5.1	44.2
10/16/2015 2:32:00 AM	4.5	39.7
10/16/2015 2:33:00 AM	4.9	41.4
10/16/2015 2:34:00 AM	5.0	42.7
10/16/2015 2:35:00 AM	4.6	40.0
10/16/2015 2:36:00 AM	5.3	42.4
10/16/2015 2:37:00 AM	4.6	37.7
10/16/2015 2:38:00 AM	4.3	37.5
10/16/2015 2:39:00 AM	4.6	39.6
10/16/2015 2:40:00 AM	4.1	37.0
10/16/2015 2:41:00 AM	4.2	38.0
10/16/2015 2:42:00 AM	4.0	37.8
10/16/2015 2:43:00 AM	4.2	39.2
10/16/2015 2:44:00 AM	4.3	37.9
10/16/2015 2:45:00 AM	3.7	36.2
10/16/2015 2:46:00 AM	4.8	39.4
10/16/2015 2:47:00 AM	4.3	37.1
10/16/2015 2:48:00 AM	3.8	35.8
10/16/2015 2:50:00 AM	3.7	34.5
10/16/2015 2:51:00 AM	4.2	37.5
10/16/2015 2:52:00 AM	4.5	42.0
10/16/2015 2:53:00 AM	4.5	46.4
10/16/2015 2:54:00 AM	4.2	37.7



10/16/2015 2:55:00 AM	3.9	34.7
10/16/2015 2:58:00 AM	3.6	39.8
10/16/2015 2:59:00 AM	3.5	34.5
10/16/2015 3:01:00 AM	3.9	37.2
10/16/2015 3:02:00 AM	3.8	34.5
10/16/2015 3:06:00 AM	4.0	35.5
10/16/2015 3:07:00 AM	3.9	36.1
10/16/2015 3:08:00 AM	3.7	35.8
10/16/2015 3:10:00 AM	3.9	38.3
10/16/2015 3:11:00 AM	4.3	37.0
10/16/2015 3:14:00 AM	3.5	36.0
10/16/2015 3:15:00 AM	3.8	36.8
10/16/2015 3:16:00 AM	4.6	42.5
10/16/2015 3:17:00 AM	4.7	41.3
10/16/2015 3:18:00 AM	4.3	39.3
10/16/2015 3:21:00 AM	3.8	44.3
10/16/2015 3:22:00 AM	6.2	49.9
10/16/2015 3:23:00 AM	5.6	47.4
10/16/2015 3:24:00 AM	6.6	50.5
10/16/2015 3:25:00 AM	5.0	43.4
10/16/2015 3:26:00 AM	5.7	45.8
10/16/2015 3:27:00 AM	5.2	42.1
10/16/2015 3:28:00 AM	4.8	41.4
10/16/2015 3:29:00 AM	5.4	45.0
10/16/2015 3:30:00 AM	5.2	43.5
10/16/2015 3:31:00 AM	4.8	40.8
10/16/2015 3:32:00 AM	5.3	44.7
10/16/2015 3:33:00 AM	4.5	42.4
10/16/2015 3:34:00 AM	5.2	42.0
10/16/2015 3:35:00 AM	4.5	39.7
10/16/2015 3:36:00 AM	4.6	41.6
10/16/2015 3:37:00 AM	4.2	40.5
10/16/2015 3:38:00 AM	4.2	39.5
10/16/2015 3:39:00 AM	3.8	39.2
10/16/2015 3:40:00 AM	4.6	42.8
10/16/2015 3:41:00 AM	5.2	48.4
10/16/2015 3:42:00 AM	5.7	46.5
10/16/2015 3:43:00 AM	5.7	46.2
10/16/2015 3:44:00 AM	4.1	47.6
10/16/2015 3:45:00 AM	6.3	49.6
10/16/2015 3:46:00 AM	5.8	47.1
10/16/2015 3:47:00 AM	5.8	49.2
10/16/2015 3:48:00 AM	5.5	45.6
10/16/2015 3:49:00 AM	5.9	47.7
10/16/2015 3:50:00 AM	5.5	44.3
10/16/2015 3:51:00 AM	4.8	41.4
10/16/2015 3:52:00 AM	5.6	45.5
10/16/2015 3:53:00 AM	5.1	42.4
10/16/2015 3:54:00 AM	4.6	40.6
10/16/2015 3:55:00 AM	5.0	42.5
10/16/2015 3:56:00 AM	4.7	41.0
10/16/2015 3:57:00 AM	5.0	42.1
10/16/2015 3:58:00 AM	5.2	43.8
10/16/2015 3:59:00 AM	4.9	40.9
10/16/2015 4:00:00 AM	4.8	40.0

10/16/2015 4:01:00 AM	4.5	38.3
10/16/2015 4:02:00 AM	4.6	39.3
10/16/2015 4:03:00 AM	4.3	37.8
10/16/2015 4:04:00 AM	4.2	36.9
10/16/2015 4:05:00 AM	4.0	35.8
10/16/2015 4:06:00 AM	3.8	36.1
10/16/2015 4:07:00 AM	3.9	35.8
10/16/2015 4:08:00 AM	4.1	38.4
10/16/2015 4:12:00 AM	4.1	38.6
10/16/2015 4:13:00 AM	3.9	36.9
10/16/2015 4:14:00 AM	3.5	34.8
10/16/2015 4:15:00 AM	3.8	37.6
10/16/2015 4:16:00 AM	4.2	35.9
10/16/2015 4:17:00 AM	3.7	34.5
10/16/2015 4:20:00 AM	3.6	33.5
10/16/2015 4:30:00 AM	4.2	39.4
10/16/2015 4:31:00 AM	4.2	36.5
10/16/2015 4:32:00 AM	3.8	36.8
10/16/2015 4:33:00 AM	4.2	37.0
10/16/2015 4:34:00 AM	4.0	36.0
10/16/2015 4:37:00 AM	5.1	41.0
10/16/2015 4:38:00 AM	4.5	38.2
10/16/2015 4:39:00 AM	4.2	37.3
10/16/2015 4:40:00 AM	4.1	38.6
10/16/2015 4:41:00 AM	4.7	41.3
10/16/2015 4:42:00 AM	4.2	37.4
10/16/2015 4:43:00 AM	4.2	37.2
10/16/2015 4:44:00 AM	4.0	36.7
10/16/2015 4:45:00 AM	3.8	38.1
10/16/2015 4:46:00 AM	4.1	37.2
10/16/2015 4:47:00 AM	3.7	36.6
10/16/2015 4:48:00 AM	4.3	39.9
10/16/2015 4:49:00 AM	4.6	40.5
10/16/2015 4:50:00 AM	4.7	39.8
10/16/2015 4:51:00 AM	5.0	43.0
10/16/2015 4:52:00 AM	4.3	39.0
10/16/2015 4:53:00 AM	4.8	40.6
10/16/2015 4:54:00 AM	4.8	41.0
10/16/2015 4:55:00 AM	3.8	36.6
10/16/2015 4:56:00 AM	4.0	37.9
10/16/2015 4:57:00 AM	4.0	37.6
10/16/2015 4:58:00 AM	4.7	40.8
10/16/2015 4:59:00 AM	4.8	39.8
10/19/2015 10:01:00 PM	6.3	48.7
10/19/2015 10:02:00 PM	6.1	50.3
10/19/2015 10:05:00 PM	5.2	44.9
10/19/2015 10:06:00 PM	6.3	49.2
10/19/2015 10:07:00 PM	7.1	53.5
10/19/2015 10:09:00 PM	6.8	53.3
10/19/2015 10:10:00 PM	6.6	49.7
10/19/2015 10:11:00 PM	6.2	49.1
10/19/2015 10:12:00 PM	5.6	45.1
10/19/2015 10:14:00 PM	4.6	41.4
10/19/2015 10:15:00 PM	5.4	44.7
10/19/2015 10:16:00 PM	5.4	46.9

10/19/2015 10:17:00 PM	6.7	52.1
10/19/2015 10:18:00 PM	5.7	47.0
10/19/2015 10:19:00 PM	4.4	41.7
10/19/2015 10:20:00 PM	6.1	50.4
10/19/2015 10:21:00 PM	7.0	52.6
10/19/2015 10:22:00 PM	6.3	49.7
10/19/2015 10:23:00 PM	6.4	49.4
10/19/2015 10:24:00 PM	5.1	44.8
10/19/2015 10:25:00 PM	5.2	47.5
10/19/2015 10:26:00 PM	4.9	44.3
10/19/2015 10:27:00 PM	5.7	46.7
10/19/2015 10:28:00 PM	6.6	49.2
10/19/2015 10:30:00 PM	5.2	47.4
10/19/2015 10:32:00 PM	5.1	42.7
10/19/2015 10:33:00 PM	7.1	53.3
10/19/2015 10:34:00 PM	6.1	48.5
10/19/2015 10:35:00 PM	6.1	48.6
10/19/2015 10:36:00 PM	5.2	43.6
10/19/2015 10:37:00 PM	4.9	46.0
10/19/2015 10:38:00 PM	6.2	48.4
10/19/2015 10:39:00 PM	5.6	48.1
10/19/2015 10:40:00 PM	6.3	50.5
10/19/2015 10:41:00 PM	5.4	45.1
10/19/2015 10:42:00 PM	5.5	44.9
10/19/2015 10:44:00 PM	5.2	45.1
10/19/2015 10:45:00 PM	5.5	46.3
10/19/2015 10:46:00 PM	6.0	47.5
10/19/2015 10:47:00 PM	5.5	47.4
10/19/2015 10:49:00 PM	6.1	48.3
10/19/2015 10:50:00 PM	6.4	49.1
10/19/2015 10:51:00 PM	5.5	45.7
10/19/2015 10:53:00 PM	4.1	40.2
10/19/2015 10:54:00 PM	4.4	43.0
10/19/2015 10:56:00 PM	5.1	45.9
10/19/2015 10:57:00 PM	5.6	45.5
10/19/2015 10:59:00 PM	5.1	44.6
10/19/2015 11:00:00 PM	4.6	41.8
10/19/2015 11:01:00 PM	5.4	46.7
10/19/2015 11:13:00 PM	4.3	41.2
10/19/2015 11:16:00 PM	4.4	40.6
10/19/2015 11:17:00 PM	4.3	42.0
10/19/2015 11:21:00 PM	4.5	42.6
10/19/2015 11:23:00 PM	4.5	41.1
10/19/2015 11:24:00 PM	4.3	39.5
10/19/2015 11:27:00 PM	3.8	40.5
10/19/2015 11:29:00 PM	4.5	40.7
10/19/2015 11:31:00 PM	3.6	36.9
10/19/2015 11:32:00 PM	3.8	38.8
10/19/2015 11:33:00 PM	4.1	40.0
10/19/2015 11:35:00 PM	4.4	40.3
10/19/2015 11:37:00 PM	3.9	40.3
10/19/2015 11:43:00 PM	3.5	37.2
10/19/2015 11:44:00 PM	3.6	35.4
10/19/2015 11:47:00 PM	3.7	37.9
10/19/2015 11:53:00 PM	3.5	41.0

10/19/2015 11:54:00 PM	3.6	41.9
10/19/2015 11:55:00 PM	4.4	40.6
10/19/2015 11:57:00 PM	3.7	38.3
10/19/2015 11:59:00 PM	3.7	36.6
10/20/2015 12:00:00 AM	3.8	38.0
10/20/2015 12:03:00 AM	3.6	36.0
10/20/2015 1:17:00 AM	3.6	35.1
10/20/2015 3:04:00 AM	3.6	38.5
10/20/2015 3:08:00 AM	3.6	38.4
10/20/2015 3:10:00 AM	4.0	39.9
10/20/2015 3:13:00 AM	3.5	38.2
10/20/2015 3:16:00 AM	3.8	38.3
10/20/2015 3:17:00 AM	3.5	38.1
10/20/2015 3:18:00 AM	3.7	37.7
10/20/2015 3:19:00 AM	4.6	40.2
10/20/2015 3:22:00 AM	3.7	38.2
10/20/2015 3:27:00 AM	3.6	38.1
10/20/2015 3:29:00 AM	3.6	38.1
10/20/2015 3:32:00 AM	4.1	41.4
10/20/2015 3:34:00 AM	3.6	37.4
10/20/2015 3:36:00 AM	4.0	37.7
10/20/2015 3:50:00 AM	3.6	36.8
10/20/2015 3:52:00 AM	3.5	36.5
10/20/2015 3:53:00 AM	3.6	36.6
10/20/2015 3:57:00 AM	3.6	35.9
10/20/2015 4:00:00 AM	3.6	36.3
10/20/2015 4:02:00 AM	3.8	36.6
10/20/2015 4:05:00 AM	3.9	36.8
10/20/2015 4:08:00 AM	3.6	36.1
10/20/2015 4:10:00 AM	3.8	36.3
10/20/2015 4:11:00 AM	3.8	37.3
10/20/2015 4:12:00 AM	4.1	37.4
10/20/2015 4:14:00 AM	4.1	36.8
10/20/2015 4:15:00 AM	3.9	36.8
10/20/2015 4:18:00 AM	3.7	43.0
10/20/2015 4:19:00 AM	4.1	37.6
10/20/2015 4:21:00 AM	3.6	37.0
10/20/2015 4:25:00 AM	3.7	37.3
10/20/2015 4:26:00 AM	4.1	39.2
10/20/2015 4:27:00 AM	4.0	38.4
10/20/2015 4:28:00 AM	4.2	38.7
10/20/2015 4:29:00 AM	3.6	37.3
10/20/2015 4:30:00 AM	4.1	40.1
10/20/2015 4:31:00 AM	4.4	40.0
10/20/2015 4:32:00 AM	4.7	41.7
10/20/2015 4:33:00 AM	4.4	40.2
10/20/2015 4:34:00 AM	4.1	37.9
10/20/2015 4:35:00 AM	3.7	38.3
10/20/2015 4:36:00 AM	4.8	41.8
10/21/2015 11:00:00 PM	5.9	49.1
10/21/2015 11:03:00 PM	4.6	47.3
10/21/2015 11:08:00 PM	5.7	46.9
10/21/2015 11:09:00 PM	6.4	50.3
10/21/2015 11:10:00 PM	6.0	48.4
10/21/2015 11:15:00 PM	6.0	48.3

10/21/2015 11:16:00 PM	6.2	49.6
10/21/2015 11:18:00 PM	5.4	47.3
10/21/2015 11:19:00 PM	5.8	49.1
10/21/2015 11:21:00 PM	6.7	51.1
10/21/2015 11:23:00 PM	6.2	48.4
10/21/2015 11:24:00 PM	6.8	51.3
10/21/2015 11:25:00 PM	5.2	46.1
10/21/2015 11:26:00 PM	5.7	47.3
10/21/2015 11:27:00 PM	6.6	51.0
10/21/2015 11:28:00 PM	7.1	52.1
10/21/2015 11:29:00 PM	6.4	48.8
10/21/2015 11:31:00 PM	7.0	51.2
10/21/2015 11:32:00 PM	6.9	53.3
10/21/2015 11:33:00 PM	6.6	51.1
10/21/2015 11:34:00 PM	6.0	47.9
10/21/2015 11:36:00 PM	6.0	51.2
10/21/2015 11:38:00 PM	7.3	53.0
10/21/2015 11:40:00 PM	6.4	51.3
10/21/2015 11:41:00 PM	7.5	55.8
10/21/2015 11:48:00 PM	7.1	55.0
10/21/2015 11:51:00 PM	7.1	53.8
10/21/2015 11:54:00 PM	6.8	52.5
10/21/2015 11:56:00 PM	7.3	55.2
10/22/2015 12:05:00 AM	6.9	52.4
10/22/2015 12:08:00 AM	7.3	53.8
10/22/2015 12:10:00 AM	7.2	53.3
10/22/2015 12:11:00 AM	7.0	52.8
10/22/2015 12:12:00 AM	7.3	52.9
10/22/2015 12:13:00 AM	7.4	53.8
10/22/2015 12:15:00 AM	7.1	52.2
10/22/2015 12:16:00 AM	7.2	53.0
10/22/2015 12:17:00 AM	7.2	52.6
10/22/2015 12:20:00 AM	7.4	52.0
10/22/2015 12:21:00 AM	7.4	53.8
10/22/2015 12:26:00 AM	7.0	52.5
10/22/2015 12:39:00 AM	7.4	52.7
10/22/2015 12:45:00 AM	7.2	52.5
10/22/2015 12:47:00 AM	7.1	52.8
10/22/2015 12:48:00 AM	6.5	51.0
10/22/2015 12:49:00 AM	7.0	49.6
10/22/2015 12:50:00 AM	6.7	52.0
10/22/2015 12:52:00 AM	6.7	50.6
10/22/2015 12:55:00 AM	6.7	51.0
10/22/2015 12:56:00 AM	7.0	51.3
10/22/2015 12:57:00 AM	7.4	52.2
10/22/2015 12:58:00 AM	6.6	52.0
10/22/2015 12:59:00 AM	6.6	51.1
10/22/2015 1:00:00 AM	6.3	48.8
10/22/2015 1:01:00 AM	7.0	53.5
10/22/2015 1:03:00 AM	7.4	53.6
10/22/2015 1:05:00 AM	5.8	49.8
10/22/2015 1:06:00 AM	6.8	50.8
10/22/2015 1:08:00 AM	7.4	53.5
10/22/2015 1:09:00 AM	7.2	53.0
10/22/2015 1:11:00 AM	7.1	52.0

10/22/2015 1:12:00 AM	6.7	51.2
10/22/2015 1:13:00 AM	7.5	53.5
10/22/2015 1:14:00 AM	6.5	50.5
10/22/2015 1:17:00 AM	6.3	48.1
10/22/2015 1:18:00 AM	6.5	50.0
10/22/2015 1:19:00 AM	5.7	46.7
10/22/2015 1:20:00 AM	6.8	51.5
10/22/2015 1:21:00 AM	7.0	51.6
10/22/2015 1:22:00 AM	7.0	50.6
10/22/2015 1:23:00 AM	6.2	47.7
10/22/2015 1:24:00 AM	5.9	46.8
10/22/2015 1:25:00 AM	6.5	52.3
10/22/2015 1:27:00 AM	7.4	52.0
10/22/2015 1:28:00 AM	7.2	52.2
10/22/2015 1:29:00 AM	7.3	52.3
10/22/2015 1:30:00 AM	7.3	52.2
10/22/2015 1:31:00 AM	7.4	52.6
10/22/2015 1:32:00 AM	6.8	48.8
10/22/2015 1:33:00 AM	6.9	50.6
10/22/2015 1:34:00 AM	5.8	46.7
10/22/2015 1:35:00 AM	7.3	52.4
10/22/2015 1:36:00 AM	7.3	51.8
10/22/2015 1:37:00 AM	7.2	52.7
10/22/2015 1:38:00 AM	6.7	48.6
10/22/2015 1:39:00 AM	6.4	47.0
10/22/2015 1:40:00 AM	5.8	44.9
10/22/2015 1:41:00 AM	5.9	45.4
10/22/2015 1:42:00 AM	6.5	47.5
10/22/2015 1:43:00 AM	6.0	46.0
10/22/2015 1:44:00 AM	5.7	44.3
10/22/2015 1:45:00 AM	5.4	43.4
10/22/2015 1:46:00 AM	5.5	46.7
10/22/2015 1:47:00 AM	5.7	45.9
10/22/2015 1:48:00 AM	6.4	49.5
10/22/2015 1:49:00 AM	6.2	49.8
10/22/2015 1:50:00 AM	6.3	47.6
10/22/2015 1:51:00 AM	7.2	51.6
10/22/2015 1:52:00 AM	6.6	49.0
10/22/2015 1:53:00 AM	5.7	44.9
10/22/2015 1:54:00 AM	6.5	49.0
10/22/2015 1:55:00 AM	5.7	46.4
10/22/2015 1:56:00 AM	6.1	46.3
10/22/2015 1:57:00 AM	5.9	45.8
10/22/2015 1:58:00 AM	5.8	46.5
10/22/2015 1:59:00 AM	4.6	41.3
10/22/2015 2:00:00 AM	5.0	42.8
10/22/2015 2:01:00 AM	6.1	46.5
10/22/2015 2:02:00 AM	5.1	41.9
10/22/2015 2:03:00 AM	5.0	41.5
10/22/2015 2:04:00 AM	5.3	42.5
10/22/2015 2:05:00 AM	5.2	44.4
10/22/2015 2:06:00 AM	5.9	45.6
10/22/2015 2:07:00 AM	5.5	44.5
10/22/2015 2:09:00 AM	5.1	42.9
10/22/2015 2:10:00 AM	5.3	42.7

10/22/2015 2:11:00 AM	5.5	44.0
10/22/2015 2:12:00 AM	5.7	44.9
10/22/2015 2:13:00 AM	5.3	43.7
10/22/2015 2:16:00 AM	4.8	42.1
10/22/2015 2:17:00 AM	4.7	40.6
10/22/2015 2:18:00 AM	4.7	40.9
10/22/2015 2:19:00 AM	4.7	40.4
10/22/2015 2:20:00 AM	4.8	39.4
10/22/2015 2:21:00 AM	4.7	39.5
10/22/2015 2:22:00 AM	4.6	39.3
10/22/2015 2:23:00 AM	4.9	41.4
10/22/2015 2:24:00 AM	4.9	41.7
10/22/2015 2:25:00 AM	4.5	40.1
10/22/2015 2:26:00 AM	4.5	41.5
10/22/2015 2:27:00 AM	4.3	38.8
10/22/2015 2:28:00 AM	4.7	39.2
10/22/2015 2:29:00 AM	4.3	38.1
10/22/2015 2:30:00 AM	4.2	37.5
10/22/2015 2:31:00 AM	4.3	38.6
10/22/2015 2:32:00 AM	4.2	38.6
10/22/2015 2:33:00 AM	4.7	39.7
10/22/2015 2:34:00 AM	4.4	39.1
10/22/2015 2:35:00 AM	4.3	39.8
10/22/2015 2:36:00 AM	4.4	40.8
10/22/2015 2:37:00 AM	4.9	42.0
10/22/2015 2:38:00 AM	4.3	39.6
10/22/2015 2:39:00 AM	4.9	42.5
10/22/2015 2:40:00 AM	4.7	39.9
10/22/2015 2:41:00 AM	4.4	40.6
10/22/2015 2:42:00 AM	5.1	40.7
10/22/2015 2:43:00 AM	4.9	40.9
10/22/2015 2:44:00 AM	4.6	39.5
10/22/2015 2:45:00 AM	4.5	40.2
10/22/2015 2:46:00 AM	4.6	39.6
10/22/2015 2:47:00 AM	4.8	40.7
10/22/2015 2:48:00 AM	4.7	39.4
10/22/2015 2:49:00 AM	4.8	40.1
10/22/2015 2:50:00 AM	4.7	41.3
10/22/2015 2:51:00 AM	4.5	40.1
10/22/2015 2:52:00 AM	4.8	41.3
10/22/2015 2:53:00 AM	5.5	43.0
10/22/2015 2:54:00 AM	5.1	43.1
10/22/2015 2:55:00 AM	4.9	41.9
10/22/2015 2:56:00 AM	5.4	44.4
10/22/2015 2:57:00 AM	5.2	42.9
10/22/2015 2:58:00 AM	5.2	42.8
10/22/2015 2:59:00 AM	5.4	43.3
10/22/2015 3:00:00 AM	5.1	41.9
10/22/2015 3:01:00 AM	4.9	42.6
10/22/2015 3:02:00 AM	5.2	42.9
10/22/2015 3:03:00 AM	5.1	44.5
10/22/2015 3:04:00 AM	5.8	46.1
10/22/2015 3:05:00 AM	5.4	43.6
10/22/2015 3:07:00 AM	5.1	42.7
10/22/2015 3:08:00 AM	5.3	43.4

10/22/2015 3:09:00 AM	4.9	42.8
10/22/2015 3:10:00 AM	5.6	44.5
10/22/2015 3:11:00 AM	4.9	42.1
10/22/2015 3:12:00 AM	5.7	44.6
10/22/2015 3:13:00 AM	5.2	44.1
10/22/2015 3:14:00 AM	5.7	47.1
10/22/2015 3:15:00 AM	5.4	42.9
10/22/2015 3:16:00 AM	5.1	42.2
10/22/2015 3:17:00 AM	5.0	41.6
10/22/2015 3:18:00 AM	4.6	40.9
10/22/2015 3:19:00 AM	5.2	42.0
10/22/2015 3:20:00 AM	4.8	41.2
10/22/2015 3:21:00 AM	5.0	44.5
10/22/2015 3:22:00 AM	4.6	40.0
10/22/2015 3:23:00 AM	4.7	40.8
10/22/2015 3:24:00 AM	4.9	41.9
10/22/2015 3:25:00 AM	4.7	41.1
10/22/2015 3:26:00 AM	4.5	40.0
10/22/2015 3:27:00 AM	4.7	41.1
10/22/2015 3:28:00 AM	5.1	41.8
10/22/2015 3:29:00 AM	4.4	40.5
10/22/2015 3:30:00 AM	4.9	42.3
10/22/2015 3:31:00 AM	4.7	41.1
10/22/2015 3:32:00 AM	4.5	40.2
10/22/2015 3:33:00 AM	4.8	40.7
10/22/2015 3:34:00 AM	4.6	40.0
10/22/2015 3:35:00 AM	4.4	39.7
10/22/2015 3:36:00 AM	4.6	39.8
10/22/2015 3:37:00 AM	4.4	40.4
10/22/2015 3:38:00 AM	4.7	41.7
10/22/2015 3:39:00 AM	4.2	39.4
10/22/2015 3:40:00 AM	4.2	39.6
10/22/2015 3:41:00 AM	4.8	41.5
10/22/2015 3:42:00 AM	4.7	40.6
10/22/2015 3:43:00 AM	4.1	38.9
10/22/2015 3:44:00 AM	4.1	39.6
10/22/2015 3:45:00 AM	4.6	40.4
10/22/2015 3:46:00 AM	4.4	40.3
10/22/2015 3:47:00 AM	4.7	41.1
10/22/2015 3:48:00 AM	4.3	40.8
10/22/2015 3:49:00 AM	4.8	42.3
10/22/2015 3:50:00 AM	4.2	39.6
10/22/2015 3:51:00 AM	4.5	40.8
10/22/2015 3:52:00 AM	4.1	39.4
10/22/2015 3:53:00 AM	4.7	40.8
10/22/2015 3:54:00 AM	4.3	40.8
10/22/2015 3:55:00 AM	4.2	39.6
10/22/2015 3:56:00 AM	4.5	40.1
10/22/2015 3:57:00 AM	4.4	39.6
10/22/2015 3:58:00 AM	4.1	38.8
10/22/2015 3:59:00 AM	3.9	39.1
10/22/2015 4:00:00 AM	4.0	38.8
10/22/2015 4:01:00 AM	3.9	38.8
10/22/2015 4:02:00 AM	4.2	40.4
10/22/2015 4:03:00 AM	4.9	41.9



10/22/2015 4:04:00 AM	4.3	42.6
10/22/2015 4:05:00 AM	4.4	42.3
10/22/2015 4:06:00 AM	4.8	42.8
10/22/2015 4:07:00 AM	4.4	40.2
10/22/2015 4:08:00 AM	4.2	40.0
10/22/2015 4:09:00 AM	4.9	42.6
10/22/2015 4:10:00 AM	4.2	39.3
10/22/2015 4:11:00 AM	4.2	40.7
10/22/2015 4:12:00 AM	3.7	39.8
10/22/2015 4:13:00 AM	3.7	38.8
10/22/2015 4:14:00 AM	3.7	38.7
10/22/2015 4:17:00 AM	3.6	38.8
10/22/2015 4:18:00 AM	3.8	38.6
10/22/2015 4:19:00 AM	3.5	38.3
10/22/2015 4:21:00 AM	3.6	39.3
10/22/2015 4:27:00 AM	3.8	38.4
10/22/2015 4:28:00 AM	4.4	40.0
10/22/2015 4:29:00 AM	3.7	38.2
10/22/2015 4:30:00 AM	4.2	39.5
10/22/2015 4:31:00 AM	3.9	38.7
10/22/2015 4:32:00 AM	3.7	38.6
10/22/2015 4:34:00 AM	3.6	39.0
10/22/2015 4:36:00 AM	4.1	38.7
10/22/2015 4:37:00 AM	3.8	38.1
10/22/2015 4:40:00 AM	3.6	39.4
10/22/2015 4:41:00 AM	4.2	39.6
10/22/2015 4:42:00 AM	4.0	39.3
10/22/2015 4:43:00 AM	3.6	38.7
10/22/2015 4:44:00 AM	3.7	40.4
10/22/2015 4:45:00 AM	4.6	41.5
10/22/2015 4:46:00 AM	4.2	40.0
10/22/2015 4:48:00 AM	4.2	40.4
10/22/2015 4:49:00 AM	4.0	39.1
10/22/2015 4:50:00 AM	4.6	41.4
10/22/2015 4:51:00 AM	4.3	40.4
10/22/2015 4:52:00 AM	4.0	39.4
10/22/2015 4:53:00 AM	4.0	39.9
10/22/2015 4:54:00 AM	4.5	42.6
10/22/2015 4:55:00 AM	4.5	42.3
10/22/2015 4:56:00 AM	4.2	40.2
10/22/2015 4:57:00 AM	4.1	40.3
10/22/2015 4:59:00 AM	3.7	38.9
10/24/2015 10:00:00 PM	4.3	42.4
10/24/2015 10:01:00 PM	5.6	49.7
10/24/2015 10:02:00 PM	5.1	45.0
10/24/2015 10:03:00 PM	5.3	45.7
10/24/2015 10:04:00 PM	6.3	49.5
10/24/2015 10:06:00 PM	6.5	50.3
10/24/2015 10:07:00 PM	6.5	51.3
10/24/2015 10:08:00 PM	6.6	52.1
10/24/2015 10:09:00 PM	5.8	49.3
10/24/2015 10:10:00 PM	5.4	46.3
10/24/2015 10:11:00 PM	5.2	47.1
10/24/2015 10:12:00 PM	5.7	46.6
10/24/2015 10:13:00 PM	5.0	44.8

10/24/2015 10:14:00 PM	4.9	46.3
10/24/2015 10:15:00 PM	5.1	43.8
10/24/2015 10:16:00 PM	5.1	44.9
10/24/2015 10:17:00 PM	5.1	45.2
10/24/2015 10:18:00 PM	5.7	47.3
10/24/2015 10:19:00 PM	5.4	45.6
10/24/2015 10:20:00 PM	5.3	45.2
10/24/2015 10:21:00 PM	4.9	45.6
10/24/2015 10:22:00 PM	5.6	46.7
10/24/2015 10:23:00 PM	7.0	54.1
10/24/2015 10:24:00 PM	6.7	51.4
10/24/2015 10:25:00 PM	7.1	54.4
10/24/2015 10:26:00 PM	6.3	50.0
10/24/2015 10:27:00 PM	5.8	48.2
10/24/2015 10:28:00 PM	6.7	51.9
10/24/2015 10:29:00 PM	5.6	46.3
10/24/2015 10:30:00 PM	5.9	49.5
10/24/2015 10:31:00 PM	6.5	51.6
10/24/2015 10:32:00 PM	4.9	44.7
10/24/2015 10:33:00 PM	6.1	50.5
10/24/2015 10:34:00 PM	5.9	47.6
10/24/2015 10:35:00 PM	6.1	47.8
10/24/2015 10:36:00 PM	5.7	46.5
10/24/2015 10:37:00 PM	5.8	47.7
10/24/2015 10:38:00 PM	5.8	48.7
10/24/2015 10:39:00 PM	5.6	47.0
10/24/2015 10:40:00 PM	5.3	47.5
10/24/2015 10:41:00 PM	6.3	50.7
10/24/2015 10:43:00 PM	6.0	50.5
10/24/2015 10:44:00 PM	5.7	48.0
10/24/2015 10:45:00 PM	4.3	42.0
10/24/2015 10:46:00 PM	5.5	46.6
10/24/2015 10:47:00 PM	5.2	48.5
10/24/2015 10:48:00 PM	4.8	43.4
10/24/2015 10:49:00 PM	6.3	51.0
10/24/2015 10:50:00 PM	5.8	50.8
10/24/2015 10:51:00 PM	5.4	46.7
10/24/2015 10:52:00 PM	5.4	49.0
10/24/2015 10:53:00 PM	6.0	50.8
10/24/2015 10:54:00 PM	7.1	54.8
10/24/2015 10:55:00 PM	6.9	54.2
10/24/2015 10:58:00 PM	7.1	55.2
10/24/2015 10:59:00 PM	6.5	51.6
10/24/2015 11:00:00 PM	6.2	50.2
10/24/2015 11:03:00 PM	7.2	53.9
10/24/2015 11:04:00 PM	6.2	50.4
10/24/2015 11:05:00 PM	6.9	52.4
10/24/2015 11:06:00 PM	7.2	54.5
10/24/2015 11:07:00 PM	6.8	52.6
10/24/2015 11:10:00 PM	6.5	53.7
10/24/2015 11:11:00 PM	6.3	54.1
10/24/2015 11:14:00 PM	7.4	55.0
10/24/2015 11:31:00 PM	7.5	55.1
10/24/2015 11:35:00 PM	6.9	51.7
10/24/2015 11:40:00 PM	6.9	50.9

10/24/2015 11:41:00 PM	6.0	46.4
10/24/2015 11:42:00 PM	5.9	48.6
10/24/2015 11:43:00 PM	7.2	53.0
10/24/2015 11:44:00 PM	6.6	51.9
10/24/2015 11:46:00 PM	6.1	48.5
10/24/2015 11:49:00 PM	6.6	50.0
10/24/2015 11:50:00 PM	7.3	52.1
10/24/2015 11:51:00 PM	7.3	53.8
10/24/2015 11:52:00 PM	5.9	47.7
10/24/2015 11:54:00 PM	6.3	49.7
10/24/2015 11:55:00 PM	6.3	49.4
10/24/2015 11:56:00 PM	6.6	49.6
10/25/2015 12:00:00 AM	6.9	50.4
10/25/2015 12:02:00 AM	6.8	51.1
10/25/2015 12:05:00 AM	7.2	53.3
10/25/2015 12:07:00 AM	6.8	51.8
10/25/2015 12:08:00 AM	6.4	51.2
10/25/2015 12:12:00 AM	7.0	52.8
10/25/2015 12:22:00 AM	6.7	50.6
10/25/2015 12:23:00 AM	7.0	53.0
10/25/2015 12:27:00 AM	6.9	51.6
10/25/2015 12:42:00 AM	7.2	53.8
10/25/2015 12:44:00 AM	7.4	53.5
10/25/2015 12:46:00 AM	7.3	51.4
10/25/2015 12:53:00 AM	6.8	51.2
10/25/2015 12:55:00 AM	7.2	52.1
10/25/2015 12:56:00 AM	7.0	54.0
10/25/2015 12:57:00 AM	7.0	53.5
10/25/2015 12:58:00 AM	7.4	53.6
10/25/2015 1:00:00 AM	6.2	48.6
10/25/2015 1:01:00 AM	7.3	53.9
10/25/2015 1:02:00 AM	7.0	51.5
10/25/2015 1:04:00 AM	6.8	50.9
10/25/2015 1:05:00 AM	7.3	54.1
10/25/2015 1:06:00 AM	6.8	51.4
10/25/2015 1:07:00 AM	6.8	51.6
10/25/2015 1:08:00 AM	7.2	53.8
10/25/2015 1:10:00 AM	6.8	51.9
10/25/2015 1:13:00 AM	7.3	53.4
10/25/2015 1:14:00 AM	6.9	51.6
10/25/2015 1:17:00 AM	7.3	52.6
10/25/2015 1:18:00 AM	7.0	52.3
10/25/2015 1:19:00 AM	7.2	51.2
10/25/2015 1:20:00 AM	7.1	54.1
10/25/2015 1:21:00 AM	7.3	53.1
10/25/2015 1:24:00 AM	7.3	54.2
10/25/2015 1:25:00 AM	7.2	52.2
10/25/2015 1:26:00 AM	5.7	48.3
10/25/2015 1:30:00 AM	6.0	50.6
10/25/2015 1:37:00 AM	6.5	51.9
10/25/2015 1:39:00 AM	6.0	50.6
10/25/2015 1:40:00 AM	6.4	52.7
10/25/2015 2:23:00 AM	6.6	50.8
10/25/2015 2:41:00 AM	7.3	53.6
10/25/2015 2:45:00 AM	7.5	54.1

10/25/2015 2:48:00 AM	6.9	52.3
10/25/2015 3:01:00 AM	7.4	53.5
10/25/2015 3:02:00 AM	7.0	54.5
10/25/2015 3:07:00 AM	7.2	52.9
10/25/2015 3:09:00 AM	7.2	52.6
10/25/2015 3:10:00 AM	6.9	51.3
10/25/2015 3:12:00 AM	7.5	53.0
10/25/2015 3:13:00 AM	6.8	52.3
10/25/2015 3:14:00 AM	6.4	49.2
10/25/2015 3:15:00 AM	6.5	49.7
10/25/2015 3:16:00 AM	6.7	51.0
10/25/2015 3:18:00 AM	7.2	54.0
10/25/2015 3:19:00 AM	6.6	50.2
10/25/2015 3:23:00 AM	6.5	50.2
10/25/2015 3:24:00 AM	7.2	54.1
10/25/2015 3:25:00 AM	7.4	54.4
10/25/2015 3:26:00 AM	7.0	52.5
10/25/2015 3:32:00 AM	7.2	54.1
10/25/2015 3:39:00 AM	7.3	54.1
10/25/2015 3:41:00 AM	6.7	51.4
10/25/2015 3:42:00 AM	6.7	52.0
10/25/2015 3:44:00 AM	7.1	51.7
10/25/2015 3:45:00 AM	6.7	50.0
10/25/2015 3:46:00 AM	7.5	53.9
10/25/2015 3:47:00 AM	6.6	49.7
10/25/2015 3:48:00 AM	6.5	48.6
10/25/2015 3:49:00 AM	6.7	52.2
10/25/2015 3:50:00 AM	6.2	48.4
10/25/2015 3:52:00 AM	6.7	49.2
10/25/2015 3:53:00 AM	7.3	51.3
10/25/2015 3:54:00 AM	6.1	47.4
10/25/2015 3:56:00 AM	6.7	48.6
10/25/2015 4:03:00 AM	5.9	46.5
10/25/2015 4:04:00 AM	6.5	47.1
10/25/2015 4:05:00 AM	6.1	45.4
10/25/2015 4:06:00 AM	7.2	48.6
10/25/2015 4:07:00 AM	6.2	48.4
10/25/2015 4:10:00 AM	6.9	48.2
10/25/2015 4:11:00 AM	5.6	43.8
10/25/2015 4:13:00 AM	6.6	48.6
10/25/2015 4:14:00 AM	7.1	52.2
10/25/2015 4:18:00 AM	6.4	48.0
10/25/2015 4:19:00 AM	6.0	45.7
10/25/2015 4:20:00 AM	5.7	44.3
10/25/2015 4:22:00 AM	7.3	50.9
10/25/2015 4:26:00 AM	6.9	48.4
10/25/2015 4:27:00 AM	5.4	43.9
10/25/2015 4:28:00 AM	6.3	46.2
10/25/2015 4:29:00 AM	5.5	42.5
10/25/2015 4:31:00 AM	7.0	47.2
10/25/2015 4:32:00 AM	6.9	46.8
10/25/2015 4:33:00 AM	6.4	45.6
10/25/2015 4:34:00 AM	7.0	47.6
10/25/2015 4:35:00 AM	7.3	49.7
10/25/2015 4:36:00 AM	7.4	48.8

10/25/2015 4:37:00 AM	7.1	47.4
10/25/2015 4:38:00 AM	6.4	47.2
10/25/2015 4:39:00 AM	5.9	44.8
10/25/2015 4:40:00 AM	5.4	42.1
10/25/2015 4:41:00 AM	6.0	44.2
10/25/2015 4:42:00 AM	6.5	46.3
10/25/2015 4:43:00 AM	5.8	44.8
10/25/2015 4:44:00 AM	6.2	45.6
10/25/2015 4:45:00 AM	6.6	48.6
10/25/2015 4:46:00 AM	6.8	47.2
10/25/2015 4:47:00 AM	6.2	46.2
10/25/2015 4:48:00 AM	5.9	43.0
10/25/2015 4:49:00 AM	6.8	47.2
10/25/2015 4:50:00 AM	6.5	47.4
10/25/2015 4:51:00 AM	7.4	49.9
10/25/2015 4:54:00 AM	6.0	43.6
10/25/2015 4:55:00 AM	5.5	42.5
10/25/2015 4:56:00 AM	5.1	41.2
10/25/2015 4:57:00 AM	5.0	40.9
10/25/2015 4:58:00 AM	6.1	45.4
10/25/2015 4:59:00 AM	7.1	49.4
10/28/2015 11:02:00 PM	6.6	48.8
10/28/2015 11:03:00 PM	6.3	49.0
10/28/2015 11:04:00 PM	7.2	54.6
10/28/2015 11:06:00 PM	6.1	49.5
10/28/2015 11:07:00 PM	5.6	45.7
10/28/2015 11:08:00 PM	4.8	41.8
10/28/2015 11:10:00 PM	4.5	41.5
10/28/2015 11:11:00 PM	5.6	49.9
10/28/2015 11:13:00 PM	6.7	49.3
10/28/2015 11:14:00 PM	6.0	45.9
10/28/2015 11:15:00 PM	6.2	50.8
10/28/2015 11:16:00 PM	5.7	47.6
10/28/2015 11:17:00 PM	6.8	53.7
10/28/2015 11:20:00 PM	6.4	50.9
10/28/2015 11:22:00 PM	6.9	55.0
10/28/2015 11:23:00 PM	7.4	53.9
10/28/2015 11:24:00 PM	7.2	54.0
10/28/2015 11:27:00 PM	7.1	55.2
10/28/2015 11:29:00 PM	6.0	49.4
10/28/2015 11:32:00 PM	6.8	52.4
10/28/2015 11:34:00 PM	6.6	50.9
10/28/2015 11:36:00 PM	7.5	53.6
10/28/2015 11:37:00 PM	6.8	53.9
10/28/2015 11:38:00 PM	6.6	48.8
10/28/2015 11:39:00 PM	5.4	44.3
10/28/2015 11:40:00 PM	4.2	40.8
10/28/2015 11:41:00 PM	5.5	48.6
10/28/2015 11:42:00 PM	5.3	44.9
10/28/2015 11:43:00 PM	5.9	49.2
10/28/2015 11:44:00 PM	6.4	50.5
10/28/2015 11:45:00 PM	6.5	54.5
10/28/2015 11:47:00 PM	6.1	47.5
10/28/2015 11:48:00 PM	5.8	47.1
10/28/2015 11:49:00 PM	5.6	46.9

10/28/2015 11:50:00 PM	6.0	48.2
10/28/2015 11:53:00 PM	6.0	48.5
10/28/2015 11:54:00 PM	5.6	44.2
10/28/2015 11:55:00 PM	5.4	46.6
10/28/2015 11:57:00 PM	5.7	46.8
10/28/2015 11:58:00 PM	5.3	45.2
10/29/2015 12:00:00 AM	6.3	49.9
10/29/2015 12:01:00 AM	7.4	55.9
10/29/2015 12:02:00 AM	5.7	46.5
10/29/2015 12:03:00 AM	6.0	48.3
10/29/2015 12:04:00 AM	5.6	46.4
10/29/2015 12:05:00 AM	4.9	42.9
10/29/2015 12:07:00 AM	6.3	47.6
10/29/2015 12:08:00 AM	5.6	46.2
10/29/2015 12:09:00 AM	6.2	50.7
10/29/2015 12:10:00 AM	6.6	49.6
10/29/2015 12:12:00 AM	7.4	52.9
10/29/2015 12:13:00 AM	6.7	51.4
10/29/2015 12:14:00 AM	6.5	52.2
10/29/2015 12:15:00 AM	7.1	51.9
10/29/2015 12:16:00 AM	6.6	50.6
10/29/2015 12:19:00 AM	6.4	50.0
10/29/2015 12:21:00 AM	6.4	50.3
10/29/2015 12:22:00 AM	6.8	52.2
10/29/2015 12:23:00 AM	6.6	50.8
10/29/2015 12:24:00 AM	6.7	51.3
10/29/2015 12:25:00 AM	6.2	49.6
10/29/2015 12:26:00 AM	6.9	55.0
10/29/2015 12:27:00 AM	7.2	51.3
10/29/2015 12:28:00 AM	7.1	52.6
10/29/2015 12:29:00 AM	6.0	47.3
10/29/2015 12:30:00 AM	5.5	45.8
10/29/2015 12:31:00 AM	5.7	46.8
10/29/2015 12:32:00 AM	5.2	45.5
10/29/2015 12:33:00 AM	4.6	45.3
10/29/2015 12:34:00 AM	4.8	42.7
10/29/2015 12:35:00 AM	3.9	38.6
10/29/2015 12:36:00 AM	4.6	42.6
10/29/2015 12:37:00 AM	4.7	39.8
10/29/2015 12:38:00 AM	4.5	39.6
10/29/2015 12:39:00 AM	5.0	45.5
10/29/2015 12:40:00 AM	4.8	43.4
10/29/2015 12:41:00 AM	4.4	38.7
10/29/2015 12:42:00 AM	4.5	40.8
10/29/2015 12:43:00 AM	5.1	43.9
10/29/2015 12:44:00 AM	4.8	41.5
10/29/2015 12:45:00 AM	4.4	39.4
10/29/2015 12:46:00 AM	4.1	39.4
10/29/2015 12:47:00 AM	4.7	40.8
10/29/2015 12:48:00 AM	4.4	39.0
10/29/2015 12:49:00 AM	4.5	41.9
10/29/2015 12:50:00 AM	4.5	41.1
10/29/2015 12:51:00 AM	4.6	40.5
10/29/2015 12:52:00 AM	4.6	44.5
10/29/2015 12:53:00 AM	5.3	43.1

10/29/2015 12:54:00 AM	5.2	45.2
10/29/2015 12:55:00 AM	5.1	43.1
10/29/2015 12:56:00 AM	5.9	45.9
10/29/2015 12:57:00 AM	4.6	40.0
10/29/2015 12:58:00 AM	4.9	41.4
10/29/2015 12:59:00 AM	4.3	41.4
10/29/2015 1:00:00 AM	5.1	44.0
10/29/2015 1:01:00 AM	4.8	41.3
10/29/2015 1:02:00 AM	4.7	46.4
10/29/2015 1:03:00 AM	6.4	47.3
10/29/2015 1:04:00 AM	5.6	49.6
10/29/2015 1:05:00 AM	6.6	50.4
10/29/2015 1:06:00 AM	6.7	52.0
10/29/2015 1:07:00 AM	6.8	50.1
10/29/2015 1:08:00 AM	5.5	43.1
10/29/2015 1:09:00 AM	5.3	44.7
10/29/2015 1:10:00 AM	6.1	46.6
10/29/2015 1:11:00 AM	4.8	42.5
10/29/2015 1:12:00 AM	5.7	45.7
10/29/2015 4:20:00 AM	4.3	42.4
10/29/2015 4:27:00 AM	5.5	47.1
10/29/2015 4:31:00 AM	5.5	44.5
10/29/2015 4:32:00 AM	4.6	40.6
10/29/2015 10:00:00 PM	6.8	54.0
10/29/2015 10:03:00 PM	7.1	54.4
10/29/2015 10:08:00 PM	7.4	55.7
10/29/2015 10:09:00 PM	7.2	52.2
10/29/2015 10:10:00 PM	6.9	54.0
10/29/2015 10:12:00 PM	7.2	53.6
10/29/2015 10:13:00 PM	7.3	54.5
10/29/2015 10:14:00 PM	7.4	54.3
10/29/2015 10:21:00 PM	6.7	51.8
10/29/2015 10:22:00 PM	6.8	52.9
10/29/2015 10:25:00 PM	6.3	49.8
10/29/2015 10:26:00 PM	7.1	53.4
10/29/2015 10:29:00 PM	6.9	52.6
10/29/2015 10:30:00 PM	6.9	51.2
10/29/2015 10:31:00 PM	5.6	47.3
10/29/2015 10:32:00 PM	5.8	47.1
10/29/2015 10:34:00 PM	6.9	51.9
10/29/2015 10:35:00 PM	6.5	52.5
10/29/2015 10:36:00 PM	5.8	48.2
10/29/2015 10:37:00 PM	6.4	52.8
10/29/2015 10:40:00 PM	6.8	53.6
10/29/2015 10:41:00 PM	7.2	53.4
10/29/2015 10:42:00 PM	5.9	46.3
10/29/2015 10:43:00 PM	6.5	49.8
10/29/2015 10:44:00 PM	6.2	49.3
10/29/2015 10:45:00 PM	6.9	52.4
10/29/2015 10:46:00 PM	7.1	53.8
10/29/2015 10:48:00 PM	7.4	52.9
10/29/2015 10:49:00 PM	7.0	53.1
10/29/2015 10:50:00 PM	6.5	51.8
10/29/2015 10:51:00 PM	6.3	50.5
10/29/2015 11:03:00 PM	7.5	53.7

10/29/2015 11:04:00 PM	7.4	55.0
10/29/2015 11:05:00 PM	7.4	55.8
10/30/2015 1:07:00 AM	7.3	52.5
10/30/2015 1:08:00 AM	7.1	50.9
10/30/2015 1:11:00 AM	7.2	50.9
10/30/2015 1:12:00 AM	5.9	45.7
10/30/2015 1:13:00 AM	6.4	47.4
10/30/2015 1:14:00 AM	5.7	43.6
10/30/2015 1:15:00 AM	5.1	42.2
10/30/2015 1:16:00 AM	4.5	40.8
10/30/2015 1:17:00 AM	5.1	41.0
10/30/2015 1:18:00 AM	4.9	42.5
10/30/2015 1:19:00 AM	5.4	42.9
10/30/2015 1:20:00 AM	5.3	41.1
10/30/2015 1:21:00 AM	5.3	43.7
10/30/2015 1:22:00 AM	6.3	48.0
10/30/2015 1:23:00 AM	6.3	47.3
10/30/2015 1:25:00 AM	6.6	50.3
10/30/2015 1:26:00 AM	5.7	47.2
10/30/2015 1:27:00 AM	6.5	51.3
10/30/2015 1:28:00 AM	6.6	50.8
10/30/2015 1:30:00 AM	7.0	53.4
10/30/2015 1:31:00 AM	6.5	49.3
10/30/2015 1:32:00 AM	6.2	48.9
10/30/2015 1:33:00 AM	5.0	42.1
10/30/2015 1:34:00 AM	5.6	46.6
10/30/2015 1:35:00 AM	6.8	52.3
10/30/2015 1:36:00 AM	6.0	47.8
10/30/2015 1:37:00 AM	5.9	48.4
10/30/2015 1:38:00 AM	5.7	47.8
10/30/2015 1:39:00 AM	6.3	48.6
10/30/2015 1:40:00 AM	6.3	49.7
10/30/2015 1:41:00 AM	6.5	52.4
10/30/2015 1:43:00 AM	6.1	48.3
10/30/2015 1:44:00 AM	5.3	45.3
10/30/2015 1:45:00 AM	6.7	52.1
10/30/2015 1:46:00 AM	6.7	50.0
10/30/2015 1:47:00 AM	7.1	52.5
10/30/2015 1:48:00 AM	6.5	49.3
10/30/2015 1:49:00 AM	6.8	50.7
10/30/2015 1:50:00 AM	6.7	50.7
10/30/2015 1:51:00 AM	7.1	52.8
10/30/2015 1:52:00 AM	6.3	48.1
10/30/2015 1:53:00 AM	6.9	49.2
10/30/2015 1:54:00 AM	7.3	53.0
10/30/2015 1:55:00 AM	6.8	49.2
10/30/2015 1:56:00 AM	6.1	46.7
10/30/2015 1:57:00 AM	6.1	47.0
10/30/2015 1:58:00 AM	6.2	49.2
10/30/2015 1:59:00 AM	7.3	52.3
10/30/2015 2:00:00 AM	6.1	46.8
10/30/2015 2:01:00 AM	5.7	43.9
10/30/2015 2:02:00 AM	6.2	46.4
10/30/2015 2:03:00 AM	6.7	51.0
10/30/2015 2:04:00 AM	6.5	48.5



10/30/2015 2:05:00 AM	6.5	48.0
10/30/2015 2:06:00 AM	6.3	45.9
10/30/2015 2:07:00 AM	5.8	45.4
10/30/2015 2:08:00 AM	5.8	44.7
10/30/2015 2:09:00 AM	5.4	43.2
10/30/2015 2:10:00 AM	6.1	46.5
10/30/2015 2:11:00 AM	5.3	41.7
10/30/2015 2:12:00 AM	5.1	43.4
10/30/2015 2:13:00 AM	5.3	42.1
10/30/2015 2:14:00 AM	5.0	42.1
10/30/2015 2:15:00 AM	4.9	42.5
10/30/2015 2:16:00 AM	5.5	45.8
10/30/2015 2:17:00 AM	5.8	47.1
10/30/2015 3:53:00 AM	4.1	33.6
10/30/2015 3:54:00 AM	4.6	37.5
10/30/2015 3:55:00 AM	4.3	36.8
10/30/2015 3:56:00 AM	4.4	39.2
10/30/2015 3:57:00 AM	4.8	38.8
10/30/2015 3:58:00 AM	4.0	34.9
10/30/2015 3:59:00 AM	4.6	39.3
10/30/2015 4:00:00 AM	4.3	39.7
10/30/2015 4:01:00 AM	4.4	37.5
10/30/2015 4:02:00 AM	4.2	38.8
10/30/2015 4:03:00 AM	4.3	38.1
10/30/2015 4:04:00 AM	4.2	38.0
10/30/2015 4:10:00 AM	4.8	42.3
10/30/2015 4:11:00 AM	5.2	41.3
10/30/2015 4:12:00 AM	5.9	44.7
10/30/2015 4:13:00 AM	5.2	43.4
10/30/2015 4:14:00 AM	4.9	43.5
10/30/2015 4:15:00 AM	5.8	47.3
10/30/2015 4:16:00 AM	6.5	47.7
10/30/2015 4:17:00 AM	6.0	44.4
10/30/2015 4:18:00 AM	5.7	44.1
10/30/2015 4:19:00 AM	5.3	42.7
10/30/2015 4:20:00 AM	5.1	41.0
10/30/2015 4:21:00 AM	5.2	41.0
10/30/2015 4:22:00 AM	5.1	41.5
10/30/2015 4:23:00 AM	5.0	39.6
10/30/2015 4:24:00 AM	5.2	41.3
10/30/2015 4:25:00 AM	5.1	40.1
10/30/2015 4:26:00 AM	4.9	39.7
10/30/2015 4:27:00 AM	5.0	39.8
10/30/2015 4:28:00 AM	5.0	41.2
10/30/2015 4:29:00 AM	4.5	39.8
10/30/2015 4:30:00 AM	5.4	43.0
10/30/2015 4:31:00 AM	4.9	40.6
10/30/2015 4:32:00 AM	4.7	38.4
10/30/2015 4:33:00 AM	5.3	42.9
10/30/2015 4:34:00 AM	5.0	40.6
10/30/2015 4:35:00 AM	4.9	39.4
10/30/2015 4:36:00 AM	4.7	38.3
10/30/2015 4:37:00 AM	4.6	36.9
10/30/2015 4:38:00 AM	5.0	40.5
10/30/2015 4:39:00 AM	4.2	35.9

10/30/2015 4:40:00 AM	4.3	38.7
10/30/2015 4:41:00 AM	4.5	37.8
10/30/2015 4:42:00 AM	3.8	35.4
10/30/2015 4:43:00 AM	4.0	37.8
10/30/2015 4:44:00 AM	3.7	36.2
10/30/2015 4:45:00 AM	3.8	38.3
10/30/2015 4:46:00 AM	4.3	38.7
10/30/2015 4:47:00 AM	3.9	37.2
10/30/2015 4:48:00 AM	5.0	42.0
10/30/2015 4:49:00 AM	4.8	43.2
10/30/2015 4:50:00 AM	5.2	41.6
10/30/2015 4:51:00 AM	4.7	39.2
10/30/2015 4:52:00 AM	4.1	37.2
10/30/2015 4:53:00 AM	4.5	41.3
10/30/2015 4:54:00 AM	5.1	42.4
10/30/2015 4:55:00 AM	4.7	41.9
10/30/2015 4:56:00 AM	5.2	42.3
10/30/2015 4:57:00 AM	4.6	41.4
10/30/2015 4:58:00 AM	5.4	43.0
10/30/2015 4:59:00 AM	4.9	42.9
11/05/2015 10:05:00 PM	4.0	38.7
11/05/2015 10:12:00 PM	3.9	40.0
11/05/2015 10:13:00 PM	3.8	42.6
11/05/2015 10:14:00 PM	4.2	40.7
11/05/2015 10:15:00 PM	4.3	42.4
11/05/2015 10:16:00 PM	3.8	39.3
11/05/2015 10:20:00 PM	3.9	39.8
11/05/2015 10:21:00 PM	4.4	39.9
11/05/2015 10:22:00 PM	3.7	39.7
11/05/2015 10:23:00 PM	4.2	39.6
11/05/2015 10:24:00 PM	3.9	38.9
11/05/2015 10:25:00 PM	3.5	38.8
11/05/2015 10:26:00 PM	4.2	43.2
11/05/2015 10:27:00 PM	4.0	41.8
11/05/2015 10:29:00 PM	3.8	43.1
11/05/2015 10:30:00 PM	4.2	44.0
11/05/2015 10:31:00 PM	3.9	41.1
11/05/2015 10:32:00 PM	4.0	39.9
11/05/2015 10:33:00 PM	4.3	43.8
11/05/2015 10:34:00 PM	4.3	40.3
11/05/2015 10:35:00 PM	4.3	40.2
11/05/2015 10:36:00 PM	3.8	38.8
11/05/2015 10:37:00 PM	4.6	43.5
11/05/2015 10:39:00 PM	4.1	42.4
11/05/2015 10:40:00 PM	3.9	39.7
11/05/2015 10:41:00 PM	4.3	40.2
11/05/2015 10:42:00 PM	4.5	40.3
11/05/2015 10:43:00 PM	3.6	40.1
11/05/2015 10:44:00 PM	4.5	44.6
11/05/2015 10:45:00 PM	4.8	44.8
11/05/2015 10:46:00 PM	4.6	41.6
11/05/2015 10:47:00 PM	3.9	40.4
11/05/2015 10:48:00 PM	4.1	42.2
11/05/2015 10:49:00 PM	4.2	40.4
11/05/2015 10:50:00 PM	4.9	42.7

11/05/2015 10:51:00 PM	5.2	43.3
11/05/2015 10:52:00 PM	4.1	40.0
11/05/2015 10:53:00 PM	4.3	42.5
11/05/2015 10:54:00 PM	4.3	43.1
11/05/2015 10:55:00 PM	4.6	42.5
11/05/2015 10:56:00 PM	4.5	41.0
11/05/2015 10:57:00 PM	3.8	38.5
11/05/2015 10:58:00 PM	4.6	42.3
11/05/2015 10:59:00 PM	4.7	41.9
11/05/2015 11:00:00 PM	4.8	39.2
11/05/2015 11:01:00 PM	4.0	38.5
11/05/2015 11:02:00 PM	4.2	38.3
11/05/2015 11:03:00 PM	4.3	40.2
11/05/2015 11:04:00 PM	4.2	41.4
11/05/2015 11:05:00 PM	3.6	38.1
11/05/2015 11:06:00 PM	4.7	43.0
11/05/2015 11:07:00 PM	4.8	40.8
11/05/2015 11:08:00 PM	5.1	44.7
11/05/2015 11:09:00 PM	4.2	42.0
11/05/2015 11:11:00 PM	5.4	47.1
11/05/2015 11:12:00 PM	4.8	42.9
11/05/2015 11:13:00 PM	4.1	40.7
11/05/2015 11:14:00 PM	4.7	43.3
11/05/2015 11:15:00 PM	5.0	46.8
11/05/2015 11:16:00 PM	5.0	45.3
11/05/2015 11:17:00 PM	4.1	40.2
11/05/2015 11:18:00 PM	4.2	39.5
11/05/2015 11:19:00 PM	4.4	41.8
11/05/2015 11:20:00 PM	4.0	39.7
11/05/2015 11:22:00 PM	4.1	40.4
11/05/2015 11:23:00 PM	4.1	42.5
11/05/2015 11:24:00 PM	4.2	43.3
11/05/2015 11:25:00 PM	4.3	42.1
11/05/2015 11:26:00 PM	4.4	39.9
11/05/2015 11:27:00 PM	4.3	41.7
11/05/2015 11:28:00 PM	4.4	40.8
11/05/2015 11:29:00 PM	4.4	40.7
11/05/2015 11:30:00 PM	5.1	46.3
11/05/2015 11:31:00 PM	4.7	42.7
11/05/2015 11:32:00 PM	3.9	40.7
11/05/2015 11:33:00 PM	4.5	40.9
11/05/2015 11:34:00 PM	3.9	38.8
11/05/2015 11:36:00 PM	3.9	39.2
11/05/2015 11:37:00 PM	4.4	42.6
11/05/2015 11:38:00 PM	4.7	40.2
11/05/2015 11:39:00 PM	4.6	42.5
11/05/2015 11:40:00 PM	4.5	40.8
11/05/2015 11:41:00 PM	4.5	41.0
11/05/2015 11:42:00 PM	4.4	38.8
11/05/2015 11:43:00 PM	4.1	40.5
11/05/2015 11:44:00 PM	4.5	42.0
11/05/2015 11:45:00 PM	4.3	40.3
11/05/2015 11:46:00 PM	4.1	39.8
11/05/2015 11:47:00 PM	3.9	40.6
11/05/2015 11:48:00 PM	4.0	40.5

11/05/2015 11:49:00 PM	5.0	42.6
11/06/2015 4:44:00 AM	6.5	50.9
11/06/2015 4:46:00 AM	5.7	46.1
11/06/2015 4:49:00 AM	5.6	47.5
11/06/2015 4:51:00 AM	6.3	50.5
11/06/2015 4:52:00 AM	5.9	47.7
11/06/2015 4:53:00 AM	7.0	53.1
11/06/2015 4:55:00 AM	7.1	52.2
11/06/2015 4:57:00 AM	6.0	49.3
11/06/2015 4:58:00 AM	6.0	50.1
11/06/2015 4:59:00 AM	6.2	49.3
11/06/2015 10:00:00 PM	6.4	51.7
11/06/2015 10:02:00 PM	6.2	49.0
11/06/2015 10:03:00 PM	6.2	50.4
11/06/2015 10:04:00 PM	6.5	51.3
11/06/2015 10:05:00 PM	6.0	50.2
11/06/2015 10:06:00 PM	6.0	47.5
11/06/2015 10:07:00 PM	5.9	49.6
11/06/2015 10:08:00 PM	5.6	46.4
11/06/2015 10:09:00 PM	6.4	50.0
11/06/2015 10:10:00 PM	6.0	47.4
11/06/2015 10:11:00 PM	5.4	45.0
11/06/2015 10:12:00 PM	5.8	50.5
11/06/2015 10:13:00 PM	6.3	49.4
11/06/2015 10:14:00 PM	5.7	46.7
11/06/2015 10:15:00 PM	5.8	48.1
11/06/2015 10:16:00 PM	6.7	53.0
11/06/2015 10:17:00 PM	7.3	53.6
11/06/2015 10:18:00 PM	6.3	50.0
11/06/2015 10:19:00 PM	6.3	51.0
11/06/2015 10:20:00 PM	6.3	51.3
11/06/2015 10:21:00 PM	6.5	51.1
11/06/2015 10:22:00 PM	5.7	48.1
11/06/2015 10:23:00 PM	6.8	52.4
11/06/2015 10:24:00 PM	6.6	51.7
11/06/2015 10:25:00 PM	6.2	50.7
11/06/2015 10:26:00 PM	6.3	50.4
11/06/2015 10:27:00 PM	6.1	49.1
11/06/2015 10:28:00 PM	5.8	47.9
11/06/2015 10:29:00 PM	5.5	48.1
11/06/2015 10:30:00 PM	5.3	44.0
11/06/2015 10:31:00 PM	4.8	40.6
11/06/2015 10:32:00 PM	5.0	42.2
11/06/2015 10:33:00 PM	5.7	46.5
11/06/2015 10:34:00 PM	5.0	43.0
11/07/2015 12:19:00 AM	5.0	41.2
11/07/2015 12:20:00 AM	4.6	40.0
11/07/2015 12:21:00 AM	5.6	48.3
11/07/2015 12:22:00 AM	6.5	49.9
11/07/2015 12:23:00 AM	5.2	44.0
11/07/2015 12:24:00 AM	5.1	47.1
11/07/2015 12:25:00 AM	5.8	47.9
11/07/2015 12:26:00 AM	4.6	41.6
11/07/2015 12:27:00 AM	5.5	46.6
11/07/2015 12:28:00 AM	4.7	40.9

11/07/2015 12:29:00 AM	4.8	43.0
11/07/2015 12:30:00 AM	4.9	44.5
11/07/2015 12:31:00 AM	5.1	44.4
11/07/2015 12:32:00 AM	4.9	42.9
11/07/2015 12:33:00 AM	5.5	45.6
11/07/2015 12:34:00 AM	5.1	43.1
11/07/2015 12:35:00 AM	4.5	41.4
11/07/2015 12:36:00 AM	5.2	45.0
11/07/2015 12:37:00 AM	6.2	48.4
11/07/2015 12:38:00 AM	5.9	47.7
11/07/2015 12:39:00 AM	5.7	46.7
11/07/2015 12:40:00 AM	5.7	47.1
11/07/2015 12:41:00 AM	5.4	47.5
11/07/2015 12:42:00 AM	5.8	47.4
11/07/2015 12:43:00 AM	5.5	45.8
11/07/2015 12:44:00 AM	5.4	46.9
11/07/2015 12:45:00 AM	5.3	47.0
11/07/2015 12:46:00 AM	5.2	44.8
11/07/2015 12:47:00 AM	6.5	49.5
11/07/2015 12:48:00 AM	5.1	47.4
11/07/2015 12:49:00 AM	7.0	53.4
11/07/2015 12:50:00 AM	5.3	46.4
11/07/2015 12:51:00 AM	5.4	45.3
11/07/2015 12:52:00 AM	4.9	42.6
11/07/2015 12:53:00 AM	5.3	45.2
11/07/2015 12:54:00 AM	5.0	43.3
11/07/2015 12:55:00 AM	5.8	49.0
11/07/2015 12:56:00 AM	6.4	49.9
11/07/2015 12:57:00 AM	5.4	47.8
11/07/2015 12:58:00 AM	5.5	45.8
11/07/2015 12:59:00 AM	5.2	42.7
11/07/2015 1:00:00 AM	5.8	48.5
11/07/2015 1:01:00 AM	6.4	50.8
11/07/2015 1:02:00 AM	5.8	50.0
11/07/2015 1:03:00 AM	6.5	50.0
11/07/2015 1:04:00 AM	5.3	43.3
11/07/2015 1:05:00 AM	5.4	47.4
11/07/2015 1:06:00 AM	5.8	49.1
11/07/2015 1:07:00 AM	5.6	46.2
11/07/2015 1:08:00 AM	6.2	51.2
11/07/2015 1:09:00 AM	6.2	51.1
11/07/2015 1:10:00 AM	6.1	50.7
11/07/2015 1:11:00 AM	6.1	48.9
11/07/2015 1:12:00 AM	6.6	50.8
11/07/2015 1:13:00 AM	5.7	45.7
11/07/2015 1:14:00 AM	5.2	44.1
11/07/2015 1:15:00 AM	4.9	43.7
11/07/2015 1:16:00 AM	4.7	43.1
11/07/2015 1:17:00 AM	5.7	47.8
11/07/2015 1:18:00 AM	5.6	45.3
11/07/2015 1:19:00 AM	4.8	41.5
11/07/2015 1:20:00 AM	4.4	40.5
11/07/2015 1:21:00 AM	4.9	42.8
11/07/2015 1:22:00 AM	4.6	40.4
11/07/2015 1:23:00 AM	5.0	43.0

11/07/2015 1:24:00 AM	4.5	40.1
11/07/2015 1:25:00 AM	4.6	42.7
11/07/2015 1:26:00 AM	4.8	44.0
11/07/2015 1:27:00 AM	5.6	46.4
11/07/2015 1:28:00 AM	5.0	41.2
11/07/2015 1:29:00 AM	4.7	40.3
11/07/2015 1:30:00 AM	4.9	42.6
11/07/2015 1:31:00 AM	5.1	45.2
11/07/2015 1:32:00 AM	5.5	46.2
11/07/2015 1:33:00 AM	5.3	45.6
11/07/2015 1:34:00 AM	5.1	42.8
11/07/2015 1:35:00 AM	4.9	41.5
11/07/2015 1:36:00 AM	5.7	46.0
11/07/2015 1:37:00 AM	5.6	46.9
11/07/2015 1:38:00 AM	5.4	45.8
11/07/2015 1:39:00 AM	4.4	38.4
11/07/2015 1:40:00 AM	4.3	40.3
11/07/2015 1:41:00 AM	4.4	40.0
11/07/2015 1:42:00 AM	5.0	42.7
11/07/2015 1:43:00 AM	4.2	38.6
11/07/2015 1:44:00 AM	4.1	37.5
11/07/2015 1:45:00 AM	4.9	42.5
11/07/2015 1:46:00 AM	4.8	41.5
11/07/2015 1:47:00 AM	4.9	41.6
11/07/2015 1:48:00 AM	4.6	39.3
11/07/2015 1:49:00 AM	4.2	37.1
11/07/2015 1:50:00 AM	4.1	36.6
11/07/2015 1:51:00 AM	4.2	37.7
11/07/2015 1:52:00 AM	3.9	35.8
11/07/2015 1:53:00 AM	4.1	37.3
11/07/2015 1:54:00 AM	5.3	45.5
11/07/2015 1:55:00 AM	5.3	46.3
11/07/2015 1:56:00 AM	6.5	50.3
11/07/2015 1:57:00 AM	4.9	41.1
11/07/2015 1:58:00 AM	4.5	43.8
11/07/2015 1:59:00 AM	4.7	41.2
11/07/2015 2:00:00 AM	4.6	41.7
11/07/2015 2:01:00 AM	5.6	47.3
11/07/2015 2:02:00 AM	5.6	45.5
11/07/2015 2:03:00 AM	4.4	38.9
11/07/2015 2:04:00 AM	4.8	44.5
11/07/2015 2:05:00 AM	6.0	49.3
11/07/2015 2:06:00 AM	4.8	40.5
11/07/2015 2:08:00 AM	6.5	49.7
11/07/2015 2:09:00 AM	5.0	43.0
11/07/2015 2:10:00 AM	4.8	40.5
11/07/2015 2:11:00 AM	5.0	43.7
11/07/2015 2:12:00 AM	4.7	42.6
11/07/2015 2:13:00 AM	4.7	42.4
11/07/2015 2:14:00 AM	5.4	46.1
11/07/2015 2:15:00 AM	3.7	35.9
11/07/2015 2:16:00 AM	4.1	39.2
11/07/2015 2:17:00 AM	4.1	38.1
11/07/2015 2:18:00 AM	5.2	45.2
11/07/2015 2:19:00 AM	5.2	44.0

11/07/2015 2:20:00 AM	5.3	44.9
11/07/2015 2:21:00 AM	5.2	44.3
11/07/2015 2:22:00 AM	5.7	46.5
11/07/2015 2:23:00 AM	5.1	43.5
11/07/2015 2:24:00 AM	6.1	49.8
11/07/2015 2:25:00 AM	6.2	48.5
11/07/2015 2:26:00 AM	4.8	40.7
11/07/2015 2:27:00 AM	5.0	42.0
11/07/2015 2:28:00 AM	5.3	44.6
11/07/2015 2:29:00 AM	4.4	40.6
11/07/2015 2:30:00 AM	5.5	47.0
11/07/2015 2:31:00 AM	4.6	40.4
11/07/2015 2:32:00 AM	4.9	41.5
11/07/2015 2:33:00 AM	5.3	43.9
11/07/2015 2:34:00 AM	4.4	38.9
11/07/2015 2:35:00 AM	4.7	40.4
11/07/2015 2:36:00 AM	4.7	41.7
11/07/2015 2:37:00 AM	4.7	41.6
11/07/2015 2:38:00 AM	5.2	44.9
11/07/2015 2:39:00 AM	4.6	39.8
11/07/2015 2:40:00 AM	5.0	45.2
11/07/2015 2:41:00 AM	5.2	42.6
11/07/2015 2:42:00 AM	5.7	48.5
11/07/2015 2:43:00 AM	4.7	40.0
11/07/2015 2:44:00 AM	4.4	39.0
11/07/2015 2:45:00 AM	4.7	40.2
11/07/2015 2:46:00 AM	4.2	39.2
11/07/2015 2:47:00 AM	4.6	40.6
11/07/2015 2:48:00 AM	5.1	45.3
11/07/2015 2:49:00 AM	4.6	39.3
11/07/2015 2:50:00 AM	4.9	41.8
11/07/2015 2:51:00 AM	4.8	42.0
11/07/2015 2:52:00 AM	4.2	40.2
11/07/2015 2:53:00 AM	5.0	42.2
11/07/2015 2:54:00 AM	4.9	42.3
11/07/2015 2:55:00 AM	4.7	43.0
11/07/2015 2:56:00 AM	4.9	44.8
11/07/2015 2:57:00 AM	5.9	47.3
11/07/2015 2:58:00 AM	5.7	48.0
11/07/2015 2:59:00 AM	5.4	46.0
11/07/2015 3:00:00 AM	5.6	45.9
11/07/2015 3:01:00 AM	5.3	46.8
11/07/2015 3:02:00 AM	5.6	47.8
11/07/2015 3:03:00 AM	5.5	45.8
11/07/2015 3:04:00 AM	5.1	44.6
11/07/2015 3:05:00 AM	5.4	44.6
11/07/2015 3:06:00 AM	4.9	42.8
11/07/2015 3:07:00 AM	6.6	52.7
11/07/2015 3:08:00 AM	6.0	48.2
11/07/2015 3:09:00 AM	5.8	50.3
11/07/2015 3:10:00 AM	6.5	49.4
11/07/2015 3:11:00 AM	5.4	46.3
11/07/2015 3:12:00 AM	5.8	47.8
11/07/2015 3:13:00 AM	5.8	49.8
11/07/2015 3:14:00 AM	6.7	52.2

11/07/2015 3:15:00 AM	5.5	47.0
11/07/2015 3:16:00 AM	5.8	48.0
11/07/2015 3:17:00 AM	5.2	43.0
11/07/2015 3:18:00 AM	4.9	43.9
11/07/2015 3:19:00 AM	6.1	50.2
11/07/2015 3:20:00 AM	6.2	49.3
11/07/2015 3:21:00 AM	5.9	46.9
11/07/2015 3:22:00 AM	5.7	48.2
11/07/2015 3:23:00 AM	5.7	45.3
11/07/2015 3:24:00 AM	5.0	44.1
11/07/2015 3:25:00 AM	4.6	40.5
11/07/2015 3:26:00 AM	5.7	47.8
11/07/2015 3:27:00 AM	4.5	39.6
11/07/2015 3:28:00 AM	4.6	42.1
11/07/2015 3:29:00 AM	4.6	41.3
11/07/2015 3:30:00 AM	4.4	38.6
11/07/2015 3:31:00 AM	4.7	42.2
11/07/2015 3:32:00 AM	4.7	41.6
11/07/2015 3:33:00 AM	4.5	39.2
11/07/2015 3:34:00 AM	5.2	43.5
11/07/2015 3:35:00 AM	4.5	40.2
11/07/2015 3:36:00 AM	4.7	45.0
11/07/2015 3:37:00 AM	4.9	42.0
11/07/2015 3:38:00 AM	4.2	36.5
11/07/2015 3:39:00 AM	5.2	45.8
11/07/2015 3:40:00 AM	4.5	39.8
11/07/2015 3:41:00 AM	4.9	42.6
11/07/2015 3:42:00 AM	3.9	37.9
11/07/2015 3:43:00 AM	4.1	38.6
11/07/2015 3:44:00 AM	4.8	44.8
11/07/2015 3:45:00 AM	4.9	43.0
11/07/2015 3:46:00 AM	5.0	41.6
11/07/2015 3:47:00 AM	3.9	37.2
11/07/2015 3:48:00 AM	3.8	35.8
11/07/2015 3:49:00 AM	3.9	37.5
11/07/2015 3:50:00 AM	4.6	39.0
11/07/2015 3:51:00 AM	4.2	37.8
11/07/2015 3:52:00 AM	4.6	40.1
11/07/2015 3:53:00 AM	3.9	36.0
11/07/2015 3:54:00 AM	3.7	37.0
11/07/2015 3:55:00 AM	3.8	39.1
11/07/2015 3:56:00 AM	4.6	40.2
11/07/2015 3:57:00 AM	3.6	35.8
11/07/2015 3:58:00 AM	4.1	37.3
11/07/2015 3:59:00 AM	5.7	47.9
11/07/2015 4:00:00 AM	4.7	41.3
11/07/2015 4:01:00 AM	4.7	40.4
11/07/2015 4:02:00 AM	4.1	38.8
11/07/2015 4:03:00 AM	5.0	43.8
11/07/2015 4:04:00 AM	4.8	40.4
11/07/2015 4:05:00 AM	4.1	37.7
11/07/2015 4:06:00 AM	3.6	36.1
11/07/2015 4:07:00 AM	4.9	43.4
11/07/2015 4:08:00 AM	4.2	38.6
11/07/2015 4:09:00 AM	4.0	38.0



11/07/2015 4:10:00 AM	4.4	38.6
11/07/2015 4:11:00 AM	3.9	37.8
11/07/2015 4:13:00 AM	3.9	40.2
11/07/2015 4:14:00 AM	4.0	39.4
11/07/2015 4:15:00 AM	6.2	50.3
11/07/2015 4:16:00 AM	5.2	46.1
11/07/2015 4:17:00 AM	4.8	41.4
11/07/2015 4:18:00 AM	4.7	42.9
11/07/2015 4:19:00 AM	4.3	39.2
11/07/2015 4:20:00 AM	4.6	39.6
11/07/2015 4:21:00 AM	4.3	37.1
11/07/2015 4:23:00 AM	5.4	44.3
11/07/2015 4:24:00 AM	4.8	41.9
11/07/2015 4:25:00 AM	4.7	41.4
11/07/2015 4:26:00 AM	4.8	44.2
11/07/2015 4:27:00 AM	4.8	41.7
11/07/2015 4:28:00 AM	3.9	36.8
11/07/2015 4:29:00 AM	4.4	40.3
11/07/2015 4:30:00 AM	4.7	40.2
11/07/2015 4:31:00 AM	4.8	44.9
11/07/2015 4:32:00 AM	5.2	44.0
11/07/2015 4:33:00 AM	5.0	42.8
11/07/2015 4:34:00 AM	4.6	40.7
11/07/2015 4:35:00 AM	4.1	37.3
11/07/2015 4:36:00 AM	5.1	44.0
11/07/2015 4:37:00 AM	6.1	47.7
11/07/2015 4:38:00 AM	5.0	45.8
11/07/2015 4:39:00 AM	4.8	44.2
11/07/2015 4:40:00 AM	5.7	47.5
11/07/2015 4:41:00 AM	5.1	43.3
11/07/2015 4:42:00 AM	5.5	43.7
11/07/2015 4:43:00 AM	5.5	46.3
11/07/2015 4:44:00 AM	4.6	38.1
11/07/2015 4:45:00 AM	4.4	38.4
11/07/2015 4:46:00 AM	3.7	35.7
11/07/2015 4:47:00 AM	4.1	39.7
11/07/2015 4:48:00 AM	3.8	37.2
11/07/2015 4:49:00 AM	5.1	43.0
11/07/2015 4:50:00 AM	3.7	36.2
11/07/2015 4:51:00 AM	3.8	36.5
11/07/2015 4:52:00 AM	4.5	40.0
11/07/2015 4:53:00 AM	3.7	37.2
11/07/2015 4:54:00 AM	3.9	37.0
11/07/2015 4:55:00 AM	3.6	36.3
11/07/2015 4:56:00 AM	4.7	43.8
11/07/2015 4:57:00 AM	4.3	40.0
11/07/2015 4:58:00 AM	4.8	42.2
11/07/2015 4:59:00 AM	4.0	38.5
11/07/2015 10:00:00 PM	5.9	50.3
11/07/2015 10:01:00 PM	5.5	48.2
11/07/2015 10:02:00 PM	5.1	47.3
11/07/2015 10:03:00 PM	5.3	48.4
11/07/2015 10:04:00 PM	5.7	47.5
11/07/2015 10:05:00 PM	5.5	48.0
11/07/2015 10:06:00 PM	5.4	47.2

11/07/2015 10:07:00 PM	5.9	49.3
11/07/2015 10:08:00 PM	5.8	46.8
11/07/2015 10:09:00 PM	5.7	49.1
11/07/2015 10:10:00 PM	5.8	49.0
11/07/2015 10:11:00 PM	5.5	46.8
11/07/2015 10:13:00 PM	6.6	52.1
11/07/2015 10:14:00 PM	5.3	47.8
11/07/2015 10:15:00 PM	6.1	49.8
11/07/2015 10:16:00 PM	5.1	45.1
11/07/2015 10:17:00 PM	4.7	43.2
11/07/2015 10:18:00 PM	4.4	41.7
11/07/2015 10:19:00 PM	4.1	41.0
11/07/2015 10:20:00 PM	5.1	48.0
11/07/2015 10:21:00 PM	5.2	44.8
11/07/2015 10:22:00 PM	6.0	51.5
11/07/2015 10:23:00 PM	6.8	50.5
11/07/2015 10:24:00 PM	5.7	49.7
11/07/2015 10:25:00 PM	6.7	53.6
11/07/2015 10:26:00 PM	5.7	45.8
11/07/2015 10:27:00 PM	5.8	50.2
11/07/2015 10:28:00 PM	6.2	51.6
11/07/2015 10:29:00 PM	6.3	48.5
11/07/2015 10:31:00 PM	5.9	48.3
11/07/2015 10:32:00 PM	4.7	44.5
11/07/2015 10:33:00 PM	5.0	47.4
11/07/2015 10:34:00 PM	5.9	49.0
11/07/2015 10:35:00 PM	5.4	48.3
11/07/2015 10:36:00 PM	6.0	50.0
11/07/2015 10:37:00 PM	6.4	54.5
11/07/2015 10:38:00 PM	6.4	53.7
11/07/2015 10:39:00 PM	7.1	54.1
11/07/2015 10:40:00 PM	6.5	49.9
11/07/2015 10:41:00 PM	5.3	49.0
11/07/2015 10:42:00 PM	6.5	50.4
11/07/2015 10:44:00 PM	6.2	49.0
11/07/2015 10:45:00 PM	5.0	45.9
11/07/2015 10:46:00 PM	4.0	42.5
11/07/2015 10:47:00 PM	6.1	50.7
11/07/2015 10:49:00 PM	4.7	47.7
11/07/2015 10:50:00 PM	5.2	45.4
11/07/2015 10:51:00 PM	5.7	48.5
11/07/2015 10:52:00 PM	6.4	51.4
11/07/2015 10:53:00 PM	6.0	50.2
11/07/2015 10:54:00 PM	6.1	52.2
11/07/2015 10:57:00 PM	5.8	48.9
11/07/2015 10:58:00 PM	6.6	52.1
11/07/2015 10:59:00 PM	5.7	48.7
11/07/2015 11:00:00 PM	5.3	48.7
11/07/2015 11:01:00 PM	4.3	49.8
11/07/2015 11:04:00 PM	6.1	47.5
11/07/2015 11:05:00 PM	6.0	51.4
11/07/2015 11:08:00 PM	4.7	44.4
11/07/2015 11:09:00 PM	5.2	47.0
11/07/2015 11:10:00 PM	4.8	45.7
11/07/2015 11:11:00 PM	5.1	44.1

11/07/2015 11:12:00 PM	5.1	47.4
11/07/2015 11:13:00 PM	5.4	45.3
11/07/2015 11:14:00 PM	4.6	42.5
11/07/2015 11:15:00 PM	4.5	41.9
11/07/2015 11:16:00 PM	4.5	42.0
11/07/2015 11:17:00 PM	4.5	43.2
11/07/2015 11:18:00 PM	4.5	43.7
11/07/2015 11:19:00 PM	4.6	45.8
11/07/2015 11:20:00 PM	5.4	47.2
11/07/2015 11:21:00 PM	5.2	46.0
11/07/2015 11:22:00 PM	5.4	48.3
11/07/2015 11:23:00 PM	5.1	44.1
11/07/2015 11:24:00 PM	5.0	45.8
11/07/2015 11:25:00 PM	5.7	48.4
11/07/2015 11:26:00 PM	6.0	48.9
11/07/2015 11:27:00 PM	5.3	46.9
11/07/2015 11:28:00 PM	5.3	45.9
11/07/2015 11:29:00 PM	5.0	42.8
11/07/2015 11:30:00 PM	4.9	45.2
11/07/2015 11:31:00 PM	4.8	43.8
11/07/2015 11:32:00 PM	4.8	44.0
11/07/2015 11:33:00 PM	5.3	45.0
11/07/2015 11:34:00 PM	5.7	47.5
11/07/2015 11:35:00 PM	5.2	44.8
11/07/2015 11:36:00 PM	5.4	46.1
11/07/2015 11:37:00 PM	5.3	44.1
11/07/2015 11:38:00 PM	5.0	42.3
11/07/2015 11:39:00 PM	4.2	38.8
11/07/2015 11:40:00 PM	3.8	38.7
11/07/2015 11:41:00 PM	3.8	39.7
11/07/2015 11:42:00 PM	4.5	42.8
11/07/2015 11:43:00 PM	5.5	48.4
11/07/2015 11:44:00 PM	4.3	43.4
11/07/2015 11:46:00 PM	5.9	47.7
11/07/2015 11:47:00 PM	5.5	48.8
11/07/2015 11:48:00 PM	5.4	50.0
11/07/2015 11:49:00 PM	6.7	50.9
11/07/2015 11:50:00 PM	5.9	51.6
11/07/2015 11:53:00 PM	6.4	51.4
11/07/2015 11:54:00 PM	5.9	50.3
11/07/2015 11:56:00 PM	5.0	46.0
11/07/2015 11:57:00 PM	5.4	44.6
11/07/2015 11:58:00 PM	4.3	42.2
11/07/2015 11:59:00 PM	3.9	42.7
11/08/2015 12:00:00 AM	5.6	49.8
11/08/2015 12:01:00 AM	5.0	42.9
11/08/2015 12:02:00 AM	4.8	43.6
11/08/2015 12:03:00 AM	5.2	45.1
11/08/2015 12:04:00 AM	4.5	40.9
11/08/2015 12:05:00 AM	5.9	50.7
11/08/2015 12:07:00 AM	5.7	47.8
11/08/2015 12:08:00 AM	6.0	50.7
11/08/2015 12:09:00 AM	6.6	54.9
11/08/2015 12:11:00 AM	5.5	46.0
11/08/2015 12:12:00 AM	4.8	41.7

11/08/2015 12:13:00 AM	5.0	43.2
11/08/2015 12:14:00 AM	5.0	44.0
11/08/2015 12:15:00 AM	5.0	45.0
11/08/2015 12:16:00 AM	5.0	43.6
11/08/2015 12:17:00 AM	5.8	49.9
11/08/2015 12:18:00 AM	5.4	44.3
11/08/2015 12:19:00 AM	5.3	48.5
11/08/2015 12:20:00 AM	6.5	51.2
11/08/2015 12:21:00 AM	4.6	42.2
11/08/2015 12:22:00 AM	3.9	40.2
11/08/2015 12:23:00 AM	4.3	42.6
11/08/2015 12:24:00 AM	5.5	51.2
11/08/2015 12:25:00 AM	6.5	49.2
11/08/2015 12:26:00 AM	5.8	50.8
11/08/2015 12:27:00 AM	6.1	48.9
11/08/2015 12:28:00 AM	5.4	47.5
11/08/2015 12:29:00 AM	5.0	48.3
11/08/2015 12:30:00 AM	6.1	47.8
11/08/2015 12:31:00 AM	5.3	45.2
11/08/2015 12:32:00 AM	5.9	48.6
11/08/2015 12:33:00 AM	5.3	47.6
11/08/2015 12:34:00 AM	7.1	56.8
11/08/2015 12:36:00 AM	6.0	52.1
11/08/2015 12:37:00 AM	6.4	49.8
11/08/2015 12:40:00 AM	7.5	54.3
11/08/2015 12:41:00 AM	7.1	51.7
11/08/2015 12:42:00 AM	7.3	55.5
11/08/2015 12:44:00 AM	6.8	50.8
11/08/2015 12:49:00 AM	7.0	52.2
11/08/2015 12:50:00 AM	7.2	50.2
11/08/2015 12:51:00 AM	6.3	48.9
11/08/2015 12:52:00 AM	5.3	42.0
11/08/2015 12:53:00 AM	5.0	42.1
11/08/2015 12:54:00 AM	5.0	40.3
11/08/2015 12:55:00 AM	5.2	45.0
11/08/2015 12:56:00 AM	4.9	41.1
11/08/2015 12:57:00 AM	4.8	42.7
11/08/2015 12:58:00 AM	5.3	43.5
11/08/2015 12:59:00 AM	4.6	44.8
11/08/2015 1:00:00 AM	5.5	45.6
11/08/2015 1:01:00 AM	4.6	42.3
11/08/2015 1:02:00 AM	5.5	46.3
11/08/2015 1:03:00 AM	5.1	43.8
11/08/2015 1:04:00 AM	5.0	43.4
11/08/2015 1:05:00 AM	4.8	42.0
11/08/2015 1:06:00 AM	4.5	38.4
11/08/2015 1:07:00 AM	4.0	38.2
11/08/2015 1:09:00 AM	3.8	37.2
11/08/2015 1:10:00 AM	4.0	36.8
11/08/2015 1:15:00 AM	3.9	38.2
11/08/2015 1:16:00 AM	4.5	40.5
11/08/2015 1:17:00 AM	3.9	37.9
11/08/2015 1:18:00 AM	4.0	38.7
11/08/2015 1:19:00 AM	3.7	36.5
11/08/2015 1:20:00 AM	4.0	38.4

11/08/2015 1:21:00 AM	4.4	42.9
11/08/2015 1:22:00 AM	5.5	44.8
11/08/2015 1:24:00 AM	6.3	47.6
11/08/2015 1:25:00 AM	5.7	46.3
11/08/2015 1:26:00 AM	4.3	45.9
11/08/2015 1:27:00 AM	5.4	46.6
11/08/2015 1:28:00 AM	5.3	45.1
11/08/2015 1:30:00 AM	5.9	50.5
11/08/2015 1:31:00 AM	4.9	42.3
11/08/2015 1:32:00 AM	5.9	49.8
11/08/2015 1:33:00 AM	6.0	48.4
11/08/2015 1:34:00 AM	6.0	48.6
11/08/2015 1:35:00 AM	5.1	43.6
11/08/2015 1:36:00 AM	5.0	45.8
11/08/2015 1:37:00 AM	5.5	46.8
11/08/2015 1:38:00 AM	5.5	47.8
11/08/2015 1:39:00 AM	6.3	49.8
11/08/2015 1:40:00 AM	4.3	41.1
11/08/2015 1:41:00 AM	5.5	46.2
11/08/2015 1:42:00 AM	5.5	47.0
11/08/2015 1:43:00 AM	4.8	42.1
11/08/2015 1:44:00 AM	4.6	43.4
11/08/2015 1:45:00 AM	5.5	45.3
11/08/2015 1:46:00 AM	5.0	43.4
11/08/2015 1:47:00 AM	4.5	45.2
11/08/2015 1:48:00 AM	4.8	41.5
11/08/2015 1:49:00 AM	4.6	43.4
11/08/2015 1:50:00 AM	4.9	45.5
11/08/2015 1:51:00 AM	4.8	43.3
11/08/2015 1:52:00 AM	4.7	42.7
11/08/2015 1:53:00 AM	4.8	45.5
11/08/2015 1:54:00 AM	4.5	41.3
11/08/2015 1:55:00 AM	3.9	38.6
11/08/2015 1:56:00 AM	4.7	43.9
11/08/2015 1:57:00 AM	4.8	41.7
11/08/2015 1:58:00 AM	4.8	44.4
11/08/2015 1:59:00 AM	4.9	43.4
11/08/2015 2:00:00 AM	4.5	42.6
11/08/2015 2:01:00 AM	4.7	41.5
11/08/2015 2:02:00 AM	5.3	45.5
11/08/2015 2:03:00 AM	5.0	45.4
11/08/2015 2:04:00 AM	6.0	47.1
11/08/2015 2:05:00 AM	4.6	42.3
11/08/2015 2:06:00 AM	4.9	44.6
11/08/2015 2:07:00 AM	4.9	41.4
11/08/2015 2:08:00 AM	4.3	42.1
11/08/2015 2:09:00 AM	5.1	46.9
11/08/2015 2:10:00 AM	5.1	45.0
11/08/2015 2:11:00 AM	4.8	42.9
11/08/2015 2:12:00 AM	5.2	45.7
11/08/2015 2:13:00 AM	4.2	42.4
11/08/2015 2:14:00 AM	4.7	42.4
11/08/2015 2:16:00 AM	4.6	42.7
11/08/2015 2:17:00 AM	3.9	37.5
11/08/2015 2:18:00 AM	4.6	42.9

11/08/2015 2:21:00 AM	3.7	35.9
11/08/2015 2:22:00 AM	3.9	37.5
11/08/2015 2:23:00 AM	3.8	38.5
11/08/2015 2:24:00 AM	4.3	40.2
11/08/2015 2:26:00 AM	3.8	40.4
11/08/2015 2:27:00 AM	3.7	37.0
11/08/2015 2:28:00 AM	3.7	38.0
11/08/2015 2:29:00 AM	4.0	39.8
11/08/2015 2:30:00 AM	3.8	39.4
11/08/2015 2:31:00 AM	3.9	37.7
11/08/2015 2:34:00 AM	4.1	38.3
11/08/2015 2:35:00 AM	4.5	39.5
11/08/2015 2:36:00 AM	4.4	41.9
11/08/2015 2:37:00 AM	5.1	47.8
11/08/2015 2:38:00 AM	3.5	37.6
11/08/2015 2:39:00 AM	4.4	41.8
11/08/2015 2:40:00 AM	4.4	43.1
11/08/2015 2:41:00 AM	4.9	45.0
11/08/2015 2:42:00 AM	4.3	40.5
11/08/2015 2:43:00 AM	5.5	47.2
11/08/2015 2:44:00 AM	5.1	48.1
11/08/2015 2:45:00 AM	3.6	38.4
11/08/2015 2:46:00 AM	3.9	38.5
11/08/2015 2:47:00 AM	4.2	39.4
11/08/2015 2:48:00 AM	3.7	35.6
11/08/2015 2:49:00 AM	4.0	38.1
11/08/2015 2:50:00 AM	4.0	39.7
11/08/2015 2:51:00 AM	4.4	42.1
11/08/2015 2:52:00 AM	3.8	37.6
11/08/2015 2:53:00 AM	3.6	37.2
11/08/2015 2:54:00 AM	3.9	37.5
11/08/2015 2:55:00 AM	4.7	40.3
11/08/2015 2:56:00 AM	4.8	44.3
11/08/2015 2:57:00 AM	5.0	42.7
11/08/2015 2:58:00 AM	4.5	41.2
11/08/2015 2:59:00 AM	4.3	39.9
11/08/2015 3:00:00 AM	4.3	38.3
11/08/2015 3:01:00 AM	4.5	43.0
11/08/2015 3:02:00 AM	4.8	41.6
11/08/2015 3:03:00 AM	5.0	44.8
11/08/2015 3:04:00 AM	4.1	38.6
11/08/2015 3:05:00 AM	3.7	35.5
11/08/2015 3:06:00 AM	4.3	38.5
11/08/2015 3:07:00 AM	4.5	40.0
11/08/2015 3:09:00 AM	5.1	43.6
11/08/2015 3:10:00 AM	4.1	39.0
11/08/2015 3:11:00 AM	4.2	42.5
11/08/2015 3:12:00 AM	3.9	38.2
11/08/2015 3:13:00 AM	3.8	36.9
11/08/2015 3:15:00 AM	4.4	39.8
11/08/2015 3:17:00 AM	3.5	36.4
11/08/2015 3:18:00 AM	3.5	35.5
11/08/2015 3:20:00 AM	4.1	39.4
11/08/2015 3:22:00 AM	3.5	35.2
11/08/2015 3:23:00 AM	3.6	36.7

11/08/2015 3:24:00 AM	3.6	36.0
11/08/2015 3:25:00 AM	4.1	37.3
11/08/2015 3:26:00 AM	3.7	36.9
11/08/2015 3:27:00 AM	3.6	35.8
11/08/2015 3:28:00 AM	3.9	36.5
11/08/2015 3:29:00 AM	3.6	35.4
11/08/2015 3:30:00 AM	4.3	37.9
11/08/2015 3:31:00 AM	3.8	36.5
11/08/2015 3:32:00 AM	3.7	36.5
11/08/2015 3:33:00 AM	3.6	35.8
11/08/2015 3:35:00 AM	4.2	39.7
11/08/2015 3:36:00 AM	4.0	38.3
11/08/2015 3:37:00 AM	3.8	35.4
11/08/2015 3:38:00 AM	3.8	36.0
11/08/2015 3:40:00 AM	3.8	37.0
11/08/2015 3:41:00 AM	3.6	36.5
11/08/2015 3:42:00 AM	4.0	38.0
11/08/2015 3:43:00 AM	4.8	42.7
11/08/2015 3:44:00 AM	3.9	38.2
11/08/2015 3:46:00 AM	3.5	35.8
11/08/2015 3:47:00 AM	3.6	35.8
11/08/2015 3:48:00 AM	3.7	36.4
11/08/2015 3:49:00 AM	4.4	39.3
11/08/2015 3:50:00 AM	3.9	36.5
11/08/2015 3:51:00 AM	4.1	38.0
11/08/2015 3:53:00 AM	4.1	38.3
11/08/2015 3:54:00 AM	3.8	36.8
11/08/2015 3:55:00 AM	4.0	37.0
11/08/2015 3:59:00 AM	3.7	35.9
11/08/2015 4:00:00 AM	3.6	35.2
11/08/2015 4:02:00 AM	3.7	35.0
11/08/2015 4:03:00 AM	3.6	35.2
11/08/2015 4:04:00 AM	3.7	35.3
11/08/2015 4:05:00 AM	4.2	38.6
11/08/2015 4:06:00 AM	4.1	38.1
11/08/2015 4:07:00 AM	4.2	38.6
11/08/2015 4:08:00 AM	4.1	37.6
11/08/2015 4:09:00 AM	3.8	36.2
11/08/2015 4:10:00 AM	3.9	35.8
11/08/2015 4:11:00 AM	4.2	39.0
11/08/2015 4:12:00 AM	4.2	39.4
11/08/2015 4:13:00 AM	3.6	35.2
11/08/2015 4:14:00 AM	4.0	37.0
11/08/2015 4:15:00 AM	3.7	35.0
11/08/2015 4:16:00 AM	4.1	38.1
11/08/2015 4:17:00 AM	3.9	36.6
11/08/2015 4:18:00 AM	3.9	36.2
11/08/2015 4:19:00 AM	3.8	36.7
11/08/2015 4:20:00 AM	4.0	38.0
11/08/2015 4:21:00 AM	3.8	36.5
11/08/2015 4:22:00 AM	3.8	37.2
11/08/2015 4:24:00 AM	4.8	42.0
11/08/2015 4:25:00 AM	4.1	37.9
11/08/2015 4:26:00 AM	3.8	36.4
11/08/2015 4:27:00 AM	4.3	39.3

11/08/2015 4:28:00 AM	4.1	39.5
11/08/2015 4:29:00 AM	3.6	35.3
11/08/2015 4:30:00 AM	3.6	37.4
11/08/2015 4:31:00 AM	3.7	35.8
11/08/2015 4:32:00 AM	3.8	35.4
11/08/2015 4:37:00 AM	3.8	36.7
11/08/2015 4:38:00 AM	4.1	37.5
11/08/2015 4:39:00 AM	3.7	36.7
11/08/2015 4:40:00 AM	3.7	37.8
11/08/2015 4:41:00 AM	4.6	40.8
11/08/2015 4:42:00 AM	4.5	42.2
11/08/2015 4:43:00 AM	4.3	39.9
11/08/2015 4:44:00 AM	3.9	37.5
11/08/2015 4:45:00 AM	4.0	38.1
11/08/2015 4:46:00 AM	4.8	40.2
11/08/2015 4:47:00 AM	3.9	37.5
11/08/2015 4:48:00 AM	4.0	37.1
11/08/2015 4:49:00 AM	4.4	40.8
11/08/2015 4:50:00 AM	3.9	38.1
11/08/2015 4:52:00 AM	3.8	36.8
11/08/2015 4:53:00 AM	3.6	35.6
11/08/2015 4:54:00 AM	3.8	35.5
11/08/2015 4:55:00 AM	3.8	36.7
11/08/2015 4:57:00 AM	3.5	35.3
11/08/2015 4:58:00 AM	3.9	36.8
11/08/2015 4:59:00 AM	4.9	43.9
11/10/2015 10:42:00 PM	3.5	33.7
11/11/2015 2:29:00 AM	3.5	36.1
11/11/2015 2:33:00 AM	4.2	41.5
11/11/2015 2:34:00 AM	4.0	36.7
11/11/2015 2:35:00 AM	3.7	35.6
11/11/2015 2:36:00 AM	3.8	38.4
11/11/2015 2:37:00 AM	3.8	36.8
11/11/2015 2:38:00 AM	4.1	37.4
11/11/2015 2:39:00 AM	3.9	38.0
11/11/2015 2:40:00 AM	4.0	35.9
11/11/2015 2:41:00 AM	4.8	41.8
11/11/2015 2:42:00 AM	3.9	36.5
11/11/2015 2:45:00 AM	4.0	38.4
11/11/2015 2:46:00 AM	4.7	41.3
11/11/2015 2:47:00 AM	4.5	39.8
11/11/2015 2:48:00 AM	3.9	38.2
11/11/2015 2:49:00 AM	4.1	38.1
11/11/2015 2:50:00 AM	3.8	37.1
11/11/2015 2:51:00 AM	3.8	36.2
11/11/2015 2:52:00 AM	4.3	37.6
11/11/2015 2:53:00 AM	3.6	34.6
11/11/2015 2:54:00 AM	4.1	37.6
11/11/2015 2:55:00 AM	3.7	35.7
11/11/2015 2:56:00 AM	3.8	35.1
11/11/2015 3:02:00 AM	3.7	36.8
11/11/2015 3:21:00 AM	3.7	35.6
11/11/2015 3:22:00 AM	3.7	36.5
11/11/2015 3:34:00 AM	3.9	36.8
11/11/2015 3:35:00 AM	3.7	36.2



11/11/2015 3:37:00 AM	3.5	35.4
11/11/2015 3:38:00 AM	3.6	37.3
11/11/2015 3:41:00 AM	3.5	35.5
11/11/2015 3:42:00 AM	3.8	36.0
11/11/2015 3:43:00 AM	3.9	39.2
11/11/2015 3:44:00 AM	3.6	35.2
11/11/2015 3:45:00 AM	4.2	39.4
11/11/2015 3:46:00 AM	3.9	36.7
11/11/2015 3:47:00 AM	4.1	38.6
11/11/2015 3:52:00 AM	3.5	35.0
11/11/2015 3:55:00 AM	3.6	34.8
11/11/2015 3:56:00 AM	3.9	35.0
11/11/2015 3:57:00 AM	3.6	34.1
11/11/2015 3:58:00 AM	3.5	34.7
11/11/2015 3:59:00 AM	4.0	36.4
11/11/2015 4:00:00 AM	3.6	33.9
11/11/2015 4:01:00 AM	3.6	34.2
11/11/2015 4:02:00 AM	3.6	34.0
11/11/2015 4:03:00 AM	3.6	34.5
11/11/2015 4:04:00 AM	3.6	35.0
11/11/2015 4:05:00 AM	3.6	33.8
11/11/2015 4:06:00 AM	3.5	33.5

**Table 2 - Valid Total 1-minute Sound Data - Monitor B**

Goshen Wind Farm Fall Audit, 1500886

Day and Time of Measurement <sup>[1]</sup>	Average Wind Speed	Measured Leq
	(1 Minute Average)	(dBA)
09/19/2015 3:09:00 AM	3.5	46.3
09/19/2015 3:18:00 AM	3.7	46.9
09/19/2015 3:20:00 AM	4.1	46.9
09/19/2015 3:27:00 AM	4.1	47.4
09/19/2015 3:28:00 AM	3.8	47.3
09/19/2015 3:32:00 AM	3.5	47.5
09/19/2015 4:23:00 AM	4.0	48.4
09/19/2015 4:24:00 AM	3.7	48.4
09/19/2015 4:25:00 AM	3.8	48.3
09/19/2015 4:26:00 AM	4.5	48.5
09/19/2015 4:27:00 AM	4.2	48.7
09/19/2015 4:28:00 AM	3.8	48.7
09/19/2015 4:29:00 AM	5.0	49.0
09/19/2015 4:30:00 AM	4.6	48.4
09/19/2015 4:31:00 AM	4.8	48.5
09/19/2015 4:32:00 AM	4.1	48.4
09/19/2015 4:33:00 AM	4.4	48.6
09/19/2015 4:34:00 AM	3.6	48.6
09/19/2015 4:35:00 AM	3.8	48.6
09/19/2015 4:36:00 AM	4.0	48.7
09/19/2015 4:37:00 AM	3.8	48.5
09/19/2015 4:38:00 AM	3.6	48.8
09/19/2015 4:39:00 AM	3.7	48.6
09/19/2015 4:40:00 AM	4.0	48.9
09/19/2015 4:41:00 AM	4.4	48.9
09/19/2015 4:42:00 AM	4.1	49.2
09/19/2015 4:43:00 AM	4.1	49.0
09/19/2015 4:45:00 AM	3.7	49.1
09/19/2015 4:46:00 AM	4.8	49.0
09/19/2015 4:47:00 AM	4.2	48.8
09/19/2015 4:49:00 AM	4.1	48.8
09/19/2015 4:50:00 AM	4.2	48.9
09/19/2015 4:55:00 AM	3.7	49.2
09/19/2015 4:56:00 AM	4.5	49.2
09/19/2015 4:57:00 AM	3.8	49.1
09/19/2015 4:58:00 AM	4.2	49.0
09/24/2015 10:46:00 PM	3.9	46.8
09/25/2015 2:02:00 AM	4.0	44.5
09/25/2015 2:05:00 AM	3.7	44.7
09/25/2015 2:10:00 AM	3.5	44.1
09/25/2015 2:39:00 AM	3.5	44.4
09/25/2015 2:52:00 AM	3.6	44.2
09/25/2015 2:55:00 AM	3.9	44.6
09/25/2015 2:57:00 AM	3.9	45.5
09/25/2015 2:58:00 AM	3.6	45.2
09/25/2015 2:59:00 AM	3.8	45.6
09/25/2015 3:02:00 AM	3.9	45.1
09/25/2015 3:07:00 AM	3.7	45.0
09/25/2015 3:09:00 AM	3.6	45.3

09/25/2015 3:10:00 AM	4.7	46.1
09/25/2015 10:04:00 PM	3.6	44.8
09/25/2015 10:07:00 PM	4.0	46.5
09/25/2015 10:08:00 PM	4.8	45.7
09/25/2015 10:10:00 PM	4.6	45.3
09/25/2015 10:11:00 PM	4.2	44.9
09/25/2015 10:12:00 PM	3.8	44.3
09/25/2015 10:13:00 PM	3.5	45.2
09/25/2015 10:14:00 PM	4.5	45.2
09/25/2015 10:16:00 PM	3.9	44.5
09/25/2015 10:17:00 PM	3.9	44.6
09/25/2015 10:19:00 PM	4.2	45.1
09/25/2015 10:20:00 PM	4.4	46.0
09/25/2015 10:21:00 PM	4.3	45.1
09/25/2015 10:22:00 PM	3.8	45.6
09/25/2015 10:23:00 PM	4.4	45.5
09/25/2015 10:25:00 PM	4.0	45.9
09/25/2015 10:27:00 PM	3.9	45.7
09/25/2015 10:28:00 PM	4.0	45.5
09/25/2015 10:34:00 PM	3.7	44.0
09/25/2015 10:37:00 PM	3.6	44.3
09/25/2015 10:41:00 PM	3.9	44.2
09/25/2015 10:45:00 PM	4.3	45.1
09/25/2015 10:48:00 PM	3.8	45.3
09/25/2015 10:49:00 PM	4.6	45.6
09/25/2015 10:50:00 PM	3.5	43.9
09/25/2015 10:51:00 PM	4.0	44.2
09/25/2015 10:52:00 PM	3.8	44.2
09/25/2015 10:53:00 PM	3.8	44.5
09/25/2015 10:54:00 PM	4.3	45.3
09/25/2015 10:55:00 PM	4.4	45.0
09/25/2015 10:59:00 PM	3.9	44.9
09/25/2015 11:00:00 PM	3.7	44.3
09/25/2015 11:01:00 PM	3.6	43.3
09/25/2015 11:03:00 PM	4.0	50.1
09/25/2015 11:04:00 PM	4.0	48.8
09/25/2015 11:06:00 PM	4.6	45.6
09/25/2015 11:10:00 PM	4.3	44.8
09/25/2015 11:11:00 PM	5.1	45.8
09/25/2015 11:12:00 PM	3.7	44.1
09/25/2015 11:13:00 PM	3.8	48.0
09/25/2015 11:16:00 PM	3.7	45.5
09/25/2015 11:17:00 PM	5.0	46.4
09/25/2015 11:18:00 PM	5.3	48.4
09/25/2015 11:19:00 PM	4.9	46.5
09/25/2015 11:20:00 PM	4.1	45.9
09/25/2015 11:21:00 PM	4.4	45.1
09/25/2015 11:26:00 PM	4.3	47.2
09/25/2015 11:28:00 PM	4.2	44.7
09/25/2015 11:29:00 PM	4.6	48.5
09/25/2015 11:31:00 PM	3.6	45.5
09/25/2015 11:34:00 PM	4.2	44.8
09/25/2015 11:37:00 PM	3.5	45.6
09/25/2015 11:42:00 PM	4.3	46.0
09/25/2015 11:43:00 PM	3.8	44.3

09/25/2015 11:54:00 PM	3.8	45.9
09/25/2015 11:57:00 PM	4.1	46.5
09/25/2015 11:58:00 PM	4.5	45.5
09/26/2015 12:00:00 AM	3.6	45.6
09/26/2015 12:08:00 AM	3.5	52.1
09/26/2015 12:15:00 AM	4.1	45.5
09/26/2015 12:24:00 AM	3.7	44.7
09/26/2015 12:25:00 AM	4.2	46.2
09/26/2015 12:29:00 AM	3.6	44.6
09/26/2015 12:31:00 AM	3.8	46.2
09/26/2015 12:33:00 AM	3.6	45.3
09/26/2015 12:34:00 AM	4.0	44.9
09/26/2015 12:37:00 AM	3.8	45.3
09/26/2015 12:43:00 AM	3.6	44.3
09/26/2015 12:47:00 AM	3.5	46.8
09/26/2015 12:59:00 AM	4.2	45.8
09/26/2015 1:03:00 AM	3.5	44.0
09/26/2015 1:06:00 AM	4.0	43.9
09/26/2015 1:15:00 AM	3.7	43.5
09/26/2015 1:16:00 AM	3.6	44.9
09/26/2015 1:18:00 AM	3.8	42.7
09/26/2015 2:38:00 AM	3.6	40.5
09/26/2015 3:28:00 AM	4.1	41.9
09/26/2015 3:29:00 AM	3.6	40.5
09/26/2015 3:30:00 AM	3.5	41.3
09/26/2015 3:39:00 AM	3.6	40.6
09/26/2015 4:07:00 AM	3.5	39.3
09/27/2015 12:55:00 AM	3.5	40.7
09/27/2015 10:22:00 PM	3.9	44.8
09/28/2015 2:29:00 AM	3.6	45.1
09/28/2015 2:30:00 AM	3.9	45.1
09/28/2015 2:31:00 AM	3.6	45.2
09/28/2015 2:34:00 AM	4.0	49.9
09/28/2015 2:35:00 AM	3.7	45.2
09/28/2015 2:37:00 AM	3.6	45.9
09/28/2015 2:39:00 AM	3.6	45.8
09/28/2015 2:40:00 AM	4.0	46.0
09/28/2015 3:08:00 AM	3.6	45.9
09/28/2015 3:09:00 AM	4.6	46.5
09/28/2015 10:34:00 PM	3.5	46.0
09/28/2015 10:43:00 PM	3.9	45.4
09/28/2015 10:49:00 PM	3.5	44.6
10/19/2015 10:00:00 PM	4.5	44.0
10/19/2015 10:01:00 PM	4.2	43.4
10/19/2015 10:02:00 PM	4.2	44.4
10/19/2015 10:03:00 PM	4.8	44.8
10/19/2015 10:04:00 PM	4.2	45.0
10/19/2015 10:05:00 PM	4.0	43.7
10/19/2015 10:06:00 PM	4.2	43.0
10/19/2015 10:07:00 PM	4.2	44.4
10/19/2015 10:08:00 PM	4.0	44.2
10/19/2015 10:10:00 PM	3.6	45.5
10/19/2015 10:11:00 PM	4.2	44.3
10/19/2015 10:13:00 PM	5.3	43.1
10/19/2015 10:14:00 PM	4.3	43.9

10/19/2015 10:16:00 PM	5.2	43.1
10/19/2015 10:17:00 PM	4.5	43.0
10/19/2015 10:18:00 PM	4.1	42.8
10/19/2015 10:20:00 PM	5.1	41.4
10/19/2015 10:21:00 PM	4.3	42.9
10/19/2015 10:22:00 PM	3.7	42.8
10/19/2015 10:23:00 PM	4.2	42.9
10/19/2015 10:30:00 PM	3.6	43.3
10/19/2015 10:31:00 PM	3.5	44.3
10/19/2015 10:34:00 PM	3.9	42.1
10/19/2015 10:35:00 PM	3.5	42.7
10/19/2015 10:36:00 PM	3.8	44.2
10/19/2015 10:52:00 PM	3.7	44.9
10/19/2015 10:53:00 PM	4.0	45.7
10/19/2015 10:55:00 PM	4.1	46.9
10/19/2015 10:59:00 PM	3.8	44.4
10/19/2015 11:00:00 PM	3.5	45.0
10/19/2015 11:06:00 PM	4.2	47.4
10/19/2015 11:08:00 PM	3.5	43.1
10/19/2015 11:09:00 PM	3.7	40.8
10/19/2015 11:12:00 PM	4.1	42.1
10/19/2015 11:13:00 PM	3.5	49.3
10/19/2015 11:20:00 PM	3.5	40.8
10/19/2015 11:33:00 PM	3.6	42.3
10/21/2015 10:05:00 PM	4.5	47.8
10/21/2015 10:11:00 PM	6.2	46.9
10/21/2015 10:12:00 PM	4.2	46.7
10/21/2015 10:13:00 PM	5.2	47.2
10/21/2015 10:16:00 PM	4.4	48.2
10/21/2015 10:19:00 PM	5.2	47.4
10/21/2015 10:20:00 PM	5.3	47.9
10/21/2015 10:21:00 PM	4.3	47.6
10/21/2015 10:23:00 PM	5.3	47.1
10/21/2015 10:24:00 PM	4.0	47.3
10/21/2015 10:25:00 PM	4.5	47.2
10/21/2015 10:26:00 PM	4.6	47.2
10/21/2015 10:27:00 PM	4.9	46.5
10/21/2015 10:28:00 PM	4.8	46.9
10/21/2015 10:29:00 PM	4.4	46.5
10/21/2015 10:30:00 PM	5.5	46.5
10/21/2015 10:31:00 PM	4.8	50.6
10/21/2015 10:33:00 PM	5.5	47.8
10/21/2015 10:34:00 PM	5.1	46.2
10/21/2015 10:36:00 PM	4.2	46.1
10/21/2015 10:37:00 PM	4.3	46.3
10/21/2015 10:38:00 PM	5.9	46.5
10/21/2015 10:39:00 PM	5.7	48.0
10/21/2015 10:40:00 PM	6.2	51.8
10/21/2015 10:42:00 PM	7.2	46.6
10/21/2015 10:43:00 PM	6.9	47.1
10/21/2015 10:45:00 PM	5.8	47.4
10/21/2015 10:49:00 PM	5.9	47.1
10/21/2015 10:51:00 PM	5.9	47.1
10/21/2015 10:54:00 PM	5.9	45.9
10/21/2015 10:56:00 PM	5.5	46.4

10/21/2015 10:57:00 PM	6.0	46.1
10/21/2015 10:59:00 PM	5.6	47.1
10/21/2015 11:00:00 PM	5.6	46.2
10/21/2015 11:01:00 PM	6.3	47.0
10/21/2015 11:02:00 PM	6.0	47.6
10/21/2015 11:03:00 PM	7.4	47.3
10/21/2015 11:04:00 PM	7.0	47.4
10/21/2015 11:05:00 PM	7.1	47.0
10/21/2015 11:07:00 PM	6.0	48.0
10/21/2015 11:08:00 PM	5.9	47.5
10/21/2015 11:09:00 PM	5.3	47.7
10/21/2015 11:10:00 PM	5.7	48.7
10/21/2015 11:11:00 PM	4.6	47.4
10/21/2015 11:13:00 PM	6.3	48.8
10/21/2015 11:14:00 PM	5.7	48.5
10/21/2015 11:16:00 PM	4.5	47.7
10/21/2015 11:17:00 PM	4.5	48.9
10/21/2015 11:18:00 PM	5.2	50.0
10/21/2015 11:19:00 PM	5.5	48.8
10/21/2015 11:20:00 PM	5.7	48.2
10/21/2015 11:22:00 PM	5.9	49.8
10/21/2015 11:23:00 PM	6.1	48.0
10/21/2015 11:24:00 PM	5.3	48.7
10/21/2015 11:25:00 PM	5.7	48.2
10/21/2015 11:26:00 PM	5.2	48.6
10/21/2015 11:27:00 PM	5.1	48.5
10/21/2015 11:29:00 PM	4.7	47.0
10/21/2015 11:31:00 PM	6.5	48.1
10/21/2015 11:33:00 PM	4.9	47.8
10/21/2015 11:34:00 PM	4.6	48.2
10/21/2015 11:36:00 PM	6.5	49.0
10/21/2015 11:37:00 PM	5.2	48.1
10/21/2015 11:38:00 PM	4.8	51.1
10/21/2015 11:39:00 PM	5.6	51.1
10/21/2015 11:40:00 PM	5.4	50.3
10/21/2015 11:42:00 PM	4.7	48.6
10/21/2015 11:44:00 PM	6.0	48.3
10/21/2015 11:45:00 PM	5.4	49.0
10/21/2015 11:46:00 PM	5.0	49.9
10/21/2015 11:47:00 PM	5.3	48.5
10/21/2015 11:48:00 PM	6.5	48.2
10/21/2015 11:49:00 PM	6.7	48.4
10/21/2015 11:50:00 PM	6.0	48.0
10/21/2015 11:51:00 PM	5.5	48.9
10/21/2015 11:52:00 PM	5.7	49.1
10/21/2015 11:53:00 PM	5.2	48.8
10/21/2015 11:54:00 PM	6.9	50.1
10/21/2015 11:55:00 PM	6.2	48.5
10/21/2015 11:56:00 PM	4.7	49.0
10/21/2015 11:58:00 PM	5.9	49.2
10/21/2015 11:59:00 PM	4.6	49.6
10/22/2015 12:00:00 AM	6.3	49.0
10/22/2015 12:01:00 AM	6.1	49.7
10/22/2015 12:02:00 AM	6.2	48.9
10/22/2015 12:03:00 AM	5.8	48.6

10/22/2015 12:04:00 AM	5.5	49.7
10/22/2015 12:05:00 AM	5.9	50.3
10/22/2015 12:06:00 AM	5.3	48.8
10/22/2015 12:07:00 AM	6.1	48.0
10/22/2015 12:08:00 AM	6.6	48.3
10/22/2015 12:09:00 AM	6.4	47.6
10/22/2015 12:10:00 AM	6.2	47.9
10/22/2015 12:12:00 AM	6.3	48.4
10/22/2015 12:13:00 AM	5.4	49.2
10/22/2015 12:14:00 AM	6.0	50.1
10/22/2015 12:15:00 AM	5.9	48.1
10/22/2015 12:16:00 AM	5.4	48.2
10/22/2015 12:18:00 AM	6.0	49.1
10/22/2015 12:19:00 AM	6.4	48.8
10/22/2015 12:20:00 AM	7.0	48.7
10/22/2015 12:21:00 AM	7.1	47.9
10/22/2015 12:22:00 AM	7.3	48.0
10/22/2015 12:26:00 AM	6.2	49.3
10/22/2015 12:27:00 AM	5.7	50.5
10/22/2015 12:28:00 AM	6.0	50.8
10/22/2015 12:29:00 AM	5.1	50.4
10/22/2015 12:30:00 AM	5.8	50.1
10/22/2015 12:31:00 AM	6.0	48.7
10/22/2015 12:32:00 AM	5.6	48.0
10/22/2015 12:36:00 AM	5.5	50.9
10/22/2015 12:37:00 AM	5.3	48.6
10/22/2015 12:38:00 AM	6.3	48.5
10/22/2015 12:39:00 AM	4.2	49.4
10/22/2015 12:40:00 AM	5.4	49.7
10/22/2015 12:41:00 AM	5.4	49.9
10/22/2015 12:44:00 AM	6.0	50.3
10/22/2015 12:45:00 AM	6.1	48.4
10/22/2015 12:47:00 AM	5.7	49.1
10/22/2015 12:48:00 AM	6.3	49.2
10/22/2015 12:49:00 AM	5.8	50.3
10/22/2015 12:50:00 AM	5.8	48.9
10/22/2015 12:51:00 AM	5.6	48.9
10/22/2015 12:52:00 AM	6.6	49.7
10/22/2015 12:53:00 AM	5.8	49.1
10/22/2015 12:54:00 AM	5.6	51.4
10/22/2015 12:56:00 AM	5.8	50.5
10/22/2015 12:58:00 AM	5.3	52.2
10/22/2015 1:00:00 AM	4.4	51.8
10/22/2015 1:03:00 AM	4.9	51.1
10/22/2015 1:04:00 AM	5.0	49.5
10/22/2015 1:05:00 AM	6.0	49.4
10/22/2015 1:06:00 AM	5.0	50.1
10/22/2015 1:07:00 AM	4.2	50.8
10/22/2015 1:08:00 AM	4.2	51.3
10/22/2015 1:09:00 AM	4.2	51.4
10/22/2015 1:11:00 AM	4.7	50.5
10/22/2015 1:12:00 AM	3.9	50.2
10/22/2015 1:16:00 AM	4.2	51.3
10/22/2015 1:17:00 AM	3.7	50.8
10/22/2015 1:18:00 AM	4.4	51.5

10/22/2015 1:19:00 AM	4.9	51.5
10/22/2015 1:20:00 AM	4.3	51.8
10/22/2015 1:21:00 AM	3.9	51.2
10/22/2015 1:23:00 AM	3.7	50.5
10/22/2015 1:24:00 AM	4.1	50.1
10/22/2015 1:25:00 AM	4.5	51.9
10/22/2015 1:26:00 AM	4.4	51.2
10/22/2015 1:28:00 AM	5.0	52.0
10/22/2015 1:29:00 AM	4.3	51.8
10/22/2015 1:30:00 AM	4.1	51.6
10/22/2015 1:31:00 AM	3.7	52.4
10/22/2015 1:33:00 AM	3.6	50.9
10/22/2015 1:34:00 AM	4.5	50.5
10/22/2015 1:35:00 AM	4.5	51.8
10/22/2015 1:36:00 AM	3.7	47.9
10/22/2015 1:37:00 AM	4.2	47.7
10/22/2015 1:38:00 AM	3.7	47.8
10/22/2015 1:39:00 AM	3.9	48.0
10/22/2015 1:40:00 AM	4.7	48.3
10/22/2015 1:41:00 AM	4.0	47.8
10/22/2015 1:42:00 AM	3.7	48.6
10/22/2015 1:43:00 AM	3.8	48.8
10/22/2015 1:44:00 AM	4.1	49.1
10/22/2015 1:45:00 AM	3.9	48.2
10/22/2015 1:46:00 AM	3.7	48.0
10/22/2015 1:47:00 AM	4.0	47.8
10/22/2015 1:48:00 AM	4.4	48.2
10/22/2015 1:50:00 AM	3.7	47.4
10/22/2015 1:54:00 AM	3.5	48.4
10/22/2015 1:58:00 AM	4.1	48.2
10/22/2015 2:01:00 AM	3.5	49.3
10/22/2015 2:04:00 AM	3.5	48.2
10/22/2015 2:08:00 AM	3.5	49.7
10/22/2015 2:09:00 AM	3.9	51.7
10/22/2015 2:10:00 AM	3.5	51.0
10/22/2015 2:12:00 AM	3.6	50.2
10/22/2015 2:13:00 AM	3.9	50.0
10/22/2015 2:14:00 AM	3.7	52.2
10/22/2015 2:15:00 AM	3.5	52.3
10/22/2015 2:17:00 AM	3.6	50.7
10/22/2015 2:18:00 AM	3.7	49.5
10/22/2015 2:19:00 AM	3.6	49.5
10/22/2015 2:22:00 AM	3.7	48.7
10/22/2015 2:24:00 AM	3.7	49.7
10/22/2015 2:26:00 AM	4.0	50.8
10/22/2015 2:27:00 AM	3.6	50.2
10/22/2015 2:28:00 AM	3.6	50.0
10/22/2015 2:29:00 AM	4.2	50.4
10/22/2015 2:30:00 AM	3.5	51.1
10/22/2015 2:31:00 AM	3.7	49.4
10/22/2015 2:32:00 AM	4.1	52.5
10/22/2015 2:33:00 AM	3.9	51.1
10/22/2015 2:34:00 AM	3.7	49.5
10/22/2015 2:37:00 AM	4.0	49.0
10/22/2015 2:45:00 AM	3.7	48.3



10/22/2015 2:46:00 AM	3.5	48.5
10/22/2015 2:48:00 AM	3.5	49.2
10/22/2015 2:49:00 AM	3.7	48.4
10/22/2015 2:52:00 AM	3.9	48.2
10/22/2015 2:53:00 AM	3.7	48.9
10/22/2015 2:57:00 AM	3.8	49.5
10/22/2015 3:18:00 AM	3.6	50.8
10/22/2015 4:19:00 AM	3.7	51.0
10/22/2015 4:20:00 AM	3.8	50.4
10/22/2015 4:21:00 AM	3.8	49.4
10/22/2015 4:22:00 AM	3.6	49.9
10/22/2015 4:23:00 AM	4.1	50.3
10/22/2015 4:24:00 AM	3.7	49.2
10/22/2015 4:25:00 AM	4.2	50.4
10/22/2015 4:29:00 AM	4.5	51.0
10/22/2015 4:30:00 AM	4.6	51.4
10/22/2015 4:31:00 AM	4.2	51.6
10/22/2015 4:32:00 AM	3.9	50.7
10/22/2015 4:33:00 AM	3.8	51.3
10/22/2015 4:44:00 AM	4.6	51.8
10/23/2015 4:57:00 AM	3.7	50.9
10/23/2015 10:00:00 PM	3.6	46.6
10/23/2015 10:06:00 PM	4.0	52.1
10/23/2015 10:16:00 PM	4.3	50.4
10/23/2015 10:20:00 PM	5.0	52.1
10/23/2015 10:21:00 PM	5.3	52.1
10/23/2015 10:22:00 PM	4.1	50.0
10/23/2015 10:25:00 PM	4.3	48.2
10/23/2015 10:30:00 PM	3.5	52.5
10/23/2015 10:34:00 PM	4.9	52.3
10/23/2015 10:36:00 PM	5.8	52.0
10/23/2015 10:37:00 PM	5.2	52.6
10/23/2015 10:38:00 PM	4.5	51.9
10/23/2015 10:39:00 PM	7.2	51.4
10/23/2015 10:40:00 PM	5.4	52.3
10/23/2015 10:41:00 PM	4.5	51.9
10/23/2015 10:42:00 PM	4.1	52.5
10/23/2015 10:43:00 PM	4.4	51.2
10/23/2015 10:44:00 PM	3.9	51.2
10/23/2015 10:46:00 PM	3.9	51.9
10/23/2015 10:47:00 PM	4.4	51.6
10/23/2015 10:48:00 PM	5.7	51.5
10/23/2015 10:49:00 PM	4.1	51.5
10/23/2015 10:50:00 PM	4.6	51.6
10/23/2015 10:51:00 PM	5.8	51.1
10/23/2015 10:52:00 PM	4.7	51.4
10/23/2015 10:58:00 PM	4.3	48.7
10/23/2015 11:00:00 PM	4.7	51.3
10/23/2015 11:02:00 PM	6.2	52.5
10/23/2015 11:03:00 PM	5.1	52.2
10/23/2015 11:06:00 PM	4.6	51.8
10/23/2015 11:07:00 PM	4.9	52.3
10/23/2015 11:08:00 PM	3.6	51.9
10/23/2015 11:09:00 PM	5.1	51.8
10/23/2015 11:18:00 PM	3.8	51.3

10/23/2015 11:20:00 PM	4.9	51.8
10/23/2015 11:21:00 PM	5.1	51.3
10/23/2015 11:22:00 PM	5.4	49.5
10/23/2015 11:28:00 PM	4.6	50.3
10/23/2015 11:30:00 PM	5.5	51.0
10/23/2015 11:31:00 PM	3.9	46.4
10/23/2015 11:32:00 PM	4.9	47.8
10/23/2015 11:34:00 PM	5.6	52.9
10/23/2015 11:36:00 PM	3.7	52.4
10/23/2015 11:37:00 PM	4.3	51.9
10/23/2015 11:38:00 PM	4.2	52.0
10/23/2015 11:40:00 PM	4.2	50.5
10/23/2015 11:41:00 PM	5.0	46.5
10/23/2015 11:43:00 PM	3.9	48.9
10/23/2015 11:45:00 PM	3.9	46.1
10/23/2015 11:48:00 PM	3.6	48.0
10/23/2015 11:49:00 PM	4.2	50.5
10/23/2015 11:50:00 PM	4.7	52.5
10/23/2015 11:51:00 PM	5.7	49.3
10/23/2015 11:52:00 PM	4.6	50.8
10/23/2015 11:53:00 PM	4.6	50.8
10/23/2015 11:54:00 PM	4.7	49.9
10/23/2015 11:55:00 PM	5.2	50.3
10/23/2015 11:56:00 PM	6.9	50.2
10/23/2015 11:57:00 PM	6.0	49.7
10/23/2015 11:58:00 PM	5.3	50.7
10/23/2015 11:59:00 PM	4.1	51.8
10/24/2015 12:00:00 AM	3.5	49.9
10/24/2015 12:01:00 AM	5.0	51.3
10/24/2015 12:02:00 AM	4.4	50.9
10/24/2015 12:03:00 AM	4.1	51.0
10/24/2015 12:06:00 AM	3.7	51.6
10/24/2015 12:07:00 AM	4.1	51.1
10/24/2015 12:09:00 AM	5.7	50.6
10/24/2015 12:11:00 AM	5.4	52.5
10/24/2015 12:14:00 AM	4.7	51.0
10/24/2015 12:15:00 AM	4.9	49.6
10/24/2015 12:17:00 AM	5.0	48.0
10/24/2015 12:19:00 AM	4.6	48.1
10/24/2015 12:23:00 AM	4.9	47.0
10/24/2015 12:25:00 AM	4.6	46.6
10/24/2015 12:28:00 AM	4.1	52.5
10/24/2015 12:29:00 AM	4.1	48.8
10/24/2015 12:32:00 AM	4.0	46.5
10/24/2015 12:34:00 AM	4.5	49.4
10/24/2015 12:37:00 AM	3.7	50.5
10/24/2015 12:38:00 AM	3.6	51.6
10/24/2015 12:45:00 AM	4.4	51.9
10/24/2015 12:46:00 AM	3.7	51.2
10/24/2015 12:47:00 AM	3.9	51.4
10/24/2015 12:48:00 AM	4.2	51.5
10/24/2015 12:49:00 AM	5.1	52.3
10/24/2015 12:50:00 AM	4.3	52.3
10/24/2015 12:52:00 AM	4.6	45.9
10/24/2015 12:53:00 AM	4.3	45.7

10/24/2015 12:56:00 AM	3.6	51.5
10/24/2015 12:57:00 AM	4.2	51.7
10/24/2015 1:00:00 AM	3.9	52.5
10/24/2015 1:01:00 AM	3.6	51.7
10/24/2015 1:05:00 AM	3.9	52.5
10/24/2015 1:06:00 AM	4.1	51.7
10/24/2015 1:07:00 AM	4.4	52.0
10/24/2015 1:09:00 AM	4.3	51.9
10/24/2015 1:10:00 AM	6.0	53.0
10/24/2015 1:11:00 AM	5.3	51.8
10/24/2015 1:26:00 AM	4.2	51.3
10/24/2015 1:27:00 AM	4.5	51.0
10/24/2015 1:28:00 AM	4.5	51.4
10/24/2015 1:29:00 AM	4.7	51.6
10/24/2015 1:32:00 AM	4.5	52.3
10/24/2015 1:33:00 AM	4.0	52.0
10/24/2015 1:38:00 AM	4.5	52.2
10/24/2015 1:50:00 AM	3.8	51.8
10/24/2015 3:27:00 AM	4.1	51.7
10/24/2015 10:00:00 PM	3.6	51.8
10/24/2015 10:01:00 PM	4.8	52.2
10/24/2015 10:02:00 PM	5.5	51.0
10/24/2015 10:03:00 PM	5.0	51.6
10/24/2015 10:05:00 PM	5.0	52.3
10/24/2015 10:06:00 PM	4.5	51.3
10/24/2015 10:08:00 PM	5.0	51.8
10/24/2015 10:10:00 PM	4.7	51.6
10/24/2015 10:11:00 PM	5.0	51.0
10/24/2015 10:12:00 PM	5.5	51.5
10/24/2015 10:13:00 PM	5.1	51.5
10/24/2015 10:14:00 PM	4.4	51.8
10/24/2015 10:15:00 PM	4.3	51.2
10/24/2015 10:17:00 PM	3.8	51.0
10/24/2015 10:18:00 PM	3.5	51.4
10/24/2015 10:19:00 PM	3.5	52.0
10/24/2015 10:21:00 PM	4.1	51.5
10/24/2015 10:22:00 PM	3.7	51.6
10/24/2015 10:23:00 PM	4.7	51.7
10/24/2015 10:24:00 PM	3.5	52.4
10/24/2015 10:25:00 PM	4.0	52.6
10/24/2015 10:26:00 PM	4.7	52.0
10/24/2015 10:30:00 PM	3.8	51.7
10/24/2015 10:31:00 PM	4.6	51.5
10/24/2015 10:32:00 PM	3.9	51.5
10/24/2015 10:33:00 PM	5.1	51.7
10/24/2015 10:34:00 PM	5.3	52.6
10/24/2015 10:35:00 PM	4.8	52.0
10/24/2015 10:36:00 PM	4.7	52.6
10/24/2015 10:37:00 PM	4.9	52.1
10/24/2015 10:38:00 PM	4.2	52.3
10/24/2015 10:39:00 PM	3.6	51.6
10/24/2015 10:40:00 PM	5.1	51.3
10/24/2015 10:41:00 PM	6.7	52.1
10/24/2015 10:42:00 PM	6.2	51.8
10/24/2015 10:43:00 PM	6.4	51.2

10/24/2015 10:50:00 PM	5.9	51.1
10/24/2015 10:51:00 PM	7.1	51.3
10/27/2015 10:01:00 PM	4.6	45.4
10/27/2015 10:04:00 PM	5.0	44.9
10/27/2015 10:05:00 PM	5.9	45.4
10/27/2015 10:06:00 PM	4.0	45.1
10/27/2015 10:07:00 PM	4.5	44.8
10/27/2015 10:08:00 PM	4.3	46.1
10/27/2015 10:09:00 PM	5.7	46.5
10/27/2015 10:11:00 PM	5.1	46.0
10/27/2015 10:14:00 PM	4.4	47.2
10/27/2015 10:17:00 PM	3.8	40.8
10/27/2015 10:18:00 PM	4.8	43.1
10/27/2015 10:19:00 PM	4.3	38.9
10/27/2015 10:20:00 PM	4.1	38.7
10/27/2015 10:21:00 PM	5.0	42.5
10/27/2015 10:22:00 PM	4.8	41.5
10/27/2015 10:23:00 PM	5.2	41.3
10/29/2015 12:21:00 AM	4.3	42.4
10/29/2015 12:34:00 AM	4.6	41.9
10/29/2015 12:36:00 AM	4.8	50.8
10/29/2015 12:37:00 AM	3.7	40.0
10/29/2015 12:38:00 AM	4.2	40.5
10/29/2015 12:39:00 AM	4.5	51.4
10/29/2015 1:01:00 AM	4.4	48.4
10/29/2015 1:08:00 AM	3.6	48.0
10/29/2015 4:24:00 AM	5.0	50.0
10/29/2015 4:27:00 AM	4.1	49.6
10/29/2015 4:28:00 AM	4.0	44.0
10/29/2015 4:29:00 AM	3.8	47.0
10/29/2015 4:30:00 AM	3.7	45.7
10/29/2015 4:31:00 AM	4.8	43.5
10/29/2015 4:32:00 AM	4.2	41.1
10/29/2015 4:33:00 AM	5.0	41.0
10/29/2015 4:37:00 AM	3.5	41.9
10/29/2015 4:38:00 AM	4.2	42.5
10/29/2015 4:39:00 AM	3.5	43.1
10/29/2015 4:40:00 AM	3.8	42.5
10/29/2015 4:43:00 AM	3.9	46.5
10/29/2015 4:45:00 AM	5.5	52.2
10/29/2015 4:46:00 AM	6.2	49.0
10/29/2015 4:48:00 AM	6.0	42.5
10/29/2015 4:51:00 AM	7.4	43.4
10/29/2015 4:52:00 AM	6.2	43.9
10/29/2015 4:53:00 AM	5.9	48.7
10/29/2015 4:55:00 AM	5.3	51.1
10/29/2015 4:56:00 AM	6.7	41.2
10/29/2015 4:57:00 AM	5.7	41.2
10/29/2015 4:58:00 AM	6.3	41.3
10/29/2015 4:59:00 AM	6.6	41.0
11/01/2015 1:54:00 AM	6.6	56.2
11/01/2015 3:46:00 AM	4.5	51.5
11/01/2015 3:47:00 AM	4.0	51.5
11/01/2015 3:59:00 AM	5.0	52.4
11/01/2015 4:20:00 AM	5.2	52.3

11/01/2015 4:23:00 AM	4.4	51.8
11/01/2015 4:32:00 AM	5.2	52.3
11/01/2015 4:56:00 AM	4.3	49.5
11/01/2015 4:58:00 AM	4.9	48.2
11/01/2015 4:59:00 AM	5.6	49.2
11/05/2015 11:42:00 PM	3.7	52.5
11/06/2015 4:45:00 AM	4.7	44.1
11/06/2015 4:46:00 AM	6.4	48.3
11/06/2015 4:48:00 AM	5.3	45.1
11/06/2015 4:49:00 AM	5.7	45.9
11/06/2015 4:50:00 AM	5.9	46.2
11/06/2015 4:51:00 AM	6.0	45.7
11/06/2015 4:52:00 AM	5.2	45.0
11/06/2015 4:53:00 AM	5.9	45.4
11/06/2015 4:54:00 AM	4.5	43.3
11/06/2015 4:55:00 AM	5.3	45.2
11/06/2015 4:56:00 AM	5.5	47.1
11/06/2015 4:58:00 AM	5.6	45.6
11/06/2015 4:59:00 AM	5.4	44.3
11/06/2015 10:00:00 PM	6.3	49.7
11/06/2015 10:01:00 PM	6.2	50.2
11/06/2015 10:03:00 PM	7.1	52.0
11/06/2015 10:04:00 PM	6.4	51.3
11/06/2015 10:05:00 PM	7.0	51.9
11/06/2015 10:06:00 PM	5.9	50.0
11/06/2015 10:08:00 PM	6.6	50.7
11/06/2015 10:09:00 PM	5.3	44.6
11/06/2015 10:10:00 PM	5.6	47.1
11/06/2015 10:11:00 PM	6.6	51.7
11/07/2015 12:25:00 AM	7.0	50.3
11/07/2015 12:26:00 AM	6.3	50.2
11/07/2015 12:27:00 AM	6.2	49.4
11/07/2015 12:28:00 AM	7.0	51.8
11/07/2015 12:29:00 AM	5.8	47.4
11/07/2015 12:30:00 AM	5.1	44.8
11/07/2015 12:31:00 AM	5.4	46.6
11/07/2015 12:32:00 AM	5.9	48.2
11/07/2015 12:33:00 AM	5.2	44.7
11/07/2015 12:34:00 AM	5.7	45.3
11/07/2015 12:35:00 AM	5.4	45.6
11/07/2015 12:36:00 AM	6.1	48.6
11/07/2015 12:37:00 AM	5.6	45.5
11/07/2015 12:38:00 AM	5.1	43.9
11/07/2015 12:39:00 AM	4.8	43.1
11/07/2015 12:40:00 AM	5.2	43.3
11/07/2015 12:41:00 AM	6.0	47.5
11/07/2015 12:42:00 AM	6.2	49.3
11/07/2015 12:45:00 AM	6.6	51.5
11/07/2015 12:46:00 AM	5.6	47.8
11/07/2015 12:47:00 AM	5.9	47.2
11/07/2015 12:48:00 AM	4.7	43.3
11/07/2015 12:49:00 AM	6.0	48.9
11/07/2015 12:50:00 AM	6.1	49.3
11/07/2015 12:51:00 AM	5.0	45.0
11/07/2015 12:53:00 AM	5.6	47.2

11/07/2015 12:54:00 AM	5.7	49.3
11/07/2015 12:55:00 AM	6.5	50.6
11/07/2015 12:56:00 AM	6.9	50.0
11/07/2015 12:57:00 AM	5.0	44.1
11/07/2015 12:58:00 AM	5.1	43.7
11/07/2015 12:59:00 AM	5.9	46.4
11/07/2015 1:00:00 AM	6.6	49.6
11/07/2015 1:01:00 AM	6.3	51.9
11/07/2015 1:02:00 AM	6.0	47.4
11/07/2015 1:03:00 AM	6.0	47.0
11/07/2015 1:04:00 AM	5.4	47.8
11/07/2015 1:05:00 AM	6.3	50.9
11/07/2015 1:06:00 AM	5.5	44.8
11/07/2015 1:07:00 AM	5.5	46.1
11/07/2015 1:09:00 AM	5.1	44.9
11/07/2015 1:10:00 AM	5.7	47.4
11/07/2015 1:11:00 AM	5.4	44.4
11/07/2015 1:12:00 AM	4.6	41.8
11/07/2015 1:13:00 AM	5.3	44.3
11/07/2015 1:14:00 AM	5.5	44.9
11/07/2015 1:15:00 AM	6.5	49.1
11/07/2015 1:16:00 AM	6.7	50.5
11/07/2015 1:17:00 AM	5.1	45.2
11/07/2015 1:18:00 AM	5.0	45.3
11/07/2015 1:19:00 AM	5.1	44.1
11/07/2015 1:20:00 AM	4.8	44.2
11/07/2015 1:21:00 AM	6.4	48.8
11/07/2015 1:22:00 AM	6.0	46.6
11/07/2015 1:23:00 AM	4.6	42.6
11/07/2015 1:24:00 AM	4.3	39.3
11/07/2015 1:25:00 AM	4.3	44.0
11/07/2015 1:26:00 AM	5.6	47.6
11/07/2015 1:27:00 AM	6.1	48.5
11/07/2015 1:28:00 AM	4.5	41.2
11/07/2015 1:29:00 AM	5.5	45.0
11/07/2015 1:30:00 AM	4.6	41.6
11/07/2015 1:31:00 AM	5.0	41.2
11/07/2015 1:32:00 AM	5.1	44.5
11/07/2015 1:33:00 AM	4.5	42.7
11/07/2015 1:34:00 AM	5.7	47.3
11/07/2015 1:35:00 AM	5.2	42.5
11/07/2015 1:36:00 AM	4.8	42.0
11/07/2015 1:37:00 AM	6.5	49.8
11/07/2015 1:38:00 AM	5.1	46.2
11/07/2015 1:39:00 AM	4.4	41.2
11/07/2015 1:40:00 AM	5.9	47.2
11/07/2015 1:41:00 AM	5.9	51.1
11/07/2015 1:42:00 AM	4.7	42.5
11/07/2015 1:43:00 AM	4.8	41.6
11/07/2015 1:44:00 AM	4.8	44.3
11/07/2015 1:45:00 AM	5.2	43.9
11/07/2015 1:46:00 AM	5.1	43.2
11/07/2015 1:47:00 AM	5.7	46.6
11/07/2015 1:48:00 AM	5.9	47.2
11/07/2015 1:49:00 AM	5.0	42.2

11/07/2015 1:50:00 AM	4.6	41.0
11/07/2015 1:51:00 AM	4.2	40.1
11/07/2015 1:52:00 AM	4.5	41.1
11/07/2015 1:54:00 AM	4.9	43.4
11/07/2015 1:55:00 AM	5.4	46.7
11/07/2015 1:56:00 AM	5.9	47.4
11/07/2015 1:57:00 AM	5.0	43.8
11/07/2015 1:58:00 AM	4.0	41.0
11/07/2015 1:59:00 AM	4.9	43.6
11/07/2015 2:00:00 AM	4.9	44.2
11/07/2015 2:01:00 AM	5.2	44.1
11/07/2015 2:02:00 AM	5.1	44.1
11/07/2015 2:03:00 AM	5.9	46.3
11/07/2015 2:04:00 AM	5.5	45.2
11/07/2015 2:05:00 AM	4.9	45.1
11/07/2015 2:06:00 AM	4.7	42.0
11/07/2015 2:07:00 AM	5.6	47.6
11/07/2015 2:08:00 AM	4.6	43.9
11/07/2015 2:09:00 AM	3.9	38.6
11/07/2015 2:10:00 AM	4.7	40.3
11/07/2015 2:11:00 AM	5.1	44.0
11/07/2015 2:12:00 AM	5.3	43.8
11/07/2015 2:13:00 AM	4.5	41.5
11/07/2015 2:14:00 AM	4.9	43.8
11/07/2015 2:15:00 AM	5.2	43.6
11/07/2015 2:16:00 AM	5.5	45.0
11/07/2015 2:17:00 AM	5.3	45.5
11/07/2015 2:18:00 AM	6.0	47.1
11/07/2015 2:19:00 AM	5.6	47.1
11/07/2015 2:20:00 AM	5.5	46.0
11/07/2015 2:21:00 AM	5.0	42.6
11/07/2015 2:22:00 AM	4.2	40.5
11/07/2015 2:23:00 AM	4.6	42.3
11/07/2015 2:24:00 AM	5.1	43.6
11/07/2015 2:25:00 AM	5.3	42.9
11/07/2015 2:26:00 AM	4.7	43.4
11/07/2015 2:27:00 AM	4.6	42.5
11/07/2015 2:28:00 AM	5.6	47.4
11/07/2015 2:29:00 AM	6.2	49.8
11/07/2015 2:30:00 AM	5.7	44.7
11/07/2015 2:31:00 AM	6.0	47.1
11/07/2015 2:32:00 AM	5.5	45.7
11/07/2015 2:33:00 AM	3.9	38.4
11/07/2015 2:34:00 AM	3.9	39.2
11/07/2015 2:35:00 AM	3.5	38.8
11/07/2015 2:36:00 AM	3.6	38.4
11/07/2015 2:37:00 AM	4.4	41.7
11/07/2015 2:38:00 AM	4.8	43.6
11/07/2015 2:40:00 AM	5.1	44.0
11/07/2015 2:41:00 AM	5.0	40.2
11/07/2015 2:42:00 AM	5.0	42.7
11/07/2015 2:44:00 AM	4.5	44.0
11/07/2015 2:45:00 AM	5.1	45.5
11/07/2015 2:46:00 AM	5.4	47.3
11/07/2015 2:47:00 AM	5.0	45.8

11/07/2015 2:48:00 AM	5.6	48.9
11/07/2015 2:49:00 AM	4.9	43.8
11/07/2015 2:51:00 AM	6.1	49.8
11/07/2015 2:52:00 AM	6.3	47.7
11/07/2015 2:53:00 AM	6.1	47.7
11/07/2015 2:54:00 AM	5.8	47.8
11/07/2015 2:55:00 AM	5.4	43.5
11/07/2015 2:56:00 AM	4.6	42.4
11/07/2015 2:57:00 AM	4.4	42.2
11/07/2015 2:59:00 AM	5.8	49.2
11/07/2015 3:00:00 AM	4.8	44.4
11/07/2015 3:01:00 AM	4.6	43.5
11/07/2015 3:02:00 AM	5.5	46.7
11/07/2015 3:03:00 AM	5.8	46.7
11/07/2015 3:04:00 AM	6.2	48.4
11/07/2015 3:05:00 AM	5.7	47.5
11/07/2015 3:06:00 AM	6.6	51.2
11/07/2015 3:07:00 AM	5.5	45.3
11/07/2015 3:08:00 AM	4.2	42.6
11/07/2015 3:09:00 AM	5.1	41.7
11/07/2015 3:10:00 AM	4.7	43.6
11/07/2015 3:11:00 AM	5.0	43.6
11/07/2015 3:12:00 AM	5.1	44.3
11/07/2015 3:14:00 AM	5.8	46.3
11/07/2015 3:15:00 AM	3.8	39.8
11/07/2015 3:16:00 AM	3.9	39.2
11/07/2015 3:17:00 AM	4.4	40.7
11/07/2015 3:18:00 AM	4.1	42.5
11/07/2015 3:19:00 AM	5.7	45.9
11/07/2015 3:21:00 AM	6.1	49.2
11/07/2015 3:23:00 AM	6.2	51.4
11/07/2015 3:24:00 AM	5.9	46.9
11/07/2015 3:25:00 AM	5.6	49.3
11/07/2015 3:26:00 AM	4.8	42.1
11/07/2015 3:27:00 AM	5.0	42.3
11/07/2015 3:28:00 AM	5.1	44.3
11/07/2015 3:29:00 AM	5.4	43.4
11/07/2015 3:30:00 AM	4.6	42.6
11/07/2015 3:31:00 AM	6.8	50.9
11/07/2015 3:32:00 AM	5.8	47.0
11/07/2015 3:33:00 AM	5.9	47.4
11/07/2015 3:34:00 AM	5.3	44.6
11/07/2015 3:35:00 AM	5.2	44.7
11/07/2015 3:38:00 AM	6.4	50.0
11/07/2015 3:39:00 AM	6.2	48.8
11/07/2015 3:40:00 AM	5.2	44.0
11/07/2015 3:41:00 AM	6.5	49.2
11/07/2015 3:42:00 AM	4.7	43.5
11/07/2015 3:43:00 AM	6.1	49.1
11/07/2015 3:44:00 AM	4.6	42.5
11/07/2015 3:45:00 AM	5.6	45.9
11/07/2015 3:46:00 AM	5.2	45.5
11/07/2015 3:47:00 AM	4.1	40.2
11/07/2015 3:48:00 AM	5.2	44.0
11/07/2015 3:49:00 AM	5.5	45.3



11/07/2015 3:50:00 AM	4.9	44.2
11/07/2015 3:51:00 AM	4.5	42.9
11/07/2015 3:52:00 AM	5.3	44.0
11/07/2015 3:53:00 AM	5.1	43.8
11/07/2015 3:55:00 AM	6.1	48.5
11/07/2015 3:56:00 AM	5.3	44.9
11/07/2015 3:57:00 AM	4.6	42.3
11/07/2015 3:59:00 AM	5.4	45.6
11/07/2015 4:00:00 AM	6.1	46.9
11/07/2015 4:01:00 AM	5.0	43.6
11/07/2015 4:02:00 AM	5.0	43.8
11/07/2015 4:03:00 AM	5.3	43.7
11/07/2015 4:04:00 AM	5.8	46.5
11/07/2015 4:05:00 AM	4.3	40.4
11/07/2015 4:06:00 AM	4.7	42.4
11/07/2015 4:07:00 AM	3.6	39.4
11/07/2015 4:09:00 AM	4.4	44.0
11/07/2015 4:10:00 AM	5.2	43.1
11/07/2015 4:11:00 AM	5.0	43.3
11/07/2015 4:12:00 AM	3.9	39.4
11/07/2015 4:13:00 AM	4.7	43.2
11/07/2015 4:14:00 AM	4.4	42.6
11/07/2015 4:15:00 AM	4.7	41.3
11/07/2015 4:16:00 AM	5.2	42.9
11/07/2015 4:17:00 AM	4.8	41.8
11/07/2015 4:18:00 AM	4.9	42.4
11/07/2015 4:19:00 AM	5.7	46.0
11/07/2015 4:20:00 AM	5.5	44.8
11/07/2015 4:21:00 AM	4.2	40.7
11/07/2015 4:22:00 AM	4.0	37.7
11/07/2015 4:25:00 AM	3.6	37.5
11/07/2015 4:26:00 AM	4.2	41.0
11/07/2015 4:27:00 AM	4.8	43.1
11/07/2015 4:28:00 AM	4.9	43.1
11/07/2015 4:29:00 AM	4.1	39.2
11/07/2015 4:31:00 AM	3.5	38.7
11/07/2015 4:32:00 AM	4.4	41.1
11/07/2015 4:33:00 AM	5.3	44.7
11/07/2015 4:34:00 AM	4.4	42.3
11/07/2015 4:35:00 AM	5.5	44.6
11/07/2015 4:36:00 AM	4.2	40.4
11/07/2015 4:37:00 AM	4.4	42.6
11/07/2015 4:38:00 AM	4.6	42.9
11/07/2015 4:39:00 AM	5.6	44.8
11/07/2015 4:40:00 AM	4.6	41.1
11/07/2015 4:41:00 AM	4.3	40.1
11/07/2015 4:42:00 AM	5.7	45.7
11/07/2015 4:43:00 AM	6.0	45.7
11/07/2015 4:44:00 AM	4.3	40.2
11/07/2015 4:45:00 AM	4.4	41.5
11/07/2015 4:46:00 AM	4.4	40.1
11/07/2015 4:47:00 AM	4.2	41.5
11/07/2015 4:48:00 AM	5.8	47.5
11/07/2015 4:49:00 AM	6.4	49.7
11/07/2015 4:50:00 AM	6.0	48.4

11/07/2015 4:51:00 AM	5.0	45.6
11/07/2015 4:52:00 AM	5.3	46.8
11/07/2015 4:53:00 AM	6.6	50.9
11/07/2015 4:54:00 AM	4.4	43.0
11/07/2015 4:55:00 AM	5.5	44.4
11/07/2015 4:56:00 AM	5.3	44.9
11/07/2015 4:57:00 AM	4.8	43.9
11/07/2015 4:59:00 AM	4.9	44.3
11/07/2015 10:01:00 PM	4.9	45.5
11/07/2015 10:02:00 PM	5.4	45.5
11/07/2015 10:05:00 PM	5.2	45.1
11/07/2015 10:06:00 PM	5.9	48.2
11/07/2015 10:07:00 PM	6.9	52.1
11/07/2015 10:08:00 PM	6.9	50.9
11/07/2015 10:12:00 PM	5.4	46.1
11/07/2015 10:13:00 PM	4.8	44.2
11/07/2015 10:14:00 PM	3.8	41.2
11/07/2015 10:16:00 PM	6.0	48.7
11/07/2015 10:19:00 PM	6.4	48.7
11/07/2015 10:21:00 PM	6.6	51.6
11/07/2015 10:27:00 PM	6.7	50.7
11/07/2015 10:30:00 PM	6.1	49.1
11/07/2015 10:32:00 PM	5.8	48.1
11/07/2015 10:33:00 PM	5.6	47.9
11/07/2015 10:36:00 PM	5.8	47.5
11/07/2015 10:38:00 PM	6.5	48.0
11/07/2015 10:39:00 PM	6.2	49.8
11/07/2015 10:41:00 PM	7.2	50.4
11/07/2015 10:42:00 PM	6.3	49.7
11/07/2015 10:43:00 PM	6.6	51.6
11/07/2015 10:44:00 PM	6.1	49.6
11/07/2015 10:45:00 PM	5.5	46.3
11/07/2015 10:46:00 PM	4.9	46.1
11/07/2015 10:47:00 PM	6.3	52.5
11/07/2015 10:48:00 PM	7.1	52.5
11/07/2015 10:49:00 PM	6.3	47.0
11/07/2015 10:50:00 PM	6.9	52.4
11/07/2015 10:51:00 PM	5.4	46.8
11/07/2015 10:52:00 PM	6.3	51.3
11/07/2015 10:56:00 PM	6.8	53.0
11/07/2015 10:58:00 PM	7.0	51.1
11/07/2015 11:01:00 PM	6.8	52.7
11/07/2015 11:03:00 PM	5.2	47.3
11/07/2015 11:04:00 PM	7.2	53.9
11/07/2015 11:07:00 PM	7.3	52.5
11/07/2015 11:08:00 PM	6.7	51.7
11/07/2015 11:09:00 PM	5.7	48.6
11/07/2015 11:10:00 PM	5.7	49.1
11/07/2015 11:11:00 PM	5.0	47.3
11/07/2015 11:12:00 PM	5.1	45.5
11/07/2015 11:14:00 PM	6.5	50.1
11/07/2015 11:16:00 PM	5.6	47.8
11/07/2015 11:19:00 PM	7.2	52.3
11/07/2015 11:22:00 PM	7.1	52.6
11/07/2015 11:23:00 PM	7.4	53.8

11/07/2015 11:24:00 PM	7.2	52.3
11/07/2015 11:25:00 PM	6.0	45.9
11/07/2015 11:27:00 PM	6.0	47.6
11/07/2015 11:28:00 PM	7.2	52.7
11/07/2015 11:31:00 PM	7.4	53.6
11/07/2015 11:32:00 PM	6.7	51.9
11/07/2015 11:34:00 PM	7.1	52.6
11/07/2015 11:35:00 PM	6.4	48.8
11/07/2015 11:36:00 PM	5.4	45.2
11/07/2015 11:37:00 PM	5.4	44.5
11/07/2015 11:38:00 PM	5.0	43.6
11/07/2015 11:39:00 PM	6.2	49.4
11/07/2015 11:40:00 PM	6.6	52.6
11/07/2015 11:41:00 PM	5.3	46.2
11/07/2015 11:42:00 PM	5.9	50.1
11/07/2015 11:44:00 PM	5.5	48.0
11/07/2015 11:45:00 PM	7.0	50.2
11/07/2015 11:46:00 PM	5.8	47.6
11/07/2015 11:48:00 PM	5.1	43.3
11/07/2015 11:49:00 PM	5.1	43.3
11/07/2015 11:50:00 PM	4.4	42.2
11/07/2015 11:52:00 PM	4.9	50.9
11/07/2015 11:54:00 PM	5.4	46.0
11/07/2015 11:56:00 PM	5.9	47.6
11/07/2015 11:57:00 PM	5.8	45.8
11/07/2015 11:58:00 PM	5.2	45.7
11/08/2015 12:00:00 AM	6.3	50.1
11/08/2015 12:01:00 AM	5.5	46.6
11/08/2015 12:02:00 AM	6.0	47.6
11/08/2015 12:03:00 AM	5.6	48.7
11/08/2015 12:04:00 AM	5.6	48.1
11/08/2015 12:05:00 AM	4.7	43.2
11/08/2015 12:06:00 AM	4.6	43.7
11/08/2015 12:07:00 AM	4.8	43.6
11/08/2015 12:08:00 AM	6.0	48.3
11/08/2015 12:09:00 AM	5.4	46.6
11/08/2015 12:10:00 AM	4.0	41.5
11/08/2015 12:12:00 AM	4.7	43.0
11/08/2015 12:14:00 AM	5.4	46.0
11/08/2015 12:15:00 AM	5.2	44.6
11/08/2015 12:16:00 AM	5.5	45.4
11/08/2015 12:18:00 AM	5.9	48.2
11/08/2015 12:19:00 AM	5.6	46.8
11/08/2015 12:20:00 AM	5.4	46.7
11/08/2015 12:22:00 AM	6.4	47.9
11/08/2015 12:24:00 AM	5.9	46.8
11/08/2015 12:25:00 AM	4.5	43.9
11/08/2015 12:26:00 AM	5.3	45.0
11/08/2015 12:27:00 AM	5.6	45.1
11/08/2015 12:28:00 AM	5.0	45.5
11/08/2015 12:29:00 AM	6.5	51.0
11/08/2015 12:30:00 AM	6.1	48.6
11/08/2015 12:33:00 AM	6.2	48.4
11/08/2015 12:34:00 AM	6.6	50.1
11/08/2015 12:35:00 AM	6.0	47.8

11/08/2015 12:36:00 AM	5.3	46.6
11/08/2015 12:37:00 AM	5.0	46.8
11/08/2015 12:38:00 AM	6.2	49.7
11/08/2015 12:40:00 AM	6.0	47.6
11/08/2015 12:41:00 AM	5.6	45.7
11/08/2015 12:42:00 AM	5.3	45.2
11/08/2015 12:44:00 AM	6.2	49.2
11/08/2015 12:45:00 AM	6.0	49.4
11/08/2015 12:46:00 AM	4.4	42.4
11/08/2015 12:49:00 AM	6.3	49.7
11/08/2015 12:51:00 AM	5.5	45.8
11/08/2015 12:52:00 AM	6.4	48.6
11/08/2015 12:53:00 AM	4.4	42.8
11/08/2015 12:57:00 AM	6.4	50.1
11/08/2015 12:58:00 AM	6.7	49.8
11/08/2015 12:59:00 AM	5.7	46.1
11/08/2015 1:02:00 AM	5.6	46.2
11/08/2015 1:03:00 AM	6.9	51.4
11/08/2015 1:04:00 AM	6.9	51.5
11/08/2015 1:05:00 AM	5.1	44.4
11/08/2015 1:06:00 AM	5.2	47.7
11/08/2015 1:07:00 AM	4.5	43.6
11/08/2015 1:08:00 AM	3.7	41.1
11/08/2015 1:09:00 AM	4.6	41.6
11/08/2015 1:10:00 AM	3.9	41.1
11/08/2015 1:11:00 AM	4.2	44.2
11/08/2015 1:12:00 AM	6.5	49.7
11/08/2015 1:13:00 AM	5.2	44.2
11/08/2015 1:14:00 AM	5.4	44.6
11/08/2015 1:15:00 AM	6.1	48.9
11/08/2015 1:16:00 AM	5.9	48.6
11/08/2015 1:17:00 AM	7.0	49.8
11/08/2015 1:18:00 AM	6.0	47.0
11/08/2015 1:19:00 AM	4.9	42.8
11/08/2015 1:20:00 AM	4.3	43.1
11/08/2015 1:21:00 AM	6.0	48.2
11/08/2015 1:22:00 AM	5.9	47.2
11/08/2015 1:23:00 AM	4.7	42.5
11/08/2015 1:24:00 AM	5.2	43.7
11/08/2015 1:25:00 AM	6.4	47.4
11/08/2015 1:26:00 AM	5.0	45.0
11/08/2015 1:27:00 AM	5.2	46.1
11/08/2015 1:28:00 AM	4.7	43.9
11/08/2015 1:29:00 AM	4.8	45.7
11/08/2015 1:30:00 AM	4.9	44.6
11/08/2015 1:34:00 AM	4.2	42.5
11/08/2015 1:36:00 AM	4.7	42.0
11/08/2015 1:37:00 AM	5.6	45.5
11/08/2015 1:38:00 AM	5.1	43.4
11/08/2015 1:39:00 AM	5.7	45.7
11/08/2015 1:41:00 AM	4.7	44.0
11/08/2015 1:43:00 AM	5.7	48.8
11/08/2015 1:44:00 AM	4.8	42.5
11/08/2015 1:45:00 AM	3.8	39.7
11/08/2015 1:46:00 AM	4.0	40.3

11/08/2015 1:47:00 AM	4.4	41.8
11/08/2015 1:49:00 AM	6.0	47.9
11/08/2015 1:50:00 AM	5.6	45.4
11/08/2015 1:53:00 AM	5.2	45.2
11/08/2015 1:55:00 AM	4.1	40.0
11/08/2015 1:56:00 AM	4.1	40.0
11/08/2015 1:57:00 AM	4.9	42.9
11/08/2015 1:59:00 AM	5.7	47.6
11/08/2015 2:00:00 AM	6.4	50.1
11/08/2015 2:02:00 AM	5.4	45.4
11/08/2015 2:06:00 AM	4.9	42.3
11/08/2015 2:07:00 AM	5.4	45.7
11/08/2015 2:08:00 AM	5.0	43.9
11/08/2015 2:09:00 AM	5.6	47.8
11/08/2015 2:10:00 AM	5.9	45.9
11/08/2015 2:11:00 AM	5.5	44.3
11/08/2015 2:12:00 AM	4.6	40.8
11/08/2015 2:14:00 AM	6.5	49.3
11/08/2015 2:15:00 AM	6.3	48.6
11/08/2015 2:16:00 AM	5.8	48.4
11/08/2015 2:21:00 AM	5.6	43.5
11/08/2015 2:22:00 AM	5.6	44.1
11/08/2015 2:23:00 AM	5.2	43.8
11/08/2015 2:24:00 AM	4.5	40.6
11/08/2015 2:25:00 AM	4.5	40.8
11/08/2015 2:26:00 AM	4.4	41.6
11/08/2015 2:30:00 AM	4.8	41.1
11/08/2015 2:31:00 AM	4.1	41.2
11/08/2015 2:32:00 AM	5.0	43.2
11/08/2015 2:33:00 AM	3.9	39.8
11/08/2015 2:34:00 AM	4.3	40.8
11/08/2015 2:35:00 AM	5.4	45.7
11/08/2015 2:38:00 AM	4.3	41.4
11/08/2015 2:41:00 AM	4.4	42.9
11/08/2015 2:42:00 AM	4.8	40.7
11/08/2015 2:43:00 AM	5.1	43.8
11/08/2015 2:44:00 AM	5.7	46.2
11/08/2015 2:45:00 AM	4.3	42.4
11/08/2015 2:46:00 AM	3.6	40.7
11/08/2015 2:48:00 AM	4.4	40.3
11/08/2015 2:49:00 AM	4.8	43.5
11/08/2015 2:50:00 AM	4.0	40.3
11/08/2015 2:51:00 AM	3.9	40.5
11/08/2015 2:52:00 AM	4.4	45.3
11/08/2015 2:53:00 AM	5.8	45.7
11/08/2015 2:57:00 AM	4.1	39.9
11/08/2015 2:59:00 AM	3.6	39.8
11/08/2015 3:01:00 AM	4.6	42.0
11/08/2015 3:02:00 AM	3.9	39.4
11/08/2015 3:03:00 AM	5.0	42.3
11/08/2015 3:04:00 AM	4.9	43.8
11/08/2015 3:06:00 AM	4.9	43.6
11/08/2015 3:07:00 AM	4.6	41.6
11/08/2015 3:08:00 AM	5.2	43.6
11/08/2015 3:10:00 AM	5.0	43.5

11/08/2015 3:11:00 AM	5.7	46.1
11/08/2015 3:14:00 AM	4.2	39.9
11/08/2015 3:15:00 AM	3.7	39.0
11/08/2015 3:16:00 AM	4.6	41.8
11/08/2015 3:22:00 AM	4.2	39.6
11/08/2015 3:23:00 AM	4.3	39.4
11/08/2015 3:24:00 AM	4.2	40.1
11/08/2015 3:25:00 AM	4.1	39.7
11/08/2015 3:26:00 AM	4.0	38.7
11/08/2015 3:27:00 AM	4.5	40.4
11/08/2015 3:33:00 AM	4.0	41.1
11/08/2015 3:34:00 AM	4.0	39.5
11/08/2015 3:35:00 AM	3.8	38.6
11/08/2015 3:36:00 AM	4.9	47.0
11/08/2015 3:37:00 AM	6.2	47.9
11/08/2015 3:38:00 AM	5.1	43.6
11/08/2015 3:39:00 AM	5.5	48.2
11/08/2015 3:41:00 AM	4.5	41.0
11/08/2015 3:42:00 AM	5.4	44.3
11/08/2015 3:43:00 AM	4.7	41.7
11/08/2015 3:44:00 AM	4.5	40.5
11/08/2015 3:45:00 AM	5.3	44.2
11/08/2015 3:46:00 AM	4.3	40.9
11/08/2015 3:47:00 AM	3.5	39.7
11/08/2015 3:51:00 AM	5.3	43.1
11/08/2015 3:52:00 AM	4.5	42.6
11/08/2015 3:53:00 AM	4.9	42.8
11/08/2015 3:57:00 AM	6.0	44.7
11/08/2015 3:58:00 AM	4.7	44.5
11/08/2015 4:00:00 AM	5.0	42.3
11/08/2015 4:01:00 AM	5.3	42.9
11/08/2015 4:02:00 AM	3.9	39.0
11/08/2015 4:07:00 AM	4.2	38.5
11/08/2015 4:09:00 AM	3.9	40.3
11/08/2015 4:10:00 AM	5.1	41.9
11/08/2015 4:11:00 AM	4.4	41.4
11/08/2015 4:15:00 AM	4.8	39.7
11/08/2015 4:22:00 AM	6.2	46.3
11/08/2015 4:25:00 AM	6.2	45.7
11/08/2015 4:29:00 AM	4.7	42.7
11/08/2015 4:31:00 AM	5.7	43.6
11/08/2015 4:37:00 AM	3.8	38.7
11/08/2015 4:39:00 AM	5.5	43.9
11/08/2015 4:42:00 AM	3.8	38.3
11/08/2015 4:49:00 AM	4.5	40.5
11/08/2015 4:51:00 AM	4.1	39.2
11/08/2015 4:53:00 AM	4.1	39.9
11/08/2015 4:56:00 AM	4.1	36.8
11/10/2015 2:04:00 AM	3.5	37.3
11/10/2015 2:06:00 AM	3.5	36.8
11/10/2015 2:14:00 AM	4.3	38.6
11/10/2015 2:15:00 AM	3.6	37.6
11/10/2015 2:16:00 AM	4.2	40.1
11/10/2015 2:17:00 AM	4.1	40.2
11/10/2015 2:18:00 AM	4.0	39.1

11/10/2015 2:19:00 AM	4.2	40.1
11/10/2015 2:20:00 AM	4.2	40.7
11/10/2015 2:21:00 AM	4.1	40.5
11/10/2015 2:22:00 AM	4.1	40.9
11/10/2015 2:23:00 AM	4.6	41.4
11/10/2015 2:24:00 AM	4.2	40.2
11/10/2015 2:26:00 AM	3.9	38.3
11/10/2015 2:29:00 AM	4.0	38.5
11/10/2015 2:30:00 AM	4.1	40.2
11/10/2015 2:31:00 AM	4.5	39.9
11/10/2015 2:32:00 AM	4.4	41.0
11/10/2015 2:33:00 AM	4.4	41.1
11/10/2015 2:34:00 AM	4.4	38.8
11/10/2015 2:35:00 AM	3.7	37.3
11/10/2015 2:36:00 AM	3.6	37.5
11/10/2015 2:37:00 AM	3.5	37.1
11/10/2015 2:39:00 AM	3.6	36.7
11/10/2015 2:40:00 AM	3.7	37.7
11/10/2015 2:41:00 AM	3.7	36.7
11/10/2015 2:42:00 AM	3.7	35.7
11/10/2015 2:44:00 AM	3.6	38.3
11/10/2015 3:16:00 AM	3.9	37.9
11/10/2015 3:17:00 AM	4.2	40.4
11/10/2015 3:18:00 AM	4.5	41.0
11/10/2015 3:19:00 AM	4.8	42.8
11/10/2015 3:20:00 AM	4.0	39.3
11/10/2015 3:21:00 AM	4.9	42.8
11/10/2015 3:22:00 AM	4.9	41.5
11/10/2015 3:23:00 AM	5.0	41.4
11/10/2015 3:24:00 AM	4.4	41.5
11/10/2015 3:25:00 AM	4.8	41.3
11/10/2015 3:26:00 AM	4.3	39.1
11/10/2015 3:27:00 AM	3.9	36.6
11/10/2015 3:28:00 AM	3.8	36.3
11/10/2015 3:29:00 AM	3.8	37.3
11/11/2015 2:51:00 AM	3.6	34.3
11/11/2015 2:53:00 AM	3.9	33.9
11/11/2015 2:54:00 AM	4.2	36.2
11/11/2015 2:55:00 AM	4.0	34.7
11/11/2015 3:00:00 AM	3.8	37.5
11/11/2015 3:01:00 AM	4.4	34.6
11/11/2015 4:12:00 AM	3.8	34.3
11/11/2015 4:13:00 AM	3.6	33.8
11/11/2015 4:14:00 AM	4.0	34.1
11/11/2015 4:18:00 AM	3.6	34.2
11/11/2015 4:19:00 AM	3.7	33.9
11/11/2015 4:20:00 AM	3.7	33.9
11/11/2015 4:22:00 AM	3.6	33.9
11/11/2015 10:07:00 PM	4.0	40.1
11/11/2015 10:08:00 PM	3.7	39.9
11/11/2015 10:09:00 PM	3.8	40.3
11/11/2015 10:10:00 PM	4.3	40.2
11/11/2015 10:11:00 PM	4.0	40.6
11/11/2015 10:12:00 PM	3.9	40.4
11/11/2015 10:14:00 PM	3.8	38.7

11/11/2015 10:15:00 PM	3.7	39.4
11/11/2015 10:23:00 PM	3.6	38.8
11/11/2015 10:25:00 PM	3.7	39.9
11/11/2015 10:26:00 PM	3.6	38.9
11/11/2015 10:27:00 PM	3.8	38.5
11/11/2015 10:29:00 PM	3.6	38.2
11/11/2015 10:30:00 PM	3.6	38.5
11/11/2015 10:35:00 PM	3.7	39.7
11/11/2015 10:37:00 PM	4.1	41.2
11/11/2015 10:38:00 PM	4.1	42.0
11/11/2015 10:40:00 PM	4.3	42.2
11/11/2015 10:41:00 PM	4.5	41.8
11/11/2015 10:42:00 PM	3.8	43.8
11/11/2015 10:44:00 PM	4.1	42.4
11/11/2015 10:45:00 PM	4.2	40.7
11/11/2015 10:46:00 PM	4.1	41.1
11/11/2015 10:47:00 PM	4.2	40.8
11/11/2015 10:48:00 PM	4.0	39.9
11/11/2015 10:49:00 PM	3.5	40.6
11/11/2015 10:50:00 PM	3.8	40.8
11/11/2015 10:51:00 PM	4.4	41.7
11/11/2015 10:52:00 PM	4.2	41.8
11/11/2015 10:53:00 PM	3.8	40.9
11/11/2015 10:54:00 PM	3.8	40.4
11/11/2015 10:55:00 PM	4.5	41.7
11/11/2015 10:56:00 PM	4.1	41.8
11/11/2015 10:57:00 PM	4.0	40.6
11/11/2015 10:58:00 PM	3.7	40.7
11/11/2015 11:00:00 PM	3.6	39.7
11/11/2015 11:01:00 PM	3.7	40.1
11/11/2015 11:02:00 PM	3.9	40.9
11/11/2015 11:03:00 PM	3.9	40.4
11/11/2015 11:06:00 PM	4.3	40.6
11/11/2015 11:07:00 PM	4.7	41.5
11/11/2015 11:08:00 PM	4.6	41.1
11/12/2015 12:16:00 AM	4.2	37.5
11/12/2015 12:17:00 AM	4.4	40.6
11/12/2015 12:18:00 AM	4.1	40.4
11/12/2015 12:19:00 AM	4.0	39.7
11/12/2015 12:21:00 AM	4.4	42.1
11/12/2015 12:22:00 AM	3.8	41.9
11/12/2015 12:23:00 AM	4.3	43.0
11/12/2015 12:24:00 AM	4.0	41.9
11/12/2015 12:25:00 AM	4.5	43.2
11/12/2015 12:26:00 AM	4.5	44.1
11/12/2015 12:27:00 AM	4.3	41.9
11/12/2015 12:28:00 AM	3.5	42.4
11/12/2015 12:29:00 AM	5.4	45.6
11/12/2015 12:30:00 AM	4.9	44.4
11/12/2015 12:31:00 AM	5.0	45.4
11/12/2015 12:32:00 AM	5.4	46.3
11/12/2015 12:33:00 AM	5.0	43.5
11/12/2015 12:35:00 AM	4.8	44.5
11/12/2015 12:36:00 AM	4.9	46.3
11/12/2015 12:37:00 AM	4.9	45.9



11/12/2015 12:38:00 AM	5.4	46.0
11/12/2015 12:39:00 AM	5.5	46.5
11/12/2015 12:40:00 AM	4.4	43.7
11/12/2015 12:41:00 AM	4.3	44.0
11/12/2015 12:42:00 AM	4.5	44.0
11/12/2015 12:44:00 AM	5.1	45.6
11/12/2015 12:45:00 AM	4.6	44.2
11/12/2015 12:47:00 AM	5.8	46.3
11/12/2015 12:48:00 AM	5.3	45.5
11/12/2015 12:49:00 AM	5.4	45.1
11/12/2015 12:50:00 AM	5.5	46.7
11/12/2015 12:51:00 AM	5.9	47.7
11/12/2015 12:52:00 AM	5.0	43.8
11/12/2015 12:53:00 AM	5.2	45.2
11/12/2015 12:54:00 AM	5.2	44.8
11/12/2015 12:55:00 AM	5.6	49.2
11/12/2015 12:56:00 AM	5.2	44.6
11/12/2015 12:57:00 AM	4.5	44.0
11/12/2015 12:58:00 AM	4.7	42.8
11/12/2015 12:59:00 AM	4.8	43.5
11/12/2015 1:00:00 AM	5.2	47.0
11/12/2015 1:01:00 AM	4.7	43.7
11/12/2015 1:02:00 AM	4.4	42.9
11/12/2015 1:03:00 AM	4.5	41.1
11/12/2015 1:04:00 AM	3.8	40.9
11/12/2015 1:05:00 AM	3.7	40.2
11/12/2015 1:06:00 AM	4.0	41.1
11/12/2015 1:07:00 AM	5.0	41.3
11/12/2015 1:08:00 AM	4.8	44.2
11/12/2015 1:09:00 AM	3.7	39.1
11/12/2015 1:10:00 AM	3.8	38.7
11/12/2015 1:12:00 AM	4.3	41.4
11/12/2015 1:14:00 AM	3.7	38.5
11/12/2015 1:15:00 AM	3.7	39.3
11/12/2015 1:19:00 AM	4.8	43.3
11/12/2015 1:20:00 AM	3.9	44.5
11/12/2015 1:21:00 AM	5.9	47.1
11/12/2015 1:22:00 AM	5.5	47.7
11/12/2015 1:23:00 AM	6.0	47.7
11/12/2015 1:24:00 AM	5.5	46.2
11/12/2015 1:25:00 AM	5.1	45.6
11/12/2015 1:27:00 AM	4.9	43.2
11/12/2015 1:28:00 AM	4.5	43.0
11/12/2015 1:29:00 AM	4.7	44.0
11/12/2015 1:30:00 AM	4.3	43.7
11/12/2015 1:31:00 AM	4.2	42.2
11/12/2015 1:34:00 AM	3.8	42.4
11/12/2015 1:35:00 AM	4.4	43.2
11/12/2015 1:36:00 AM	5.3	46.6
11/12/2015 1:37:00 AM	6.3	48.5
11/12/2015 1:38:00 AM	5.9	49.2
11/12/2015 1:39:00 AM	5.2	45.5
11/12/2015 1:40:00 AM	5.8	45.9
11/12/2015 1:41:00 AM	5.9	46.1
11/12/2015 1:42:00 AM	5.4	47.8

11/12/2015 1:43:00 AM	5.6	46.8
11/12/2015 1:44:00 AM	5.6	44.9
11/12/2015 1:45:00 AM	4.8	44.5
11/12/2015 1:47:00 AM	5.1	45.0
11/12/2015 1:48:00 AM	5.8	45.9
11/12/2015 1:50:00 AM	5.5	47.2
11/12/2015 1:52:00 AM	5.8	46.8
11/12/2015 1:54:00 AM	6.0	48.9
11/12/2015 1:55:00 AM	5.4	45.5
11/12/2015 1:56:00 AM	6.1	46.8
11/12/2015 1:57:00 AM	4.9	43.3
11/12/2015 1:58:00 AM	5.2	45.8
11/12/2015 1:59:00 AM	5.9	47.8
11/12/2015 2:00:00 AM	6.7	51.3
11/12/2015 2:01:00 AM	6.6	52.3
11/12/2015 2:02:00 AM	5.6	47.7
11/12/2015 2:04:00 AM	5.5	46.3
11/12/2015 2:06:00 AM	6.5	50.8
11/12/2015 2:08:00 AM	6.0	48.4
11/12/2015 2:10:00 AM	5.9	44.4
11/12/2015 2:12:00 AM	5.4	43.8
11/12/2015 2:13:00 AM	5.8	45.5
11/12/2015 2:14:00 AM	5.4	46.2
11/12/2015 2:15:00 AM	5.8	43.8
11/12/2015 2:16:00 AM	5.4	45.2
11/12/2015 2:17:00 AM	6.1	49.4
11/12/2015 2:18:00 AM	7.2	53.4
11/12/2015 2:19:00 AM	7.5	53.6
11/12/2015 2:20:00 AM	7.1	50.7
11/12/2015 2:22:00 AM	7.0	51.1
11/12/2015 2:24:00 AM	7.2	51.8
11/12/2015 2:25:00 AM	6.8	50.2
11/12/2015 2:28:00 AM	5.0	44.3
11/12/2015 2:30:00 AM	6.1	46.7
11/12/2015 2:32:00 AM	5.8	46.4
11/12/2015 2:33:00 AM	5.6	48.1
11/12/2015 2:34:00 AM	5.9	45.8
11/12/2015 2:35:00 AM	5.4	46.1
11/12/2015 2:36:00 AM	6.4	47.6
11/12/2015 2:37:00 AM	5.4	48.3
11/12/2015 2:38:00 AM	5.2	44.4
11/12/2015 2:39:00 AM	5.4	44.3
11/12/2015 2:41:00 AM	4.8	43.2
11/12/2015 2:42:00 AM	6.8	51.3
11/12/2015 2:45:00 AM	5.7	47.2
11/12/2015 2:49:00 AM	6.0	47.7
11/12/2015 2:51:00 AM	7.0	49.8
11/12/2015 2:52:00 AM	5.1	44.0
11/12/2015 2:54:00 AM	5.1	44.3
11/12/2015 2:56:00 AM	7.2	50.0
11/12/2015 2:57:00 AM	7.0	50.4
11/12/2015 3:00:00 AM	6.1	48.1
11/12/2015 3:03:00 AM	5.6	46.5
11/12/2015 3:04:00 AM	5.9	50.4
11/12/2015 3:07:00 AM	6.5	50.2

11/12/2015 3:08:00 AM	6.0	45.9
11/12/2015 3:09:00 AM	7.4	49.9
11/12/2015 3:11:00 AM	6.7	50.5
11/12/2015 3:12:00 AM	6.4	47.1
11/12/2015 3:13:00 AM	6.3	47.1
11/12/2015 3:14:00 AM	6.4	50.7
11/12/2015 3:15:00 AM	5.5	45.1
11/12/2015 3:17:00 AM	7.4	50.8
11/12/2015 3:18:00 AM	7.4	53.2
11/12/2015 3:19:00 AM	6.3	50.3
11/12/2015 3:20:00 AM	6.9	51.0
11/12/2015 3:24:00 AM	6.7	49.4
11/12/2015 3:26:00 AM	6.3	48.8
11/12/2015 3:31:00 AM	7.4	54.0
11/12/2015 3:35:00 AM	6.4	49.3
11/12/2015 3:36:00 AM	6.5	46.7
11/12/2015 3:37:00 AM	6.6	50.7
11/12/2015 3:43:00 AM	6.2	48.4
11/13/2015 11:41:00 PM	7.4	54.1
11/14/2015 12:07:00 AM	6.8	51.2
11/14/2015 12:09:00 AM	7.4	54.8
11/14/2015 12:10:00 AM	7.2	51.6
11/14/2015 12:18:00 AM	7.2	50.5
11/14/2015 12:36:00 AM	6.8	49.0
11/14/2015 12:37:00 AM	6.3	46.9
11/14/2015 12:38:00 AM	5.8	49.3
11/14/2015 12:39:00 AM	5.7	46.2
11/14/2015 12:40:00 AM	5.4	46.5
11/14/2015 12:41:00 AM	5.3	45.3
11/14/2015 12:44:00 AM	7.1	53.5
11/14/2015 12:46:00 AM	7.0	51.8
11/14/2015 12:59:00 AM	6.9	50.0
11/14/2015 1:00:00 AM	7.0	54.1
11/14/2015 1:24:00 AM	6.7	50.9
11/14/2015 1:25:00 AM	5.4	45.8
11/14/2015 1:35:00 AM	7.3	56.2
11/14/2015 1:56:00 AM	7.2	52.3
11/14/2015 2:06:00 AM	7.4	53.5
11/14/2015 2:11:00 AM	7.4	53.5
11/14/2015 2:37:00 AM	7.3	51.7
11/14/2015 2:40:00 AM	7.4	54.1
11/14/2015 2:41:00 AM	7.0	50.3
11/14/2015 2:42:00 AM	7.0	53.0
11/14/2015 2:43:00 AM	7.0	51.4
11/14/2015 2:53:00 AM	6.7	49.0
11/14/2015 3:14:00 AM	6.7	54.2
11/14/2015 3:20:00 AM	5.9	47.1
11/14/2015 3:33:00 AM	7.5	52.1
11/14/2015 3:34:00 AM	7.0	53.7
11/14/2015 3:46:00 AM	7.2	51.4
11/14/2015 3:47:00 AM	6.8	51.0
11/14/2015 3:52:00 AM	6.2	48.5
11/14/2015 3:53:00 AM	6.6	51.0
11/14/2015 3:58:00 AM	6.8	50.8
11/14/2015 3:59:00 AM	6.9	52.9

11/14/2015 4:19:00 AM	6.3	49.6
11/14/2015 4:26:00 AM	6.0	51.1
11/14/2015 4:29:00 AM	7.1	52.4
11/14/2015 4:38:00 AM	6.7	48.8
11/14/2015 4:39:00 AM	6.6	53.7
11/14/2015 4:40:00 AM	6.9	52.9
11/14/2015 4:52:00 AM	7.4	54.2
11/14/2015 4:56:00 AM	6.6	52.8
11/14/2015 4:59:00 AM	6.8	52.0
11/14/2015 10:38:00 PM	4.1	39.4
11/14/2015 10:39:00 PM	3.6	37.6
11/14/2015 10:53:00 PM	3.5	37.9
11/15/2015 12:57:00 AM	4.3	42.9
11/15/2015 1:10:00 AM	4.3	41.5
11/15/2015 1:17:00 AM	4.1	39.4
11/15/2015 2:46:00 AM	3.8	37.8
11/15/2015 2:52:00 AM	3.8	39.7
11/15/2015 3:02:00 AM	3.5	36.8
11/16/2015 11:09:00 PM	3.8	40.5
11/16/2015 11:11:00 PM	4.1	41.9
11/16/2015 11:16:00 PM	3.6	41.2
11/16/2015 11:22:00 PM	3.6	40.2
11/16/2015 11:25:00 PM	4.0	42.2
11/16/2015 11:32:00 PM	3.8	40.6
11/16/2015 11:35:00 PM	3.7	39.9
11/16/2015 11:36:00 PM	4.0	40.2
11/16/2015 11:38:00 PM	3.9	43.5
11/16/2015 11:39:00 PM	4.6	41.8
11/16/2015 11:40:00 PM	3.6	38.9
11/16/2015 11:42:00 PM	3.6	40.1
11/16/2015 11:47:00 PM	3.8	39.6
11/16/2015 11:51:00 PM	3.5	39.0
11/16/2015 11:59:00 PM	3.9	40.9
11/17/2015 12:04:00 AM	3.8	39.1
11/17/2015 12:13:00 AM	4.1	39.9
11/17/2015 12:15:00 AM	4.4	41.7
11/17/2015 12:16:00 AM	3.9	39.1
11/17/2015 12:17:00 AM	3.6	37.5
11/17/2015 12:20:00 AM	3.8	38.0
11/17/2015 12:23:00 AM	3.8	38.6
11/17/2015 12:28:00 AM	3.7	38.4
11/17/2015 12:31:00 AM	3.5	37.5
11/17/2015 12:34:00 AM	3.7	38.3
11/17/2015 12:35:00 AM	3.7	39.5
11/17/2015 12:36:00 AM	4.1	40.6
11/17/2015 12:38:00 AM	3.5	38.2
11/17/2015 12:41:00 AM	3.7	39.9
11/17/2015 12:48:00 AM	3.6	39.8
11/17/2015 12:49:00 AM	3.6	38.0
11/17/2015 12:51:00 AM	3.5	38.7
11/17/2015 12:53:00 AM	3.6	38.3
11/17/2015 12:54:00 AM	4.0	37.9
11/17/2015 12:57:00 AM	3.7	38.9
11/17/2015 12:58:00 AM	3.6	39.6
11/17/2015 1:13:00 AM	3.8	40.6

11/17/2015 1:15:00 AM	3.5	41.0
11/17/2015 1:18:00 AM	3.6	41.0
11/17/2015 1:23:00 AM	3.8	39.7
11/17/2015 1:25:00 AM	3.6	41.3
11/17/2015 1:29:00 AM	3.9	43.3
11/17/2015 1:30:00 AM	3.9	40.4
11/17/2015 1:33:00 AM	4.8	44.2
11/17/2015 1:34:00 AM	4.3	43.4
11/17/2015 1:35:00 AM	4.2	39.8
11/17/2015 1:38:00 AM	3.8	40.5
11/17/2015 1:39:00 AM	3.9	40.5
11/17/2015 1:40:00 AM	3.8	40.4
11/17/2015 1:41:00 AM	4.6	42.0
11/17/2015 1:42:00 AM	4.2	42.3
11/17/2015 1:43:00 AM	3.6	40.3
11/17/2015 1:46:00 AM	4.0	42.3
11/17/2015 1:47:00 AM	4.4	44.5
11/17/2015 1:48:00 AM	4.6	44.0
11/17/2015 1:50:00 AM	4.3	41.7
11/17/2015 1:52:00 AM	4.2	44.8
11/17/2015 1:56:00 AM	4.5	43.2
11/17/2015 2:05:00 AM	4.0	42.2
11/17/2015 2:08:00 AM	4.7	43.1
11/17/2015 2:10:00 AM	5.2	50.3
11/17/2015 2:11:00 AM	5.2	47.7
11/17/2015 2:16:00 AM	5.9	49.5
11/17/2015 2:17:00 AM	4.7	44.0
11/17/2015 3:22:00 AM	4.0	42.7
11/17/2015 3:41:00 AM	5.1	46.6
11/17/2015 4:43:00 AM	3.5	42.0
11/17/2015 4:45:00 AM	5.0	44.8
11/17/2015 4:47:00 AM	4.5	44.0
11/17/2015 4:49:00 AM	5.3	48.0
11/17/2015 4:50:00 AM	5.2	44.5
11/17/2015 4:51:00 AM	3.8	41.6
11/17/2015 4:52:00 AM	4.5	43.5
11/17/2015 4:53:00 AM	4.6	44.3
11/17/2015 4:54:00 AM	5.1	46.1
11/17/2015 4:56:00 AM	4.8	44.3
11/17/2015 4:57:00 AM	4.6	44.3
11/17/2015 4:58:00 AM	4.3	44.7
11/17/2015 4:59:00 AM	3.7	41.4
11/17/2015 10:51:00 PM	5.3	46.5
11/17/2015 10:52:00 PM	5.2	46.4
11/17/2015 10:53:00 PM	5.5	45.7
11/17/2015 10:54:00 PM	4.3	43.4
11/17/2015 10:55:00 PM	4.7	43.3
11/17/2015 10:56:00 PM	4.7	43.8
11/17/2015 10:57:00 PM	4.6	47.4
11/17/2015 10:58:00 PM	5.6	48.1
11/17/2015 10:59:00 PM	5.7	48.1
11/17/2015 11:00:00 PM	5.4	45.5
11/17/2015 11:01:00 PM	4.9	44.6
11/17/2015 11:02:00 PM	4.4	43.1
11/17/2015 11:03:00 PM	4.7	43.0

11/17/2015 11:04:00 PM	5.1	45.2
11/17/2015 11:07:00 PM	5.0	44.6
11/17/2015 11:11:00 PM	6.0	46.0
11/17/2015 11:13:00 PM	3.9	42.4
11/17/2015 11:14:00 PM	4.2	42.0
11/17/2015 11:15:00 PM	4.1	43.1
11/17/2015 11:16:00 PM	5.0	43.1
11/17/2015 11:17:00 PM	4.8	43.7
11/17/2015 11:19:00 PM	4.9	44.8
11/17/2015 11:20:00 PM	4.9	46.2
11/17/2015 11:21:00 PM	4.7	45.2
11/17/2015 11:22:00 PM	5.2	46.7
11/17/2015 11:23:00 PM	5.1	43.2
11/17/2015 11:24:00 PM	4.8	43.2
11/17/2015 11:25:00 PM	4.5	44.1
11/17/2015 11:26:00 PM	4.6	44.9
11/17/2015 11:27:00 PM	4.8	45.6
11/17/2015 11:30:00 PM	5.4	48.2
11/17/2015 11:32:00 PM	6.0	45.1
11/17/2015 11:33:00 PM	4.5	45.4
11/17/2015 11:35:00 PM	5.4	49.2
11/17/2015 11:36:00 PM	5.7	49.7
11/17/2015 11:37:00 PM	6.6	50.0
11/17/2015 11:38:00 PM	5.3	48.3
11/17/2015 11:39:00 PM	6.3	47.8
11/17/2015 11:40:00 PM	5.3	46.0
11/17/2015 11:42:00 PM	5.5	46.9
11/17/2015 11:43:00 PM	5.9	49.6
11/17/2015 11:45:00 PM	5.7	45.8
11/17/2015 11:46:00 PM	5.6	46.1
11/17/2015 11:49:00 PM	7.1	49.1
11/17/2015 11:50:00 PM	5.0	46.2
11/17/2015 11:51:00 PM	6.7	50.3
11/17/2015 11:55:00 PM	6.7	52.2
11/17/2015 11:58:00 PM	6.4	50.8
11/18/2015 12:00:00 AM	6.3	50.0
11/18/2015 12:02:00 AM	6.5	47.6
11/18/2015 12:04:00 AM	6.3	51.0
11/18/2015 12:05:00 AM	6.6	50.8
11/18/2015 12:07:00 AM	7.0	52.1
11/18/2015 12:11:00 AM	6.0	48.4
11/18/2015 12:12:00 AM	6.2	48.7
11/18/2015 12:13:00 AM	5.9	50.9
11/18/2015 12:16:00 AM	6.2	53.2
11/18/2015 12:17:00 AM	6.9	51.6
11/18/2015 12:18:00 AM	7.0	50.9
11/18/2015 12:20:00 AM	6.9	48.7
11/18/2015 12:23:00 AM	7.1	50.9
11/18/2015 12:27:00 AM	6.8	49.1
11/18/2015 12:28:00 AM	6.8	49.3
11/18/2015 12:31:00 AM	7.1	51.6
11/18/2015 12:32:00 AM	6.8	51.2
11/18/2015 12:39:00 AM	6.9	52.1
11/18/2015 12:41:00 AM	6.3	52.3
11/18/2015 12:43:00 AM	6.7	49.0

11/18/2015 12:44:00 AM	6.3	48.0
11/18/2015 12:46:00 AM	6.2	49.6
11/18/2015 12:47:00 AM	6.0	48.1
11/18/2015 12:49:00 AM	6.1	47.2
11/18/2015 12:51:00 AM	5.4	48.1
11/18/2015 12:52:00 AM	6.2	48.6
11/18/2015 12:53:00 AM	5.9	48.7
11/18/2015 12:55:00 AM	5.4	46.6
11/18/2015 12:56:00 AM	6.1	48.9
11/18/2015 12:57:00 AM	5.5	42.8
11/18/2015 12:58:00 AM	5.7	46.5
11/18/2015 12:59:00 AM	5.0	42.7
11/18/2015 1:00:00 AM	5.0	43.3
11/18/2015 1:02:00 AM	6.2	47.5
11/18/2015 1:03:00 AM	4.4	43.5
11/18/2015 1:04:00 AM	5.2	43.7
11/18/2015 1:08:00 AM	5.9	45.8
11/18/2015 1:13:00 AM	5.8	44.2
11/18/2015 1:14:00 AM	5.6	49.0
11/18/2015 1:15:00 AM	5.5	44.5
11/18/2015 1:16:00 AM	5.9	49.8
11/18/2015 1:17:00 AM	5.8	45.2
11/18/2015 1:18:00 AM	6.5	48.8
11/18/2015 1:19:00 AM	5.0	43.0
11/18/2015 1:20:00 AM	5.8	45.3
11/18/2015 1:23:00 AM	5.1	45.3
11/18/2015 1:25:00 AM	7.0	52.8
11/18/2015 1:28:00 AM	6.4	48.3
11/18/2015 1:29:00 AM	5.3	43.8
11/18/2015 1:30:00 AM	5.4	43.7
11/18/2015 1:33:00 AM	7.0	49.7
11/18/2015 1:38:00 AM	5.4	47.8
11/18/2015 1:39:00 AM	5.7	48.6
11/18/2015 1:44:00 AM	6.1	44.5
11/18/2015 1:48:00 AM	5.6	47.3
11/18/2015 1:49:00 AM	5.5	49.0
11/18/2015 1:50:00 AM	7.4	50.6
11/18/2015 1:51:00 AM	7.0	52.1
11/18/2015 1:52:00 AM	7.0	50.1
11/18/2015 1:54:00 AM	7.5	54.3
11/18/2015 1:56:00 AM	6.5	49.0
11/18/2015 1:57:00 AM	6.6	50.8
11/18/2015 2:00:00 AM	5.5	50.2
11/18/2015 2:02:00 AM	5.9	50.8
11/18/2015 2:03:00 AM	7.4	52.4
11/18/2015 2:05:00 AM	6.4	49.5
11/18/2015 2:06:00 AM	6.3	46.5
11/18/2015 2:10:00 AM	6.3	44.6
11/18/2015 2:12:00 AM	7.1	50.5
11/18/2015 2:15:00 AM	6.7	47.1
11/18/2015 2:16:00 AM	5.5	45.1
11/18/2015 2:17:00 AM	6.1	46.3
11/18/2015 2:18:00 AM	5.9	46.1
11/18/2015 2:19:00 AM	6.5	49.6
11/18/2015 2:20:00 AM	5.6	44.6

11/18/2015 2:21:00 AM	4.6	46.2
11/18/2015 2:23:00 AM	6.6	48.8
11/18/2015 2:25:00 AM	7.1	48.5
11/18/2015 2:27:00 AM	5.6	46.3
11/18/2015 2:28:00 AM	5.6	43.6
11/18/2015 2:35:00 AM	5.9	48.7
11/18/2015 2:37:00 AM	4.8	41.4
11/18/2015 2:38:00 AM	5.1	47.7
11/18/2015 2:40:00 AM	4.9	41.0
11/18/2015 2:41:00 AM	5.5	44.4
11/18/2015 2:42:00 AM	5.8	46.2
11/18/2015 2:45:00 AM	5.7	42.7
11/18/2015 2:46:00 AM	5.5	46.4
11/18/2015 2:49:00 AM	4.7	41.0
11/18/2015 2:50:00 AM	5.3	41.2
11/18/2015 2:51:00 AM	4.6	42.4
11/18/2015 2:52:00 AM	4.5	40.3
11/18/2015 2:53:00 AM	5.3	42.9
11/18/2015 2:54:00 AM	5.9	46.3
11/18/2015 2:56:00 AM	6.7	50.3
11/18/2015 2:57:00 AM	5.3	44.0
11/18/2015 2:59:00 AM	6.5	52.5
11/18/2015 3:01:00 AM	5.3	42.9
11/18/2015 3:03:00 AM	5.1	43.2
11/18/2015 3:04:00 AM	5.9	45.2
11/18/2015 3:06:00 AM	6.9	49.1
11/18/2015 3:07:00 AM	6.8	48.9
11/18/2015 3:08:00 AM	6.3	47.5
11/18/2015 3:10:00 AM	5.5	45.8
11/18/2015 3:12:00 AM	6.1	48.8
11/18/2015 3:13:00 AM	5.0	41.9
11/18/2015 3:15:00 AM	6.6	49.4
11/18/2015 3:16:00 AM	6.5	46.5
11/18/2015 3:17:00 AM	6.9	50.6
11/18/2015 3:18:00 AM	5.4	43.4
11/18/2015 3:19:00 AM	5.4	48.3
11/18/2015 3:20:00 AM	6.9	50.6
11/18/2015 3:21:00 AM	7.3	53.4
11/18/2015 3:23:00 AM	5.6	44.4
11/18/2015 3:27:00 AM	5.6	43.8
11/18/2015 3:29:00 AM	7.0	47.2
11/18/2015 3:31:00 AM	5.4	46.5
11/18/2015 3:32:00 AM	5.5	48.3
11/18/2015 3:36:00 AM	6.9	49.2
11/18/2015 3:37:00 AM	6.0	49.3
11/18/2015 3:38:00 AM	5.9	45.3
11/18/2015 3:39:00 AM	6.2	46.3
11/18/2015 3:40:00 AM	6.7	52.2
11/18/2015 3:41:00 AM	6.1	48.3
11/18/2015 3:42:00 AM	5.2	46.2
11/18/2015 3:43:00 AM	6.3	47.1
11/18/2015 3:44:00 AM	6.8	48.6
11/18/2015 3:45:00 AM	5.9	46.7
11/18/2015 3:47:00 AM	6.0	45.6
11/18/2015 3:55:00 AM	6.4	50.0



11/18/2015 3:57:00 AM	6.4	50.0
11/18/2015 3:59:00 AM	5.6	47.1
11/18/2015 4:00:00 AM	5.5	44.9
11/18/2015 4:01:00 AM	5.9	50.3
11/18/2015 4:02:00 AM	6.2	42.7
11/18/2015 4:03:00 AM	5.7	47.8
11/18/2015 4:05:00 AM	6.3	49.8
11/18/2015 4:06:00 AM	6.8	51.8
11/18/2015 4:07:00 AM	6.8	53.7
11/18/2015 4:08:00 AM	7.2	49.2
11/18/2015 4:09:00 AM	5.7	44.8
11/18/2015 4:12:00 AM	5.4	44.0
11/18/2015 4:13:00 AM	5.1	44.4
11/18/2015 4:14:00 AM	5.5	46.8
11/18/2015 4:15:00 AM	6.2	47.3
11/18/2015 4:16:00 AM	5.6	47.5
11/18/2015 4:17:00 AM	5.3	43.7
11/18/2015 4:18:00 AM	5.5	44.8
11/18/2015 4:19:00 AM	5.5	43.8
11/18/2015 4:20:00 AM	6.4	50.6
11/18/2015 4:21:00 AM	5.6	47.6
11/18/2015 4:24:00 AM	6.4	50.7
11/18/2015 4:25:00 AM	7.1	48.8
11/18/2015 4:26:00 AM	5.3	45.3
11/18/2015 4:27:00 AM	5.9	49.0
11/18/2015 4:28:00 AM	6.0	43.8
11/18/2015 4:29:00 AM	5.4	43.5
11/18/2015 4:30:00 AM	6.1	48.0
11/18/2015 4:31:00 AM	6.9	51.4
11/18/2015 4:33:00 AM	5.0	41.0
11/18/2015 4:38:00 AM	6.8	51.3
11/18/2015 4:39:00 AM	6.0	45.2
11/18/2015 4:41:00 AM	6.5	49.9
11/18/2015 4:42:00 AM	6.3	47.7
11/18/2015 4:43:00 AM	5.6	45.4
11/18/2015 4:44:00 AM	5.1	43.4
11/18/2015 4:46:00 AM	4.4	42.2
11/18/2015 4:47:00 AM	4.8	40.0
11/18/2015 4:48:00 AM	5.5	47.2
11/18/2015 4:50:00 AM	6.6	49.4
11/18/2015 4:51:00 AM	6.6	48.3
11/18/2015 4:54:00 AM	5.1	47.2
11/18/2015 4:56:00 AM	7.1	54.2
11/18/2015 4:59:00 AM	5.0	44.1
11/19/2015 12:57:00 AM	3.8	37.7
11/19/2015 12:58:00 AM	3.6	39.2
11/19/2015 12:59:00 AM	4.8	45.6
11/19/2015 1:01:00 AM	5.1	45.1
11/19/2015 1:02:00 AM	4.7	46.9
11/19/2015 1:03:00 AM	5.2	45.5
11/19/2015 1:04:00 AM	5.6	44.7
11/19/2015 1:05:00 AM	5.4	46.6
11/19/2015 1:07:00 AM	5.4	44.4
11/19/2015 1:08:00 AM	5.3	45.9
11/19/2015 1:09:00 AM	5.4	45.0

11/19/2015 1:10:00 AM	6.3	50.4
11/19/2015 1:11:00 AM	6.4	44.7
11/19/2015 1:12:00 AM	5.3	51.0
11/19/2015 1:13:00 AM	6.8	51.1
11/19/2015 1:14:00 AM	6.0	46.4
11/19/2015 1:15:00 AM	4.8	40.6
11/19/2015 1:16:00 AM	5.5	47.2
11/19/2015 1:17:00 AM	5.8	46.5
11/19/2015 1:18:00 AM	5.0	43.8
11/19/2015 1:19:00 AM	4.8	41.2
11/19/2015 1:20:00 AM	4.7	43.3
11/19/2015 1:21:00 AM	5.1	45.3
11/19/2015 1:22:00 AM	5.9	50.0
11/19/2015 1:23:00 AM	6.7	48.8
11/19/2015 1:24:00 AM	5.8	43.5
11/19/2015 1:25:00 AM	5.8	44.6
11/19/2015 1:26:00 AM	6.2	48.3
11/19/2015 1:27:00 AM	5.5	47.1
11/19/2015 1:28:00 AM	5.5	41.1
11/19/2015 1:29:00 AM	5.4	46.9
11/19/2015 1:30:00 AM	5.7	45.8
11/19/2015 1:31:00 AM	6.0	45.0
11/19/2015 1:32:00 AM	4.7	41.4
11/19/2015 1:33:00 AM	5.5	45.4
11/19/2015 1:34:00 AM	5.8	48.0
11/19/2015 1:35:00 AM	5.9	44.7
11/19/2015 1:36:00 AM	5.4	43.6
11/19/2015 1:37:00 AM	5.9	45.8
11/19/2015 1:38:00 AM	6.0	47.5
11/19/2015 1:39:00 AM	5.4	40.3
11/19/2015 1:40:00 AM	5.6	47.6
11/19/2015 1:41:00 AM	5.8	45.0
11/19/2015 1:42:00 AM	5.0	39.2
11/19/2015 1:43:00 AM	4.7	40.9
11/19/2015 1:44:00 AM	5.0	44.8
11/19/2015 1:45:00 AM	5.5	44.8
11/19/2015 1:46:00 AM	4.8	41.0
11/19/2015 1:47:00 AM	5.0	44.7
11/19/2015 1:48:00 AM	5.6	43.3
11/19/2015 1:49:00 AM	5.2	43.2
11/19/2015 1:50:00 AM	5.9	47.3
11/19/2015 1:51:00 AM	5.3	44.9
11/19/2015 1:52:00 AM	5.7	47.3
11/19/2015 1:53:00 AM	7.1	50.6
11/19/2015 1:54:00 AM	5.6	43.0
11/19/2015 1:55:00 AM	5.5	46.0
11/19/2015 1:56:00 AM	5.7	45.4
11/19/2015 1:57:00 AM	5.8	43.2
11/19/2015 1:59:00 AM	5.6	41.4
11/19/2015 2:00:00 AM	5.2	45.4
11/19/2015 2:01:00 AM	6.4	49.6
11/19/2015 2:03:00 AM	5.0	44.1
11/19/2015 2:04:00 AM	6.0	43.8
11/19/2015 2:05:00 AM	5.8	46.2
11/19/2015 2:06:00 AM	6.4	48.3

11/19/2015 2:07:00 AM	5.9	46.9
11/19/2015 2:08:00 AM	5.5	45.7
11/19/2015 2:09:00 AM	6.1	48.4
11/19/2015 2:10:00 AM	6.1	50.6
11/19/2015 2:11:00 AM	6.9	51.7
11/19/2015 2:12:00 AM	6.8	49.8
11/19/2015 2:13:00 AM	5.7	48.3
11/19/2015 2:14:00 AM	6.0	48.2
11/19/2015 2:15:00 AM	6.5	48.6
11/19/2015 2:16:00 AM	5.7	48.9
11/19/2015 2:17:00 AM	6.1	46.0
11/19/2015 2:18:00 AM	5.8	47.1
11/19/2015 2:20:00 AM	6.1	48.2
11/19/2015 2:21:00 AM	6.2	45.9
11/19/2015 2:22:00 AM	5.3	41.0
11/19/2015 2:23:00 AM	5.3	47.6
11/19/2015 2:24:00 AM	5.5	45.5
11/19/2015 2:25:00 AM	5.7	46.7
11/19/2015 2:26:00 AM	6.0	46.2
11/19/2015 2:27:00 AM	6.1	48.9
11/19/2015 2:28:00 AM	6.6	49.3
11/19/2015 2:29:00 AM	6.1	46.8
11/19/2015 2:30:00 AM	6.3	49.5
11/19/2015 2:32:00 AM	6.1	48.1
11/19/2015 2:34:00 AM	6.5	50.3
11/19/2015 2:35:00 AM	6.4	48.4
11/19/2015 2:36:00 AM	5.9	46.5
11/19/2015 2:37:00 AM	7.1	52.0
11/19/2015 2:38:00 AM	6.7	49.4
11/19/2015 2:39:00 AM	6.7	52.1
11/19/2015 2:40:00 AM	6.2	50.0
11/19/2015 2:42:00 AM	6.3	50.6
11/19/2015 2:43:00 AM	6.5	50.2
11/19/2015 2:44:00 AM	6.4	47.2
11/19/2015 2:45:00 AM	6.4	46.0
11/19/2015 2:46:00 AM	6.2	47.7
11/19/2015 2:47:00 AM	5.9	44.2
11/19/2015 2:48:00 AM	5.4	42.0
11/19/2015 2:49:00 AM	5.1	43.8
11/19/2015 2:50:00 AM	6.1	46.7
11/19/2015 2:51:00 AM	6.0	49.5
11/19/2015 2:52:00 AM	5.2	42.0
11/19/2015 2:53:00 AM	5.5	41.4
11/19/2015 2:54:00 AM	4.7	41.1
11/19/2015 2:55:00 AM	4.4	38.0
11/19/2015 2:56:00 AM	4.3	41.8
11/19/2015 2:57:00 AM	5.6	45.1
11/19/2015 2:58:00 AM	4.1	43.3
11/19/2015 2:59:00 AM	5.0	44.0
11/19/2015 3:00:00 AM	4.4	40.1
11/19/2015 3:01:00 AM	4.9	47.7
11/19/2015 3:03:00 AM	4.9	45.8
11/19/2015 3:06:00 AM	4.2	41.7
11/19/2015 3:07:00 AM	4.2	45.6
11/19/2015 3:08:00 AM	5.1	46.7

11/19/2015 3:10:00 AM	5.4	50.3
11/19/2015 3:12:00 AM	3.8	41.2
11/19/2015 3:14:00 AM	3.8	41.6
11/19/2015 3:18:00 AM	4.6	45.6
11/19/2015 3:19:00 AM	4.0	46.9
11/19/2015 3:23:00 AM	3.6	46.7
11/19/2015 3:24:00 AM	5.4	48.6
11/19/2015 3:28:00 AM	4.2	42.8
11/19/2015 3:30:00 AM	5.2	51.2
11/19/2015 3:33:00 AM	6.3	51.7
11/19/2015 3:35:00 AM	3.5	45.6
11/19/2015 3:36:00 AM	5.4	51.9
11/19/2015 3:38:00 AM	4.2	45.7
11/19/2015 3:48:00 AM	5.2	50.7
11/19/2015 3:49:00 AM	5.3	45.7
11/19/2015 3:50:00 AM	4.5	43.5
11/19/2015 3:51:00 AM	3.6	46.7
11/19/2015 3:56:00 AM	5.5	46.4
11/19/2015 4:02:00 AM	3.6	43.0
11/19/2015 4:07:00 AM	4.8	45.0
11/19/2015 4:09:00 AM	3.8	40.8
11/19/2015 4:11:00 AM	4.0	41.8
11/19/2015 4:12:00 AM	4.1	45.1
11/19/2015 4:16:00 AM	3.6	40.9
11/19/2015 4:23:00 AM	3.7	42.8
11/19/2015 4:24:00 AM	5.0	47.9
11/19/2015 4:26:00 AM	3.6	41.0
11/19/2015 4:34:00 AM	4.6	47.8
11/19/2015 4:35:00 AM	4.4	43.4
11/19/2015 4:39:00 AM	3.7	40.7
11/19/2015 4:40:00 AM	3.5	41.2
11/19/2015 4:41:00 AM	4.0	42.3
11/19/2015 4:48:00 AM	3.8	41.6
11/19/2015 4:52:00 AM	3.8	40.7
11/19/2015 4:53:00 AM	4.3	43.8
11/19/2015 4:56:00 AM	4.6	43.8
11/19/2015 10:00:00 PM	5.4	45.7
11/19/2015 10:01:00 PM	5.2	45.9
11/19/2015 10:02:00 PM	5.3	45.7
11/19/2015 10:03:00 PM	5.5	47.3
11/19/2015 10:04:00 PM	5.3	45.2
11/19/2015 10:05:00 PM	5.4	49.4
11/19/2015 10:06:00 PM	6.8	50.1
11/19/2015 10:07:00 PM	5.6	45.8
11/19/2015 10:08:00 PM	4.8	46.3
11/19/2015 10:09:00 PM	5.2	42.9
11/19/2015 10:10:00 PM	4.8	42.0
11/19/2015 10:11:00 PM	4.7	43.8
11/19/2015 10:12:00 PM	5.3	44.8
11/19/2015 10:13:00 PM	4.9	44.1
11/19/2015 10:14:00 PM	4.6	42.3
11/19/2015 10:15:00 PM	5.7	46.8
11/19/2015 10:16:00 PM	5.0	48.7
11/19/2015 10:21:00 PM	6.4	48.8
11/19/2015 10:22:00 PM	6.2	48.7

11/19/2015 10:23:00 PM	5.9	46.2
11/19/2015 10:24:00 PM	5.5	48.0
11/19/2015 10:25:00 PM	4.6	42.3
11/19/2015 10:26:00 PM	4.9	45.1
11/19/2015 10:27:00 PM	5.1	47.3
11/19/2015 10:28:00 PM	5.2	46.2
11/19/2015 10:29:00 PM	5.8	47.2
11/19/2015 10:30:00 PM	5.8	47.2
11/19/2015 10:31:00 PM	5.5	44.5
11/19/2015 10:32:00 PM	4.7	42.9
11/19/2015 10:33:00 PM	5.4	47.9
11/19/2015 10:34:00 PM	6.5	51.3
11/19/2015 10:35:00 PM	5.5	45.5
11/19/2015 10:36:00 PM	5.9	50.8
11/19/2015 10:37:00 PM	5.6	46.7
11/19/2015 10:38:00 PM	5.1	46.0
11/19/2015 10:39:00 PM	5.0	46.5
11/19/2015 10:40:00 PM	5.8	47.7
11/19/2015 10:41:00 PM	4.9	44.1
11/19/2015 10:42:00 PM	5.3	44.5
11/19/2015 10:43:00 PM	5.1	45.3
11/19/2015 10:44:00 PM	5.2	47.7
11/19/2015 10:46:00 PM	5.8	47.0
11/19/2015 10:47:00 PM	5.9	49.2
11/19/2015 10:48:00 PM	5.2	45.5
11/19/2015 10:49:00 PM	5.5	46.2
11/19/2015 10:50:00 PM	5.0	44.3
11/19/2015 10:51:00 PM	4.7	44.0
11/19/2015 10:52:00 PM	5.6	45.8
11/19/2015 10:53:00 PM	5.1	43.8
11/19/2015 10:54:00 PM	4.6	43.1
11/19/2015 10:55:00 PM	4.9	43.5
11/19/2015 10:56:00 PM	4.7	43.0
11/19/2015 10:57:00 PM	4.4	41.8
11/19/2015 10:58:00 PM	5.0	46.4
11/19/2015 10:59:00 PM	5.3	44.4
11/19/2015 11:00:00 PM	5.1	43.5
11/19/2015 11:01:00 PM	4.4	41.6
11/19/2015 11:02:00 PM	5.1	46.6
11/19/2015 11:03:00 PM	4.6	43.1
11/19/2015 11:04:00 PM	5.0	44.1
11/19/2015 11:05:00 PM	4.9	46.2
11/19/2015 11:06:00 PM	5.4	43.0
11/19/2015 11:07:00 PM	4.4	41.3
11/19/2015 11:08:00 PM	4.9	45.0
11/19/2015 11:09:00 PM	5.5	46.8
11/19/2015 11:10:00 PM	4.7	41.4
11/19/2015 11:11:00 PM	4.7	43.2
11/19/2015 11:12:00 PM	3.7	43.1
11/19/2015 11:13:00 PM	5.0	45.1
11/19/2015 11:14:00 PM	4.0	41.0
11/19/2015 11:15:00 PM	4.6	43.4
11/19/2015 11:16:00 PM	4.6	45.4
11/19/2015 11:17:00 PM	5.5	46.3
11/19/2015 11:18:00 PM	4.5	42.3

11/19/2015 11:19:00 PM	4.9	46.8
11/19/2015 11:20:00 PM	4.9	45.8
11/19/2015 11:21:00 PM	4.2	40.7
11/19/2015 11:22:00 PM	4.4	43.2
11/19/2015 11:23:00 PM	4.1	41.8
11/19/2015 11:24:00 PM	4.5	44.2
11/19/2015 11:25:00 PM	3.8	40.8
11/19/2015 11:26:00 PM	3.7	41.1
11/19/2015 11:28:00 PM	3.7	40.7
11/19/2015 11:30:00 PM	3.6	39.8
11/19/2015 11:32:00 PM	3.5	42.0
11/19/2015 11:34:00 PM	4.2	45.3
11/19/2015 11:35:00 PM	4.5	41.8
11/19/2015 11:37:00 PM	4.0	40.6
11/19/2015 11:38:00 PM	3.8	41.0
11/19/2015 11:39:00 PM	3.9	42.2
11/19/2015 11:41:00 PM	5.2	48.2
11/19/2015 11:42:00 PM	4.6	42.2
11/19/2015 11:43:00 PM	4.3	41.1
11/19/2015 11:44:00 PM	4.3	42.9
11/19/2015 11:45:00 PM	5.1	48.9
11/19/2015 11:46:00 PM	5.9	46.4
11/19/2015 11:47:00 PM	4.8	43.6
11/19/2015 11:48:00 PM	4.7	45.1
11/19/2015 11:49:00 PM	4.9	43.8
11/19/2015 11:50:00 PM	5.8	50.8
11/19/2015 11:51:00 PM	5.1	43.6
11/19/2015 11:52:00 PM	4.7	42.8
11/19/2015 11:53:00 PM	3.7	39.9
11/19/2015 11:55:00 PM	3.8	40.7
11/19/2015 11:56:00 PM	3.7	39.8
11/19/2015 11:57:00 PM	3.6	40.6
11/19/2015 11:58:00 PM	3.7	40.0
11/19/2015 11:59:00 PM	4.1	41.7
11/20/2015 12:00:00 AM	4.5	42.6
11/20/2015 12:01:00 AM	4.5	42.8
11/20/2015 12:02:00 AM	4.1	40.6
11/20/2015 12:03:00 AM	4.1	42.0
11/20/2015 12:04:00 AM	3.9	40.5
11/20/2015 12:05:00 AM	4.0	41.0
11/20/2015 12:06:00 AM	3.6	40.7
11/20/2015 12:07:00 AM	3.6	40.6
11/20/2015 12:08:00 AM	4.3	42.4
11/20/2015 12:09:00 AM	3.6	40.4
11/20/2015 12:10:00 AM	3.7	41.3
11/20/2015 12:11:00 AM	4.0	42.7
11/20/2015 12:12:00 AM	4.0	42.8
11/20/2015 12:13:00 AM	4.6	42.7
11/20/2015 12:14:00 AM	3.9	41.3
11/20/2015 12:15:00 AM	4.4	42.0
11/20/2015 12:16:00 AM	4.0	43.4
11/20/2015 12:17:00 AM	4.6	42.1
11/20/2015 12:18:00 AM	4.8	46.0
11/20/2015 12:19:00 AM	4.4	44.5
11/20/2015 12:20:00 AM	4.9	43.1

11/20/2015 12:21:00 AM	4.6	45.6
11/20/2015 12:22:00 AM	4.9	46.4
11/20/2015 12:23:00 AM	4.8	43.2
11/20/2015 12:24:00 AM	5.2	44.6
11/20/2015 12:25:00 AM	4.5	42.2
11/20/2015 12:26:00 AM	4.8	45.0
11/20/2015 12:27:00 AM	5.0	44.5
11/20/2015 12:28:00 AM	4.9	45.2
11/20/2015 12:31:00 AM	6.0	49.4
11/20/2015 12:32:00 AM	4.9	43.5
11/20/2015 12:33:00 AM	4.1	42.0
11/20/2015 12:35:00 AM	4.9	48.5
11/20/2015 12:36:00 AM	5.3	46.1
11/20/2015 12:37:00 AM	5.1	47.5
11/20/2015 12:38:00 AM	5.6	46.6
11/20/2015 12:39:00 AM	4.5	42.0
11/20/2015 12:40:00 AM	4.0	40.9
11/20/2015 12:41:00 AM	4.4	47.2
11/20/2015 12:42:00 AM	5.0	42.5
11/20/2015 12:43:00 AM	4.0	39.7
11/20/2015 12:44:00 AM	3.5	40.0
11/20/2015 12:45:00 AM	4.5	42.8
11/20/2015 12:46:00 AM	4.5	41.0
11/20/2015 12:47:00 AM	4.2	40.3
11/20/2015 12:48:00 AM	4.1	39.6
11/20/2015 12:50:00 AM	3.7	38.7
11/20/2015 12:51:00 AM	3.6	39.3
11/20/2015 12:52:00 AM	4.3	42.7
11/20/2015 12:53:00 AM	3.5	40.3
11/20/2015 12:55:00 AM	3.7	38.1
11/20/2015 12:57:00 AM	3.5	39.9
11/20/2015 12:58:00 AM	4.2	40.1
11/20/2015 12:59:00 AM	3.8	39.1
11/20/2015 1:00:00 AM	3.8	39.5
11/20/2015 1:02:00 AM	3.5	38.7
11/20/2015 1:03:00 AM	4.1	41.5
11/20/2015 1:04:00 AM	4.0	39.4
11/20/2015 1:09:00 AM	3.9	40.3
11/20/2015 1:12:00 AM	3.8	40.8
11/20/2015 1:13:00 AM	4.0	40.0
11/20/2015 1:14:00 AM	4.0	40.5
11/20/2015 1:15:00 AM	4.4	41.1
11/20/2015 1:16:00 AM	3.8	39.9
11/20/2015 1:17:00 AM	3.7	39.7
11/20/2015 1:18:00 AM	3.9	39.5
11/20/2015 1:19:00 AM	4.0	39.6
11/20/2015 1:20:00 AM	4.5	45.2
11/20/2015 1:21:00 AM	4.4	39.7
11/20/2015 1:23:00 AM	4.0	41.0
11/20/2015 1:24:00 AM	3.5	41.4
11/20/2015 1:25:00 AM	4.1	41.0
11/20/2015 1:26:00 AM	3.8	39.0
11/20/2015 1:28:00 AM	4.1	40.6
11/20/2015 1:29:00 AM	4.1	40.9
11/20/2015 1:30:00 AM	3.9	40.8

11/20/2015 1:31:00 AM	3.6	39.5
11/20/2015 1:33:00 AM	4.4	43.1
11/20/2015 1:34:00 AM	3.6	40.7
11/20/2015 1:35:00 AM	4.1	43.5
11/20/2015 1:36:00 AM	4.1	40.0
11/20/2015 1:37:00 AM	3.5	41.8
11/20/2015 1:38:00 AM	4.2	40.1
11/20/2015 1:39:00 AM	3.6	39.4
11/20/2015 1:41:00 AM	3.6	40.0
11/20/2015 1:42:00 AM	3.8	40.0
11/20/2015 1:44:00 AM	3.8	40.3
11/20/2015 1:45:00 AM	3.7	39.1
11/20/2015 1:46:00 AM	4.2	43.4
11/20/2015 1:47:00 AM	4.4	41.0
11/20/2015 1:48:00 AM	3.7	39.2
11/20/2015 1:49:00 AM	4.1	41.2
11/20/2015 1:50:00 AM	4.0	39.3
11/20/2015 1:51:00 AM	3.8	40.9
11/20/2015 1:52:00 AM	3.7	39.3
11/20/2015 1:54:00 AM	3.8	39.6
11/20/2015 1:57:00 AM	3.7	41.5
11/20/2015 1:58:00 AM	4.4	44.5
11/20/2015 1:59:00 AM	4.1	41.3
11/20/2015 2:00:00 AM	4.2	41.2
11/20/2015 2:01:00 AM	3.8	40.2
11/20/2015 2:06:00 AM	4.2	41.2
11/20/2015 2:08:00 AM	3.8	41.5
11/20/2015 2:09:00 AM	4.1	40.6
11/20/2015 2:10:00 AM	3.8	38.5
11/20/2015 2:12:00 AM	3.9	40.5
11/20/2015 2:13:00 AM	4.0	40.8
11/20/2015 2:14:00 AM	3.7	41.6
11/20/2015 2:15:00 AM	3.7	41.0
11/20/2015 2:16:00 AM	3.8	40.7
11/20/2015 2:17:00 AM	4.0	42.7
11/20/2015 2:18:00 AM	4.2	42.1
11/20/2015 2:19:00 AM	4.7	42.8
11/20/2015 2:24:00 AM	3.5	39.9
11/20/2015 2:25:00 AM	3.8	39.6
11/20/2015 2:26:00 AM	3.6	39.7
11/20/2015 2:27:00 AM	3.5	42.0
11/20/2015 2:29:00 AM	3.6	39.7
11/20/2015 2:30:00 AM	3.7	39.8
11/20/2015 2:31:00 AM	3.8	39.0
11/20/2015 2:33:00 AM	4.1	39.2
11/20/2015 2:39:00 AM	3.7	39.6
11/20/2015 2:50:00 AM	3.6	43.3
11/20/2015 2:51:00 AM	3.5	38.3
11/20/2015 3:05:00 AM	3.6	39.1
11/20/2015 3:08:00 AM	3.5	37.8
11/20/2015 3:11:00 AM	4.0	40.0
11/20/2015 3:27:00 AM	3.5	38.8
11/20/2015 4:26:00 AM	3.6	38.0
11/20/2015 4:28:00 AM	3.8	39.3
11/20/2015 4:34:00 AM	3.5	38.7



11/20/2015 4:35:00 AM	4.0	39.3
11/20/2015 4:40:00 AM	3.8	38.5
11/20/2015 10:25:00 PM	3.8	33.7
11/20/2015 10:28:00 PM	4.0	34.0
11/20/2015 10:30:00 PM	4.4	35.7
11/20/2015 10:31:00 PM	4.9	40.5
11/20/2015 10:32:00 PM	4.1	34.5
11/20/2015 10:33:00 PM	3.8	36.7
11/20/2015 10:34:00 PM	3.7	34.0
11/20/2015 10:35:00 PM	4.2	38.1
11/20/2015 10:36:00 PM	4.0	35.7
11/20/2015 10:37:00 PM	4.6	37.4
11/20/2015 10:38:00 PM	4.4	40.1
11/20/2015 10:40:00 PM	4.8	40.3
11/20/2015 10:41:00 PM	5.7	44.8
11/20/2015 10:42:00 PM	5.6	41.9
11/20/2015 10:43:00 PM	5.2	39.3
11/20/2015 10:44:00 PM	4.8	37.7
11/20/2015 10:45:00 PM	4.2	34.7
11/20/2015 10:46:00 PM	3.8	35.4
11/20/2015 10:47:00 PM	4.5	38.5
11/20/2015 10:48:00 PM	4.5	36.6
11/20/2015 10:49:00 PM	4.0	35.6
11/20/2015 10:50:00 PM	4.1	35.7
11/20/2015 10:51:00 PM	4.1	36.8
11/20/2015 10:52:00 PM	4.4	39.9
11/20/2015 10:53:00 PM	4.9	36.9
11/20/2015 10:54:00 PM	4.3	38.5
11/20/2015 10:55:00 PM	5.0	40.8
11/20/2015 10:56:00 PM	4.6	38.5
11/20/2015 10:57:00 PM	5.0	43.0
11/20/2015 10:58:00 PM	5.8	43.7
11/20/2015 10:59:00 PM	4.7	37.5
11/20/2015 11:00:00 PM	4.7	40.7
11/20/2015 11:01:00 PM	5.3	42.2
11/20/2015 11:02:00 PM	5.3	41.2
11/20/2015 11:03:00 PM	4.9	41.3
11/20/2015 11:04:00 PM	4.9	40.2
11/20/2015 11:05:00 PM	4.8	40.5
11/20/2015 11:07:00 PM	5.6	41.4
11/20/2015 11:08:00 PM	4.8	41.8
11/20/2015 11:09:00 PM	5.5	42.6
11/20/2015 11:10:00 PM	5.3	44.3
11/20/2015 11:11:00 PM	5.5	47.4
11/20/2015 11:12:00 PM	5.2	43.8
11/20/2015 11:13:00 PM	4.6	37.5
11/20/2015 11:14:00 PM	4.1	35.9
11/20/2015 11:15:00 PM	4.7	40.5
11/20/2015 11:16:00 PM	4.9	42.2
11/20/2015 11:17:00 PM	5.7	42.4
11/20/2015 11:18:00 PM	4.7	36.1
11/20/2015 11:19:00 PM	4.7	38.9
11/20/2015 11:20:00 PM	5.3	41.1
11/20/2015 11:21:00 PM	4.8	37.6
11/20/2015 11:22:00 PM	4.5	37.9

11/20/2015 11:23:00 PM	4.5	34.8
11/20/2015 11:24:00 PM	4.2	37.9
11/20/2015 11:25:00 PM	4.4	39.4
11/20/2015 11:26:00 PM	5.2	43.0
11/20/2015 11:27:00 PM	4.8	37.6
11/20/2015 11:28:00 PM	4.2	37.0
11/20/2015 11:29:00 PM	3.8	34.6
11/20/2015 11:30:00 PM	4.0	36.5
11/20/2015 11:31:00 PM	5.0	41.2
11/20/2015 11:32:00 PM	5.2	42.2
11/20/2015 11:33:00 PM	4.5	38.4
11/20/2015 11:34:00 PM	4.2	35.9
11/20/2015 11:35:00 PM	3.7	35.6
11/20/2015 11:36:00 PM	5.0	38.6
11/20/2015 11:37:00 PM	4.3	35.4
11/20/2015 11:38:00 PM	4.6	38.6
11/20/2015 11:39:00 PM	4.6	38.7
11/20/2015 11:40:00 PM	4.9	37.1
11/20/2015 11:41:00 PM	4.0	35.4
11/20/2015 11:42:00 PM	3.9	34.9
11/20/2015 11:43:00 PM	3.7	35.4
11/20/2015 11:44:00 PM	4.5	37.7
11/20/2015 11:45:00 PM	4.0	34.5
11/20/2015 11:46:00 PM	3.7	36.3
11/20/2015 11:47:00 PM	4.7	37.5
11/20/2015 11:48:00 PM	4.4	37.9
11/20/2015 11:49:00 PM	4.7	37.2
11/20/2015 11:50:00 PM	4.0	33.9
11/20/2015 11:52:00 PM	3.8	35.7
11/20/2015 11:53:00 PM	4.5	39.8
11/20/2015 11:54:00 PM	4.8	38.4
11/20/2015 11:55:00 PM	3.9	36.5
11/20/2015 11:56:00 PM	3.8	35.0
11/20/2015 11:57:00 PM	4.0	36.1
11/20/2015 11:58:00 PM	4.6	38.8
11/20/2015 11:59:00 PM	4.2	34.6
11/21/2015 12:01:00 AM	3.7	35.1
11/21/2015 12:02:00 AM	3.9	34.0
11/21/2015 12:03:00 AM	4.1	40.8
11/21/2015 12:04:00 AM	5.3	42.8
11/21/2015 12:05:00 AM	5.3	39.5
11/21/2015 12:06:00 AM	4.6	36.2
11/21/2015 12:07:00 AM	3.6	33.6
11/21/2015 12:11:00 AM	3.6	34.1
11/21/2015 12:12:00 AM	4.1	35.3
11/21/2015 12:25:00 AM	3.8	36.6
11/21/2015 12:26:00 AM	4.3	34.3
11/21/2015 12:30:00 AM	4.8	38.9
11/21/2015 12:31:00 AM	4.0	35.8
11/21/2015 12:32:00 AM	4.7	37.6
11/21/2015 12:33:00 AM	4.5	36.2
11/21/2015 12:34:00 AM	3.7	34.1
11/21/2015 12:35:00 AM	3.8	37.7
11/21/2015 12:36:00 AM	4.7	38.8
11/21/2015 12:37:00 AM	4.9	36.8

11/21/2015 12:38:00 AM	4.1	35.5
11/21/2015 12:39:00 AM	3.8	46.9
11/21/2015 12:40:00 AM	4.2	43.4
11/21/2015 12:41:00 AM	4.5	39.3
11/21/2015 12:42:00 AM	4.3	36.6
11/21/2015 12:43:00 AM	4.3	35.8
11/21/2015 12:44:00 AM	4.3	34.7
11/21/2015 12:45:00 AM	3.7	34.2
11/21/2015 12:46:00 AM	4.0	34.4
11/21/2015 12:48:00 AM	3.7	33.4
11/21/2015 12:49:00 AM	3.5	33.5
11/21/2015 12:52:00 AM	4.0	37.2
11/21/2015 12:53:00 AM	4.0	34.2
11/21/2015 12:54:00 AM	4.2	34.9
11/21/2015 12:55:00 AM	4.3	37.4
11/21/2015 12:56:00 AM	4.2	34.8
11/21/2015 12:57:00 AM	3.7	37.7
11/21/2015 12:58:00 AM	4.0	33.7
11/21/2015 12:59:00 AM	3.6	33.2
11/21/2015 1:22:00 AM	4.0	34.6
11/21/2015 1:23:00 AM	3.7	34.0
11/21/2015 1:24:00 AM	3.6	33.8
11/21/2015 1:25:00 AM	3.6	33.3
11/21/2015 1:28:00 AM	4.0	35.2
11/21/2015 1:40:00 AM	4.0	37.1
11/21/2015 1:42:00 AM	3.9	33.9
11/22/2015 4:53:00 AM	7.1	53.8
11/24/2015 1:01:00 AM	4.0	36.0
11/24/2015 1:02:00 AM	3.5	34.5
11/24/2015 1:04:00 AM	3.5	36.8
11/24/2015 1:05:00 AM	4.4	37.9
11/24/2015 1:07:00 AM	4.6	37.2
11/24/2015 1:08:00 AM	3.9	38.1
11/24/2015 1:09:00 AM	4.9	44.1
11/24/2015 1:10:00 AM	5.9	44.1
11/24/2015 1:11:00 AM	6.0	53.0
11/24/2015 1:12:00 AM	6.6	49.0
11/24/2015 1:13:00 AM	6.6	49.5
11/24/2015 1:14:00 AM	6.7	49.5
11/24/2015 1:15:00 AM	6.1	48.0
11/24/2015 1:16:00 AM	6.7	50.7
11/24/2015 1:17:00 AM	6.7	50.8
11/24/2015 1:18:00 AM	6.4	48.8
11/24/2015 1:19:00 AM	6.2	52.0
11/24/2015 1:20:00 AM	6.8	49.4
11/24/2015 1:21:00 AM	6.1	49.0
11/24/2015 1:22:00 AM	5.0	49.5
11/24/2015 1:23:00 AM	6.2	46.3
11/24/2015 1:27:00 AM	6.1	48.3
11/24/2015 1:28:00 AM	6.0	46.0
11/24/2015 1:29:00 AM	6.1	48.6
11/24/2015 1:30:00 AM	5.8	45.5
11/24/2015 1:31:00 AM	5.6	47.3
11/24/2015 1:32:00 AM	6.6	52.8
11/24/2015 1:33:00 AM	7.2	51.3

11/24/2015 1:34:00 AM	5.6	46.2
11/24/2015 1:35:00 AM	7.0	52.2
11/24/2015 1:36:00 AM	6.1	50.5
11/24/2015 1:37:00 AM	6.7	47.8
11/24/2015 1:38:00 AM	6.5	49.0
11/24/2015 1:39:00 AM	5.6	44.9
11/24/2015 1:41:00 AM	6.6	46.1
11/24/2015 1:42:00 AM	5.1	43.5
11/24/2015 1:43:00 AM	5.3	45.8
11/24/2015 1:44:00 AM	5.0	45.8
11/24/2015 1:45:00 AM	5.8	45.7
11/24/2015 1:46:00 AM	6.1	46.5
11/24/2015 1:47:00 AM	5.4	45.5
11/24/2015 1:48:00 AM	5.3	45.0
11/24/2015 1:49:00 AM	5.6	45.4
11/24/2015 1:50:00 AM	5.0	41.1
11/24/2015 1:51:00 AM	4.6	40.4
11/24/2015 1:52:00 AM	4.5	39.3
11/24/2015 1:53:00 AM	4.6	46.1
11/24/2015 1:54:00 AM	5.6	45.5
11/24/2015 1:55:00 AM	6.4	52.4
11/24/2015 1:56:00 AM	6.7	51.1
11/24/2015 1:57:00 AM	5.8	44.9
11/24/2015 1:58:00 AM	6.1	48.7
11/24/2015 1:59:00 AM	4.8	43.5
11/24/2015 2:00:00 AM	5.4	46.1
11/24/2015 2:01:00 AM	6.3	49.2
11/24/2015 2:03:00 AM	4.8	40.5
11/24/2015 2:04:00 AM	5.0	40.8
11/24/2015 2:05:00 AM	4.3	39.3
11/24/2015 2:06:00 AM	5.2	47.5
11/24/2015 2:07:00 AM	6.3	48.8
11/24/2015 2:08:00 AM	6.0	48.4
11/24/2015 2:09:00 AM	6.0	47.7
11/24/2015 2:10:00 AM	4.9	40.4
11/24/2015 2:11:00 AM	4.8	42.0
11/24/2015 2:12:00 AM	4.9	41.6
11/24/2015 2:13:00 AM	6.0	47.3
11/24/2015 2:14:00 AM	5.4	50.2
11/24/2015 2:15:00 AM	6.2	47.5
11/24/2015 2:16:00 AM	5.4	44.5
11/24/2015 2:17:00 AM	6.1	49.4
11/24/2015 2:18:00 AM	5.7	46.1
11/24/2015 2:20:00 AM	7.0	55.0
11/24/2015 2:21:00 AM	7.1	50.4
11/24/2015 2:22:00 AM	6.1	47.8
11/24/2015 2:23:00 AM	6.0	47.0
11/24/2015 2:24:00 AM	6.4	50.5
11/24/2015 2:25:00 AM	6.3	49.1
11/24/2015 2:26:00 AM	6.8	50.0
11/24/2015 2:27:00 AM	6.9	51.3
11/24/2015 2:28:00 AM	6.7	50.6
11/24/2015 2:29:00 AM	7.4	53.6
11/24/2015 2:30:00 AM	6.2	52.1
11/24/2015 2:31:00 AM	7.3	51.3

11/24/2015 2:32:00 AM	7.2	52.1
11/24/2015 2:33:00 AM	5.9	47.2
11/24/2015 2:34:00 AM	5.6	46.7
11/24/2015 2:35:00 AM	6.9	52.3
11/24/2015 2:36:00 AM	6.4	49.5
11/24/2015 2:37:00 AM	5.9	47.7
11/24/2015 2:38:00 AM	5.5	45.4
11/24/2015 2:39:00 AM	5.4	45.5
11/24/2015 2:40:00 AM	5.5	42.5
11/24/2015 2:41:00 AM	4.1	39.7
11/24/2015 2:42:00 AM	4.6	41.5
11/24/2015 2:43:00 AM	5.1	44.8
11/24/2015 2:44:00 AM	4.6	41.5
11/24/2015 2:45:00 AM	5.0	40.5
11/24/2015 2:46:00 AM	4.7	41.4
11/24/2015 2:47:00 AM	3.9	36.7
11/24/2015 2:48:00 AM	4.0	43.9
11/24/2015 2:49:00 AM	5.3	43.2
11/24/2015 2:50:00 AM	4.7	39.9
11/24/2015 2:52:00 AM	4.6	40.3
11/24/2015 2:53:00 AM	3.5	38.2
11/24/2015 2:54:00 AM	4.8	41.5
11/24/2015 2:55:00 AM	4.7	38.2
11/24/2015 2:57:00 AM	3.7	41.5
11/24/2015 2:58:00 AM	4.5	42.6
11/24/2015 2:59:00 AM	5.0	40.3
11/24/2015 3:00:00 AM	4.4	39.8
11/24/2015 3:01:00 AM	4.7	38.7
11/24/2015 3:02:00 AM	4.4	39.7
11/24/2015 3:03:00 AM	4.0	37.7
11/24/2015 3:04:00 AM	4.9	44.6
11/24/2015 3:05:00 AM	5.2	43.1
11/24/2015 3:06:00 AM	5.6	44.5
11/24/2015 3:07:00 AM	5.2	40.5
11/24/2015 3:08:00 AM	4.9	42.5
11/24/2015 3:09:00 AM	5.3	43.7
11/24/2015 3:10:00 AM	6.6	52.9
11/24/2015 3:11:00 AM	6.6	47.7
11/24/2015 3:13:00 AM	7.5	50.1
11/24/2015 3:14:00 AM	5.9	44.5
11/24/2015 3:15:00 AM	5.5	46.1
11/24/2015 3:16:00 AM	6.4	46.5
11/24/2015 3:17:00 AM	4.9	39.1
11/24/2015 3:18:00 AM	4.1	44.4
11/24/2015 3:19:00 AM	6.1	46.6
11/24/2015 3:20:00 AM	4.7	38.8
11/24/2015 3:21:00 AM	4.3	37.0
11/24/2015 3:22:00 AM	4.0	39.7
11/24/2015 3:23:00 AM	4.4	40.3
11/24/2015 3:24:00 AM	5.1	42.3
11/24/2015 3:25:00 AM	4.8	39.0
11/24/2015 3:26:00 AM	4.7	42.9
11/24/2015 3:28:00 AM	5.3	42.7
11/24/2015 3:29:00 AM	5.7	46.9
11/24/2015 3:30:00 AM	5.3	44.5

11/24/2015 3:31:00 AM	4.8	39.0
11/24/2015 3:32:00 AM	4.5	39.3
11/24/2015 3:33:00 AM	4.4	37.4
11/24/2015 3:34:00 AM	4.0	36.3
11/24/2015 3:35:00 AM	4.3	41.4
11/24/2015 3:36:00 AM	4.9	39.2
11/24/2015 3:37:00 AM	4.5	37.4
11/24/2015 3:38:00 AM	4.8	40.6
11/24/2015 3:39:00 AM	5.3	45.9
11/24/2015 3:40:00 AM	6.0	47.2
11/24/2015 3:41:00 AM	5.9	45.5
11/24/2015 3:42:00 AM	5.3	45.3
11/24/2015 3:43:00 AM	6.1	51.5
11/24/2015 3:44:00 AM	7.0	53.9
11/24/2015 3:46:00 AM	6.7	52.5
11/24/2015 3:47:00 AM	7.2	52.1
11/24/2015 3:48:00 AM	6.8	52.0
11/24/2015 3:49:00 AM	6.6	48.2
11/24/2015 3:50:00 AM	5.9	49.8
11/24/2015 3:51:00 AM	7.4	53.3
11/24/2015 3:52:00 AM	6.1	48.2
11/24/2015 3:53:00 AM	6.4	48.0
11/24/2015 3:54:00 AM	6.6	52.6
11/24/2015 3:56:00 AM	6.9	51.1
11/24/2015 3:57:00 AM	6.5	47.6
11/24/2015 3:58:00 AM	7.3	55.5
11/24/2015 4:00:00 AM	6.0	51.3
11/24/2015 4:01:00 AM	6.5	48.2
11/24/2015 4:02:00 AM	6.2	49.5
11/24/2015 4:03:00 AM	6.0	51.4
11/24/2015 4:04:00 AM	6.6	49.1
11/24/2015 4:05:00 AM	6.2	44.0
11/24/2015 4:06:00 AM	6.0	53.3
11/24/2015 4:07:00 AM	6.7	50.1
11/24/2015 4:08:00 AM	6.1	47.9
11/24/2015 4:09:00 AM	5.1	42.3
11/24/2015 4:10:00 AM	4.9	44.1
11/24/2015 4:11:00 AM	6.4	52.3
11/24/2015 4:12:00 AM	6.4	53.1
11/24/2015 4:14:00 AM	7.1	50.3
11/24/2015 4:15:00 AM	6.7	49.7
11/24/2015 4:16:00 AM	6.4	49.9
11/24/2015 4:17:00 AM	6.3	46.6
11/24/2015 4:18:00 AM	5.4	44.6
11/24/2015 4:19:00 AM	5.4	46.6
11/24/2015 4:20:00 AM	5.7	47.4
11/24/2015 4:21:00 AM	5.9	46.5
11/24/2015 4:22:00 AM	5.2	41.6
11/24/2015 4:23:00 AM	4.9	40.9
11/24/2015 4:24:00 AM	5.3	44.5
11/24/2015 4:27:00 AM	6.0	47.7
11/24/2015 4:28:00 AM	6.2	47.4
11/24/2015 4:29:00 AM	6.2	46.1
11/24/2015 4:30:00 AM	6.2	47.0
11/24/2015 4:31:00 AM	6.0	47.5

11/24/2015 4:32:00 AM	5.8	44.7
11/24/2015 4:33:00 AM	5.3	44.5
11/24/2015 4:34:00 AM	5.5	43.4
11/24/2015 4:35:00 AM	5.7	48.1
11/24/2015 4:36:00 AM	6.5	51.0
11/24/2015 4:37:00 AM	7.3	51.7
11/24/2015 4:38:00 AM	5.9	43.8
11/24/2015 4:40:00 AM	5.2	40.1
11/24/2015 4:41:00 AM	4.3	39.9
11/24/2015 4:42:00 AM	5.1	47.2
11/24/2015 4:43:00 AM	6.3	49.8
11/24/2015 4:44:00 AM	6.8	48.7
11/24/2015 4:45:00 AM	5.6	42.3
11/24/2015 4:46:00 AM	5.2	45.0
11/24/2015 4:47:00 AM	5.4	43.4
11/24/2015 4:48:00 AM	5.2	45.1
11/24/2015 4:49:00 AM	5.6	43.6
11/24/2015 4:50:00 AM	4.4	39.0
11/24/2015 4:51:00 AM	4.7	39.1
11/24/2015 4:52:00 AM	4.4	41.8
11/24/2015 4:53:00 AM	5.3	43.4
11/24/2015 4:55:00 AM	6.4	47.7
11/24/2015 4:56:00 AM	6.0	47.4
11/24/2015 4:57:00 AM	5.7	45.3
11/24/2015 4:58:00 AM	6.0	48.2
11/24/2015 4:59:00 AM	6.1	47.9
11/25/2015 10:00:00 PM	5.5	44.8
11/25/2015 10:01:00 PM	5.5	43.0
11/25/2015 10:02:00 PM	4.8	43.8
11/25/2015 10:03:00 PM	5.8	43.1
11/25/2015 10:04:00 PM	5.1	41.8
11/25/2015 10:05:00 PM	5.0	42.0
11/25/2015 10:06:00 PM	4.9	42.3
11/25/2015 10:07:00 PM	4.8	41.4
11/25/2015 10:08:00 PM	4.7	44.5
11/25/2015 10:10:00 PM	5.2	42.9
11/25/2015 10:11:00 PM	5.3	43.5
11/25/2015 10:12:00 PM	4.8	42.1
11/25/2015 10:13:00 PM	5.1	42.6
11/25/2015 10:14:00 PM	5.1	44.7
11/25/2015 10:15:00 PM	4.3	41.9
11/25/2015 10:16:00 PM	4.2	41.1
11/25/2015 10:17:00 PM	4.6	43.0
11/25/2015 10:18:00 PM	5.6	42.0
11/25/2015 10:19:00 PM	4.8	41.3
11/25/2015 10:20:00 PM	5.1	42.8
11/25/2015 10:21:00 PM	4.9	43.7
11/25/2015 10:22:00 PM	5.0	42.1
11/25/2015 10:23:00 PM	4.1	44.3
11/25/2015 10:24:00 PM	5.1	45.0
11/25/2015 10:26:00 PM	5.9	44.0
11/25/2015 10:27:00 PM	4.8	42.5
11/25/2015 10:29:00 PM	5.7	45.0
11/25/2015 10:30:00 PM	5.5	46.1
11/25/2015 10:31:00 PM	5.8	45.9

11/25/2015 10:32:00 PM	5.7	46.6
11/25/2015 10:33:00 PM	5.8	44.2
11/25/2015 10:34:00 PM	5.2	45.3
11/25/2015 10:35:00 PM	5.4	46.7
11/25/2015 10:36:00 PM	5.2	44.5
11/25/2015 10:37:00 PM	5.6	45.4
11/25/2015 10:38:00 PM	5.8	46.6
11/25/2015 10:39:00 PM	5.6	47.2
11/25/2015 10:40:00 PM	5.8	47.4
11/25/2015 10:41:00 PM	6.5	48.8
11/25/2015 10:42:00 PM	6.2	46.1
11/25/2015 10:43:00 PM	5.5	44.4
11/25/2015 10:45:00 PM	5.5	45.8
11/25/2015 10:46:00 PM	5.9	48.5
11/25/2015 10:47:00 PM	5.2	43.8
11/25/2015 10:48:00 PM	5.6	45.9
11/25/2015 10:49:00 PM	4.7	42.3
11/25/2015 10:50:00 PM	5.0	46.4
11/25/2015 10:51:00 PM	6.0	49.2
11/25/2015 10:52:00 PM	5.9	47.9
11/25/2015 10:53:00 PM	6.0	46.6
11/25/2015 10:54:00 PM	6.0	46.7
11/25/2015 10:55:00 PM	6.1	47.1
11/25/2015 10:56:00 PM	5.7	46.4
11/25/2015 10:57:00 PM	5.6	44.2
11/25/2015 10:58:00 PM	5.8	46.2
11/25/2015 11:02:00 PM	3.7	45.4
11/25/2015 11:03:00 PM	5.1	46.5
11/25/2015 11:04:00 PM	5.7	44.4
11/25/2015 11:05:00 PM	5.5	46.4
11/25/2015 11:07:00 PM	3.8	41.7
11/25/2015 11:10:00 PM	6.7	49.5
11/25/2015 11:11:00 PM	6.4	44.8
11/25/2015 11:12:00 PM	5.7	47.3
11/25/2015 11:13:00 PM	5.5	49.5
11/25/2015 11:14:00 PM	7.0	52.2
11/25/2015 11:18:00 PM	7.2	52.8
11/25/2015 11:19:00 PM	6.8	47.8
11/25/2015 11:20:00 PM	6.3	51.1
11/25/2015 11:21:00 PM	6.9	49.8
11/25/2015 11:22:00 PM	6.5	50.4
11/25/2015 11:25:00 PM	5.0	49.8
11/25/2015 11:26:00 PM	6.5	48.3
11/25/2015 11:27:00 PM	6.0	45.5
11/25/2015 11:28:00 PM	5.8	46.7
11/25/2015 11:29:00 PM	5.3	45.2
11/25/2015 11:33:00 PM	6.2	49.5
11/25/2015 11:35:00 PM	4.8	45.3
11/25/2015 11:36:00 PM	5.8	47.5
11/25/2015 11:37:00 PM	5.6	45.8
11/25/2015 11:38:00 PM	5.0	46.1
11/25/2015 11:39:00 PM	5.1	45.8
11/25/2015 11:40:00 PM	5.4	45.9
11/25/2015 11:41:00 PM	5.2	46.6
11/25/2015 11:42:00 PM	6.1	49.1



11/25/2015 11:43:00 PM	6.3	48.8
11/25/2015 11:44:00 PM	5.6	47.9
11/25/2015 11:45:00 PM	6.1	48.0
11/25/2015 11:46:00 PM	6.0	45.6
11/25/2015 11:48:00 PM	5.1	44.2
11/25/2015 11:49:00 PM	4.5	44.2
11/25/2015 11:50:00 PM	5.9	46.9
11/25/2015 11:51:00 PM	4.9	41.3
11/25/2015 11:52:00 PM	5.1	45.1
11/25/2015 11:53:00 PM	5.7	48.0
11/25/2015 11:54:00 PM	5.6	47.3
11/25/2015 11:55:00 PM	5.4	45.2
11/25/2015 11:56:00 PM	5.3	45.0
11/25/2015 11:57:00 PM	5.3	45.2
11/25/2015 11:58:00 PM	5.0	42.7
11/25/2015 11:59:00 PM	4.9	43.5
11/26/2015 12:00:00 AM	5.3	42.8
11/26/2015 12:01:00 AM	4.7	43.5
11/26/2015 12:02:00 AM	5.4	43.9
11/26/2015 12:03:00 AM	4.5	43.5
11/26/2015 12:04:00 AM	4.8	40.0
11/26/2015 12:06:00 AM	4.3	43.3
11/26/2015 12:07:00 AM	5.1	44.8
11/26/2015 12:08:00 AM	5.4	43.5
11/26/2015 12:09:00 AM	4.2	42.2
11/26/2015 12:10:00 AM	5.1	43.5
11/26/2015 12:11:00 AM	5.1	41.3
11/26/2015 12:12:00 AM	3.9	39.9
11/26/2015 12:15:00 AM	5.1	42.3
11/26/2015 12:16:00 AM	3.9	41.8
11/26/2015 12:17:00 AM	4.5	43.7
11/26/2015 12:18:00 AM	4.6	43.1
11/26/2015 12:19:00 AM	4.7	45.5
11/26/2015 12:20:00 AM	5.0	43.2
11/26/2015 12:21:00 AM	4.8	40.8
11/26/2015 12:22:00 AM	4.1	40.2
11/26/2015 12:23:00 AM	4.0	41.4
11/26/2015 12:24:00 AM	4.2	44.0
11/26/2015 12:25:00 AM	5.4	45.5
11/26/2015 12:26:00 AM	5.4	43.7
11/26/2015 12:27:00 AM	4.9	42.0
11/26/2015 12:28:00 AM	4.9	45.7
11/26/2015 12:29:00 AM	5.6	43.7
11/26/2015 12:30:00 AM	4.6	41.9
11/26/2015 12:31:00 AM	5.0	44.3
11/26/2015 12:32:00 AM	5.1	44.5
11/26/2015 12:33:00 AM	4.8	43.2
11/26/2015 12:34:00 AM	4.8	43.2
11/26/2015 12:35:00 AM	5.5	44.0
11/26/2015 12:36:00 AM	4.9	42.6
11/26/2015 12:37:00 AM	4.8	43.6
11/26/2015 12:38:00 AM	4.4	43.0
11/26/2015 12:39:00 AM	5.1	41.3
11/26/2015 12:40:00 AM	5.1	42.8
11/26/2015 12:41:00 AM	5.5	50.2

11/26/2015 12:42:00 AM	6.2	45.6
11/26/2015 12:43:00 AM	4.7	44.4
11/26/2015 12:44:00 AM	5.3	44.0
11/26/2015 12:45:00 AM	5.4	49.5
11/26/2015 12:46:00 AM	5.7	45.4
11/26/2015 12:47:00 AM	4.9	43.7
11/26/2015 12:48:00 AM	5.2	46.9
11/26/2015 12:49:00 AM	5.5	45.6
11/26/2015 12:50:00 AM	5.2	45.8
11/26/2015 12:51:00 AM	5.4	44.9
11/26/2015 12:52:00 AM	4.9	44.0
11/26/2015 12:53:00 AM	4.9	43.3
11/26/2015 12:54:00 AM	4.8	43.5
11/26/2015 12:55:00 AM	5.1	45.3
11/26/2015 12:56:00 AM	4.5	43.4
11/26/2015 12:57:00 AM	4.7	44.0
11/26/2015 12:58:00 AM	5.0	42.6
11/26/2015 12:59:00 AM	4.7	43.9
11/26/2015 1:00:00 AM	5.1	44.0
11/26/2015 1:01:00 AM	5.1	44.8
11/26/2015 1:02:00 AM	5.3	43.8
11/26/2015 1:03:00 AM	4.8	41.8
11/26/2015 1:04:00 AM	5.0	42.1
11/26/2015 1:05:00 AM	5.5	48.1
11/26/2015 1:06:00 AM	5.5	43.1
11/26/2015 1:07:00 AM	5.0	44.8
11/26/2015 1:08:00 AM	5.3	45.3
11/26/2015 1:09:00 AM	4.7	41.8
11/26/2015 1:10:00 AM	4.8	44.5
11/26/2015 1:11:00 AM	4.7	42.7
11/26/2015 1:12:00 AM	5.1	44.4
11/26/2015 1:13:00 AM	5.2	44.2
11/26/2015 1:14:00 AM	5.0	44.3
11/26/2015 1:15:00 AM	4.5	45.6
11/26/2015 1:16:00 AM	5.4	43.4
11/26/2015 1:17:00 AM	3.6	40.2
11/26/2015 1:18:00 AM	4.4	43.1
11/26/2015 1:19:00 AM	3.7	38.2
11/26/2015 1:20:00 AM	3.6	38.9
11/26/2015 1:24:00 AM	3.9	39.2
11/26/2015 1:28:00 AM	3.7	39.1
11/26/2015 1:29:00 AM	4.3	40.8
11/26/2015 1:30:00 AM	4.5	39.9
11/26/2015 1:31:00 AM	4.6	40.1
11/26/2015 1:32:00 AM	4.5	38.6
11/26/2015 1:37:00 AM	3.8	39.3
11/26/2015 1:38:00 AM	4.5	40.3
11/26/2015 1:39:00 AM	4.3	40.9
11/26/2015 1:40:00 AM	4.3	37.0
11/26/2015 1:41:00 AM	4.0	38.2
11/26/2015 1:42:00 AM	3.9	39.5
11/26/2015 1:43:00 AM	4.5	39.5
11/26/2015 1:44:00 AM	4.1	39.1
11/26/2015 1:45:00 AM	3.6	37.7
11/26/2015 1:46:00 AM	4.1	38.2

11/26/2015 1:47:00 AM	4.2	38.2
11/26/2015 1:48:00 AM	3.8	38.9
11/26/2015 1:49:00 AM	3.7	37.2
11/26/2015 1:53:00 AM	3.5	37.2
11/26/2015 1:54:00 AM	3.5	37.5
11/26/2015 1:55:00 AM	4.2	38.7
11/26/2015 1:56:00 AM	3.9	38.7
11/26/2015 1:57:00 AM	4.4	38.9
11/26/2015 1:58:00 AM	4.5	38.5
11/26/2015 1:59:00 AM	4.2	37.8
11/26/2015 2:00:00 AM	4.1	38.1
11/26/2015 2:01:00 AM	3.9	38.1
11/26/2015 2:02:00 AM	4.4	39.2
11/26/2015 2:03:00 AM	4.2	39.1
11/26/2015 2:04:00 AM	4.1	38.6
11/26/2015 2:05:00 AM	3.9	38.0
11/26/2015 2:06:00 AM	4.0	38.1
11/26/2015 2:12:00 AM	3.9	37.4
11/26/2015 2:13:00 AM	3.7	37.1
11/26/2015 2:14:00 AM	3.6	37.4
11/26/2015 2:15:00 AM	4.5	38.9
11/26/2015 2:16:00 AM	4.4	38.8
11/26/2015 2:17:00 AM	4.5	38.8
11/26/2015 2:18:00 AM	4.3	38.4
11/26/2015 2:19:00 AM	4.3	37.9
11/26/2015 2:20:00 AM	4.0	37.3
11/26/2015 2:21:00 AM	4.1	37.8
11/26/2015 2:22:00 AM	4.4	39.0
11/26/2015 2:23:00 AM	4.1	37.6
11/26/2015 2:24:00 AM	4.1	39.2
11/26/2015 2:25:00 AM	4.3	37.6
11/26/2015 2:26:00 AM	4.2	38.0
11/26/2015 2:27:00 AM	3.8	37.1
11/26/2015 2:28:00 AM	3.8	36.7
11/26/2015 2:29:00 AM	3.7	37.3
11/26/2015 2:30:00 AM	3.6	35.4
11/26/2015 2:50:00 AM	3.5	35.0
11/26/2015 2:52:00 AM	3.6	35.9
11/26/2015 2:53:00 AM	3.6	36.1
11/26/2015 2:54:00 AM	4.1	37.2
11/26/2015 2:55:00 AM	3.9	37.0
11/26/2015 2:56:00 AM	3.9	37.2
11/26/2015 2:57:00 AM	3.6	37.7
11/26/2015 2:59:00 AM	3.9	37.6
11/26/2015 3:00:00 AM	4.0	36.5
11/26/2015 3:04:00 AM	3.5	36.5
11/26/2015 3:05:00 AM	3.6	37.5
11/26/2015 3:06:00 AM	3.9	36.5
11/26/2015 3:07:00 AM	3.8	37.6
11/26/2015 3:10:00 AM	4.0	37.6
11/26/2015 3:11:00 AM	4.1	38.0
11/26/2015 3:12:00 AM	4.2	39.8
11/26/2015 3:13:00 AM	4.8	39.7
11/26/2015 3:14:00 AM	3.9	39.3
11/26/2015 3:15:00 AM	4.2	39.5

11/26/2015 3:16:00 AM	4.1	40.0
11/26/2015 3:17:00 AM	4.4	40.3
11/26/2015 3:18:00 AM	4.1	38.6
11/26/2015 3:19:00 AM	4.2	40.1
11/26/2015 3:20:00 AM	4.3	38.7
11/26/2015 3:21:00 AM	4.2	38.1
11/26/2015 3:22:00 AM	4.0	38.0
11/26/2015 3:23:00 AM	3.5	38.6
11/26/2015 3:24:00 AM	3.9	38.1
11/26/2015 3:25:00 AM	3.5	38.6
11/26/2015 3:26:00 AM	3.8	37.7
11/26/2015 3:28:00 AM	3.9	37.7
11/26/2015 3:32:00 AM	3.5	36.9
11/26/2015 3:34:00 AM	3.8	37.2
11/26/2015 3:35:00 AM	3.6	37.6
11/26/2015 3:36:00 AM	3.9	38.0
11/26/2015 3:37:00 AM	3.6	37.5
11/26/2015 3:38:00 AM	3.8	36.6
11/26/2015 10:04:00 PM	4.0	51.0
11/26/2015 10:07:00 PM	4.7	51.7
11/26/2015 10:17:00 PM	7.1	54.1
11/26/2015 10:20:00 PM	4.7	52.5
11/26/2015 10:46:00 PM	4.3	48.7
11/26/2015 10:48:00 PM	7.1	56.3
11/26/2015 10:50:00 PM	6.3	50.8
11/26/2015 10:51:00 PM	5.2	52.5
11/26/2015 10:58:00 PM	4.3	52.3
11/26/2015 11:00:00 PM	4.7	50.5
11/26/2015 11:05:00 PM	5.1	52.1
11/26/2015 11:08:00 PM	5.6	52.5
11/26/2015 11:12:00 PM	4.3	50.0
11/26/2015 11:17:00 PM	5.5	47.3
11/26/2015 11:20:00 PM	5.2	50.9
11/26/2015 11:23:00 PM	4.6	49.1
11/26/2015 11:24:00 PM	4.8	50.3
11/26/2015 11:27:00 PM	4.8	51.5
11/26/2015 11:32:00 PM	4.9	49.6
11/26/2015 11:36:00 PM	5.6	47.7
11/26/2015 11:37:00 PM	3.9	49.4
11/26/2015 11:38:00 PM	5.8	51.0
11/26/2015 11:39:00 PM	4.0	48.6
11/26/2015 11:40:00 PM	4.8	48.9
11/26/2015 11:41:00 PM	4.5	48.8
11/26/2015 11:51:00 PM	6.2	52.0
11/27/2015 12:04:00 AM	3.8	49.3
11/27/2015 12:05:00 AM	4.9	47.7
11/27/2015 12:15:00 AM	4.4	45.5
11/27/2015 12:19:00 AM	4.5	46.9
11/27/2015 12:23:00 AM	5.4	47.4
11/27/2015 12:24:00 AM	4.6	46.7
11/27/2015 12:26:00 AM	4.0	45.5
11/27/2015 12:30:00 AM	5.7	46.8
11/27/2015 12:32:00 AM	5.1	51.5
11/27/2015 12:34:00 AM	3.7	49.6
11/27/2015 11:10:00 PM	3.7	37.1

11/27/2015 11:57:00 PM	3.6	35.7
12/01/2015 10:00:00 PM	5.8	45.8
12/01/2015 10:01:00 PM	5.8	45.8
12/01/2015 10:02:00 PM	5.2	41.9
12/01/2015 10:03:00 PM	5.7	44.2
12/01/2015 10:04:00 PM	4.9	46.3
12/01/2015 10:06:00 PM	4.4	39.6
12/01/2015 10:07:00 PM	5.0	41.1
12/01/2015 10:08:00 PM	4.2	36.5
12/01/2015 10:09:00 PM	3.9	34.3
12/01/2015 10:10:00 PM	4.2	36.4
12/01/2015 10:11:00 PM	3.9	34.6
12/01/2015 10:12:00 PM	3.8	35.1
12/01/2015 10:13:00 PM	3.5	35.0
12/01/2015 10:14:00 PM	3.7	34.7
12/01/2015 10:15:00 PM	4.7	38.9
12/01/2015 10:16:00 PM	4.6	39.6
12/01/2015 10:17:00 PM	4.2	35.7
12/01/2015 10:18:00 PM	4.6	38.7
12/01/2015 10:19:00 PM	4.6	38.7
12/01/2015 10:20:00 PM	4.1	36.1
12/01/2015 10:21:00 PM	4.2	37.3
12/01/2015 10:22:00 PM	4.3	36.3
12/01/2015 10:23:00 PM	3.9	35.8
12/01/2015 10:24:00 PM	4.1	35.3
12/01/2015 10:25:00 PM	4.6	39.2
12/01/2015 10:26:00 PM	3.9	37.6
12/01/2015 10:28:00 PM	4.2	34.8
12/01/2015 10:29:00 PM	3.9	34.5
12/02/2015 2:07:00 AM	3.7	32.5
12/03/2015 4:37:00 AM	3.8	34.0
12/03/2015 4:38:00 AM	3.5	35.1
12/03/2015 4:39:00 AM	4.2	37.3
12/03/2015 4:40:00 AM	4.2	36.5
12/03/2015 4:41:00 AM	5.2	44.9
12/03/2015 4:42:00 AM	5.5	44.4
12/03/2015 4:43:00 AM	5.0	42.1
12/03/2015 4:44:00 AM	5.8	46.7
12/03/2015 4:45:00 AM	5.5	48.7
12/03/2015 4:46:00 AM	6.5	50.6
12/03/2015 4:47:00 AM	6.9	53.2
12/03/2015 4:48:00 AM	7.5	54.5
12/03/2015 4:49:00 AM	7.1	48.6
12/03/2015 4:50:00 AM	5.9	44.4
12/03/2015 4:51:00 AM	6.2	47.7
12/03/2015 4:52:00 AM	7.3	51.9
12/03/2015 4:53:00 AM	6.1	48.9
12/03/2015 4:55:00 AM	6.3	48.6
12/03/2015 4:56:00 AM	7.3	50.3
12/03/2015 4:57:00 AM	7.0	51.8
12/03/2015 4:59:00 AM	7.4	51.9
12/03/2015 10:00:00 PM	5.7	50.5
12/03/2015 10:01:00 PM	5.3	45.8
12/03/2015 10:02:00 PM	4.7	44.9
12/03/2015 10:03:00 PM	4.9	41.3

12/03/2015 10:04:00 PM	4.6	43.6
12/03/2015 10:05:00 PM	4.9	41.9
12/03/2015 10:06:00 PM	4.2	38.5
12/03/2015 10:07:00 PM	4.1	40.4
12/03/2015 10:08:00 PM	4.1	40.1
12/03/2015 10:09:00 PM	5.4	43.5
12/03/2015 10:10:00 PM	5.6	46.5
12/03/2015 10:11:00 PM	5.1	43.0
12/03/2015 10:12:00 PM	5.4	48.0
12/03/2015 10:13:00 PM	5.3	44.5
12/03/2015 10:14:00 PM	5.1	43.6
12/03/2015 10:15:00 PM	4.4	40.1
12/03/2015 10:16:00 PM	5.7	47.3
12/03/2015 10:17:00 PM	5.4	46.4
12/03/2015 10:18:00 PM	4.4	44.1
12/03/2015 10:19:00 PM	4.9	45.8
12/03/2015 10:20:00 PM	5.8	47.3
12/03/2015 10:21:00 PM	6.1	46.8
12/03/2015 10:22:00 PM	5.2	44.5
12/03/2015 10:23:00 PM	4.9	39.9
12/03/2015 10:24:00 PM	4.2	42.8
12/03/2015 10:25:00 PM	5.7	44.3
12/03/2015 10:26:00 PM	5.4	47.0
12/03/2015 10:27:00 PM	4.5	40.1
12/03/2015 10:28:00 PM	3.7	33.3
12/03/2015 10:30:00 PM	3.6	35.2
12/03/2015 10:31:00 PM	3.5	40.9
12/03/2015 10:32:00 PM	5.3	45.8
12/03/2015 10:33:00 PM	5.7	49.2
12/03/2015 10:34:00 PM	6.3	50.1
12/03/2015 10:35:00 PM	5.5	45.6
12/03/2015 10:37:00 PM	6.1	48.4
12/03/2015 10:38:00 PM	5.4	45.2
12/03/2015 10:39:00 PM	4.4	39.6
12/03/2015 10:40:00 PM	5.2	45.3
12/03/2015 10:41:00 PM	5.4	46.3
12/03/2015 10:42:00 PM	5.5	45.4
12/03/2015 10:43:00 PM	4.5	40.7
12/03/2015 10:44:00 PM	5.1	45.1
12/03/2015 10:45:00 PM	4.7	46.1
12/03/2015 10:46:00 PM	5.1	41.6
12/03/2015 10:47:00 PM	5.0	44.2
12/03/2015 10:48:00 PM	5.6	49.0
12/03/2015 10:49:00 PM	5.1	42.6
12/03/2015 10:50:00 PM	3.7	35.7
12/03/2015 10:51:00 PM	3.9	37.2
12/03/2015 10:52:00 PM	5.2	49.7
12/03/2015 10:53:00 PM	5.5	45.5
12/03/2015 10:54:00 PM	5.7	45.7
12/03/2015 10:55:00 PM	5.3	45.0
12/03/2015 10:56:00 PM	5.0	43.7
12/03/2015 10:57:00 PM	4.3	39.3
12/03/2015 10:58:00 PM	4.7	43.2
12/03/2015 10:59:00 PM	3.9	36.1
12/03/2015 11:00:00 PM	4.4	43.8

12/03/2015 11:01:00 PM	4.8	41.5
12/03/2015 11:02:00 PM	4.6	41.4
12/03/2015 11:03:00 PM	4.9	43.1
12/03/2015 11:04:00 PM	4.8	42.5
12/03/2015 11:05:00 PM	4.9	43.3
12/03/2015 11:06:00 PM	4.8	45.2
12/03/2015 11:07:00 PM	5.4	46.0
12/03/2015 11:08:00 PM	5.3	46.9
12/03/2015 11:09:00 PM	5.3	44.8
12/03/2015 11:10:00 PM	4.0	38.8
12/03/2015 11:11:00 PM	3.7	36.7
12/03/2015 11:13:00 PM	3.8	41.3
12/03/2015 11:14:00 PM	5.5	46.6
12/03/2015 11:15:00 PM	5.5	44.4
12/03/2015 11:16:00 PM	4.5	40.2
12/03/2015 11:17:00 PM	4.4	40.2
12/03/2015 11:18:00 PM	5.0	45.1
12/03/2015 11:19:00 PM	6.0	49.3
12/03/2015 11:20:00 PM	5.7	46.3
12/03/2015 11:21:00 PM	5.0	42.6
12/03/2015 11:22:00 PM	3.6	37.6
12/03/2015 11:23:00 PM	4.8	46.0
12/03/2015 11:24:00 PM	5.6	45.8
12/03/2015 11:25:00 PM	4.5	39.1
12/03/2015 11:26:00 PM	4.4	45.5
12/03/2015 11:27:00 PM	3.9	36.7
12/03/2015 11:28:00 PM	4.6	45.0
12/03/2015 11:29:00 PM	6.2	51.3
12/03/2015 11:30:00 PM	5.3	45.3
12/03/2015 11:31:00 PM	6.0	49.3
12/03/2015 11:32:00 PM	6.7	51.5
12/03/2015 11:33:00 PM	5.6	46.4
12/03/2015 11:34:00 PM	6.0	51.1
12/03/2015 11:38:00 PM	6.7	52.0
12/03/2015 11:39:00 PM	6.1	50.3
12/03/2015 11:40:00 PM	5.2	43.2
12/03/2015 11:41:00 PM	5.3	47.1
12/03/2015 11:42:00 PM	5.5	47.0
12/03/2015 11:43:00 PM	5.1	44.2
12/03/2015 11:44:00 PM	5.4	47.8
12/03/2015 11:45:00 PM	5.5	48.9
12/03/2015 11:46:00 PM	6.5	51.7
12/03/2015 11:47:00 PM	5.8	48.2
12/03/2015 11:48:00 PM	5.5	47.7
12/03/2015 11:49:00 PM	5.4	47.0
12/03/2015 11:50:00 PM	4.7	41.5
12/03/2015 11:51:00 PM	5.5	49.3
12/03/2015 11:52:00 PM	4.7	39.2
12/03/2015 11:53:00 PM	4.8	43.5
12/03/2015 11:54:00 PM	4.9	44.8
12/03/2015 11:55:00 PM	5.0	44.9
12/03/2015 11:56:00 PM	4.4	37.6
12/03/2015 11:57:00 PM	3.7	35.5
12/03/2015 11:58:00 PM	3.8	37.0
12/03/2015 11:59:00 PM	4.2	41.2

12/04/2015 12:00:00 AM	5.2	45.0
12/04/2015 12:01:00 AM	4.6	41.0
12/04/2015 12:02:00 AM	3.5	35.4
12/04/2015 12:04:00 AM	3.7	36.4
12/04/2015 12:05:00 AM	3.8	37.5
12/04/2015 12:08:00 AM	3.5	35.5
12/04/2015 12:09:00 AM	4.7	42.0
12/04/2015 12:10:00 AM	4.2	40.6
12/04/2015 12:11:00 AM	4.7	41.6
12/04/2015 12:12:00 AM	4.2	41.9
12/04/2015 12:13:00 AM	5.2	45.3
12/04/2015 12:14:00 AM	4.8	41.9
12/04/2015 12:15:00 AM	3.7	35.7
12/04/2015 12:16:00 AM	3.5	37.3
12/04/2015 12:17:00 AM	5.3	45.5
12/04/2015 12:18:00 AM	5.7	45.8
12/04/2015 12:19:00 AM	5.0	43.0
12/04/2015 12:20:00 AM	4.5	45.2
12/04/2015 12:21:00 AM	5.1	44.4
12/04/2015 12:22:00 AM	5.8	51.1
12/04/2015 12:24:00 AM	6.9	52.3
12/04/2015 12:25:00 AM	5.7	46.4
12/04/2015 12:26:00 AM	5.4	44.2
12/04/2015 12:27:00 AM	5.0	44.1
12/04/2015 12:28:00 AM	4.7	41.9
12/04/2015 12:29:00 AM	4.3	36.9
12/04/2015 12:30:00 AM	3.7	40.2
12/04/2015 12:31:00 AM	5.0	43.5
12/04/2015 12:32:00 AM	4.1	39.0
12/04/2015 12:33:00 AM	3.9	36.8
12/04/2015 12:34:00 AM	4.2	41.7
12/04/2015 12:35:00 AM	4.6	43.0
12/04/2015 12:36:00 AM	4.4	38.3
12/04/2015 12:37:00 AM	4.9	43.9
12/04/2015 12:38:00 AM	4.4	40.0
12/04/2015 12:39:00 AM	4.7	41.8
12/04/2015 12:40:00 AM	4.2	43.0
12/04/2015 12:41:00 AM	4.4	38.7
12/04/2015 12:42:00 AM	4.2	38.5
12/04/2015 12:43:00 AM	5.1	44.9
12/04/2015 12:44:00 AM	4.5	38.9
12/04/2015 12:45:00 AM	4.0	38.2
12/04/2015 12:47:00 AM	4.2	39.7
12/04/2015 12:48:00 AM	4.3	39.1
12/04/2015 12:49:00 AM	4.0	36.3
12/04/2015 12:50:00 AM	4.2	37.2
12/04/2015 12:51:00 AM	4.5	39.7
12/04/2015 12:52:00 AM	4.2	40.0
12/04/2015 12:53:00 AM	4.0	38.0
12/04/2015 12:54:00 AM	3.7	36.5
12/04/2015 12:55:00 AM	3.6	34.7
12/04/2015 12:57:00 AM	3.5	34.6
12/04/2015 1:01:00 AM	3.5	35.5
12/04/2015 1:12:00 AM	3.6	34.6
12/04/2015 1:22:00 AM	3.5	36.4



12/04/2015 1:33:00 AM	3.6	36.4
12/04/2015 1:34:00 AM	3.8	38.4
12/04/2015 1:35:00 AM	3.9	36.2
12/04/2015 1:37:00 AM	3.9	35.5
12/04/2015 1:39:00 AM	3.8	38.3
12/04/2015 1:40:00 AM	4.2	38.9
12/04/2015 1:41:00 AM	3.7	37.2
12/04/2015 1:42:00 AM	3.6	37.1
12/04/2015 1:43:00 AM	3.9	37.8
12/04/2015 1:44:00 AM	4.0	36.1
12/04/2015 1:46:00 AM	4.2	37.8
12/04/2015 1:47:00 AM	3.9	36.7
12/04/2015 1:49:00 AM	3.9	37.6
12/04/2015 1:50:00 AM	3.8	37.6
12/04/2015 1:52:00 AM	4.6	40.1
12/04/2015 1:53:00 AM	4.1	38.7
12/04/2015 1:54:00 AM	4.1	42.6
12/04/2015 1:55:00 AM	4.7	41.9
12/04/2015 1:56:00 AM	4.7	42.1
12/04/2015 1:57:00 AM	4.4	40.4
12/04/2015 1:58:00 AM	5.3	43.5
12/04/2015 1:59:00 AM	5.2	42.4
12/04/2015 2:00:00 AM	4.8	41.9
12/04/2015 2:01:00 AM	4.6	40.4
12/04/2015 2:02:00 AM	4.6	43.6
12/04/2015 2:03:00 AM	4.7	41.1
12/04/2015 2:04:00 AM	4.8	40.3
12/04/2015 2:05:00 AM	5.0	43.6
12/04/2015 2:06:00 AM	3.8	35.3
12/04/2015 2:08:00 AM	5.0	45.6
12/04/2015 2:09:00 AM	5.7	49.2
12/04/2015 2:10:00 AM	4.9	42.8
12/04/2015 2:11:00 AM	5.3	47.7
12/04/2015 2:12:00 AM	5.0	41.9
12/04/2015 2:13:00 AM	5.1	46.0
12/04/2015 2:14:00 AM	6.2	49.6
12/04/2015 2:15:00 AM	5.6	45.9
12/04/2015 2:16:00 AM	5.2	44.2
12/04/2015 2:17:00 AM	4.9	42.4
12/04/2015 2:18:00 AM	5.7	49.1
12/04/2015 2:19:00 AM	5.4	46.4
12/04/2015 2:20:00 AM	5.0	42.0
12/04/2015 2:21:00 AM	4.5	40.2
12/04/2015 2:22:00 AM	5.1	46.5
12/04/2015 2:23:00 AM	4.7	44.6
12/04/2015 2:24:00 AM	5.4	44.9
12/04/2015 2:25:00 AM	4.3	39.8
12/04/2015 2:26:00 AM	4.8	43.1
12/04/2015 2:27:00 AM	4.2	37.1
12/04/2015 2:28:00 AM	3.8	36.8
12/04/2015 2:29:00 AM	3.8	34.9
12/04/2015 2:30:00 AM	3.5	33.9
12/04/2015 2:31:00 AM	3.7	35.7
12/04/2015 2:33:00 AM	3.6	37.8
12/04/2015 2:34:00 AM	4.7	44.0

12/04/2015 2:35:00 AM	4.8	43.5
12/04/2015 2:36:00 AM	4.5	39.5
12/04/2015 2:37:00 AM	4.1	39.5
12/04/2015 2:38:00 AM	4.8	42.4
12/04/2015 2:39:00 AM	4.7	39.3
12/04/2015 2:40:00 AM	3.9	40.4
12/04/2015 2:41:00 AM	4.1	37.4
12/04/2015 2:42:00 AM	4.0	38.8
12/04/2015 2:43:00 AM	4.8	44.7
12/04/2015 2:44:00 AM	4.1	38.3
12/04/2015 2:45:00 AM	4.3	40.6
12/04/2015 2:46:00 AM	4.5	43.0
12/04/2015 2:47:00 AM	5.2	45.5
12/04/2015 2:48:00 AM	4.5	38.6
12/04/2015 2:49:00 AM	4.3	40.9
12/04/2015 2:51:00 AM	4.7	40.2
12/04/2015 2:52:00 AM	4.2	38.4
12/04/2015 2:53:00 AM	5.9	52.0
12/04/2015 2:54:00 AM	6.4	50.3
12/04/2015 2:55:00 AM	5.9	48.2
12/04/2015 2:56:00 AM	4.8	41.4
12/04/2015 2:57:00 AM	4.4	40.1
12/04/2015 2:58:00 AM	4.3	40.6
12/04/2015 2:59:00 AM	5.0	44.7
12/04/2015 3:00:00 AM	5.1	45.7
12/04/2015 3:01:00 AM	4.7	42.1
12/04/2015 3:02:00 AM	4.4	37.7
12/04/2015 3:03:00 AM	4.2	40.5
12/04/2015 3:04:00 AM	4.9	43.2
12/04/2015 3:05:00 AM	5.5	44.8
12/04/2015 3:06:00 AM	5.3	45.0
12/04/2015 3:07:00 AM	4.7	41.2
12/04/2015 3:08:00 AM	3.9	39.0
12/04/2015 3:09:00 AM	4.4	40.9
12/04/2015 3:10:00 AM	4.0	36.9
12/04/2015 3:11:00 AM	4.2	40.3
12/04/2015 3:12:00 AM	3.9	39.0
12/04/2015 3:13:00 AM	4.7	42.7
12/04/2015 3:14:00 AM	4.6	42.5
12/04/2015 3:15:00 AM	5.0	44.8
12/04/2015 3:16:00 AM	4.7	41.2
12/04/2015 3:17:00 AM	4.5	45.0
12/04/2015 3:18:00 AM	5.2	43.8
12/04/2015 3:19:00 AM	4.3	40.7
12/04/2015 3:20:00 AM	4.2	38.2
12/04/2015 3:21:00 AM	3.9	40.5
12/04/2015 3:22:00 AM	4.5	41.5
12/04/2015 3:23:00 AM	4.4	39.6
12/04/2015 3:24:00 AM	5.2	46.4
12/04/2015 3:25:00 AM	5.6	46.6
12/04/2015 3:26:00 AM	5.5	48.8
12/04/2015 3:27:00 AM	6.5	51.8
12/04/2015 3:28:00 AM	5.7	45.8
12/04/2015 3:29:00 AM	5.1	44.5
12/04/2015 3:30:00 AM	6.7	54.1

12/04/2015 3:31:00 AM	6.8	52.3
12/04/2015 3:32:00 AM	6.2	49.4
12/04/2015 3:33:00 AM	5.9	46.3
12/04/2015 3:34:00 AM	6.5	51.5
12/04/2015 3:35:00 AM	6.0	48.9
12/04/2015 3:36:00 AM	4.7	40.5
12/04/2015 3:37:00 AM	4.9	43.6
12/04/2015 3:38:00 AM	5.1	46.5
12/04/2015 3:39:00 AM	5.3	48.2
12/04/2015 3:40:00 AM	5.8	48.9
12/04/2015 3:41:00 AM	5.7	45.8
12/04/2015 3:42:00 AM	4.7	41.3
12/04/2015 3:43:00 AM	4.9	41.2
12/04/2015 3:44:00 AM	4.3	38.0
12/04/2015 3:45:00 AM	4.2	40.1
12/04/2015 3:46:00 AM	3.7	36.3
12/04/2015 3:47:00 AM	3.5	35.7
12/04/2015 3:48:00 AM	3.9	36.4
12/04/2015 3:49:00 AM	4.4	42.1
12/04/2015 3:50:00 AM	5.0	44.6
12/04/2015 3:51:00 AM	4.9	42.0
12/04/2015 3:52:00 AM	4.0	40.8
12/04/2015 3:53:00 AM	4.8	45.9
12/04/2015 3:54:00 AM	5.5	47.4
12/04/2015 3:55:00 AM	4.6	42.9
12/04/2015 3:56:00 AM	5.8	49.9
12/04/2015 3:57:00 AM	6.1	49.8
12/04/2015 3:58:00 AM	5.7	48.4
12/04/2015 3:59:00 AM	5.3	49.3
12/04/2015 4:00:00 AM	6.5	51.3
12/04/2015 4:01:00 AM	6.6	53.4
12/04/2015 4:02:00 AM	6.7	50.5
12/04/2015 4:03:00 AM	5.1	45.2
12/04/2015 4:04:00 AM	6.0	49.1
12/04/2015 4:05:00 AM	5.5	46.3
12/04/2015 4:06:00 AM	5.5	46.7
12/04/2015 4:07:00 AM	5.0	41.4
12/04/2015 4:09:00 AM	5.8	49.7
12/04/2015 4:10:00 AM	6.1	49.4
12/04/2015 4:11:00 AM	5.2	44.3
12/04/2015 4:12:00 AM	5.8	49.3
12/04/2015 4:13:00 AM	5.5	45.7
12/04/2015 4:14:00 AM	4.4	40.1
12/04/2015 4:15:00 AM	4.4	40.5
12/04/2015 4:16:00 AM	4.7	45.1
12/04/2015 4:17:00 AM	5.3	44.5
12/04/2015 4:18:00 AM	4.4	42.1
12/04/2015 4:19:00 AM	5.1	44.9
12/04/2015 4:20:00 AM	5.2	44.3
12/04/2015 4:21:00 AM	4.2	38.7
12/04/2015 4:22:00 AM	4.8	48.5
12/04/2015 4:23:00 AM	6.3	49.6
12/04/2015 4:24:00 AM	6.0	48.8
12/04/2015 4:25:00 AM	5.6	45.7
12/04/2015 4:26:00 AM	6.1	50.9

12/04/2015 4:27:00 AM	7.5	56.0
12/04/2015 4:28:00 AM	6.7	50.3
12/04/2015 4:29:00 AM	5.8	47.1
12/04/2015 4:30:00 AM	5.9	47.6
12/04/2015 4:31:00 AM	4.7	43.0
12/04/2015 4:32:00 AM	5.0	43.8
12/04/2015 4:33:00 AM	4.7	44.2
12/04/2015 4:34:00 AM	5.2	46.5
12/04/2015 4:35:00 AM	4.6	43.8
12/04/2015 4:36:00 AM	4.4	40.9
12/04/2015 4:37:00 AM	4.6	39.4
12/04/2015 4:38:00 AM	4.5	42.1
12/04/2015 4:39:00 AM	4.7	41.1
12/04/2015 4:40:00 AM	4.4	39.8
12/04/2015 4:41:00 AM	5.1	44.1
12/04/2015 4:42:00 AM	4.6	44.4
12/04/2015 4:43:00 AM	5.0	45.1
12/04/2015 4:44:00 AM	5.8	48.2
12/04/2015 4:45:00 AM	4.8	45.3
12/04/2015 4:46:00 AM	5.0	42.2
12/04/2015 4:47:00 AM	4.1	42.5
12/04/2015 4:48:00 AM	4.3	41.1
12/04/2015 4:49:00 AM	4.5	41.8
12/04/2015 4:50:00 AM	5.0	45.4
12/04/2015 4:51:00 AM	5.3	45.1
12/04/2015 4:52:00 AM	5.1	44.9
12/04/2015 4:53:00 AM	5.1	44.0
12/04/2015 4:54:00 AM	4.4	40.5
12/04/2015 4:55:00 AM	4.4	39.3
12/04/2015 4:56:00 AM	4.4	42.8
12/04/2015 4:57:00 AM	4.9	43.4
12/04/2015 4:58:00 AM	4.7	42.5
12/04/2015 4:59:00 AM	4.7	46.4
12/05/2015 10:00:00 PM	3.8	38.7
12/05/2015 10:30:00 PM	3.8	37.5
12/05/2015 10:31:00 PM	3.6	37.0
12/05/2015 10:32:00 PM	3.5	37.6
12/05/2015 10:36:00 PM	3.7	38.9
12/05/2015 10:39:00 PM	3.5	36.8
12/05/2015 10:48:00 PM	3.5	37.9
12/05/2015 10:54:00 PM	3.6	35.3
12/05/2015 11:22:00 PM	4.0	40.4
12/05/2015 11:26:00 PM	3.7	39.0
12/05/2015 11:27:00 PM	3.9	38.1
12/05/2015 11:28:00 PM	3.5	36.1
12/05/2015 11:32:00 PM	3.9	40.1
12/05/2015 11:44:00 PM	3.9	37.9
12/05/2015 11:45:00 PM	4.0	39.1
12/05/2015 11:46:00 PM	3.5	37.2
12/05/2015 11:47:00 PM	4.0	37.5
12/05/2015 11:48:00 PM	3.8	37.8
12/05/2015 11:49:00 PM	3.8	35.6
12/05/2015 11:50:00 PM	4.0	37.0
12/05/2015 11:51:00 PM	4.3	39.7
12/05/2015 11:55:00 PM	3.7	52.1

12/05/2015 11:56:00 PM	4.2	39.4
12/05/2015 11:57:00 PM	4.6	42.8
12/05/2015 11:58:00 PM	4.7	42.9
12/05/2015 11:59:00 PM	4.3	42.3
12/06/2015 12:01:00 AM	4.4	40.7
12/06/2015 12:02:00 AM	4.0	40.7
12/06/2015 12:03:00 AM	4.0	37.3
12/06/2015 12:04:00 AM	3.9	39.3
12/06/2015 12:05:00 AM	3.7	39.5
12/06/2015 12:06:00 AM	3.8	36.4
12/06/2015 12:36:00 AM	3.5	37.1
12/06/2015 12:44:00 AM	4.3	39.7
12/06/2015 12:45:00 AM	3.9	37.5
12/06/2015 12:47:00 AM	4.3	39.7
12/06/2015 12:48:00 AM	4.3	39.6
12/06/2015 1:24:00 AM	3.5	37.4
12/06/2015 1:25:00 AM	3.8	35.8
12/06/2015 1:26:00 AM	4.2	41.0
12/06/2015 1:29:00 AM	4.1	39.2
12/06/2015 1:33:00 AM	3.7	38.5
12/06/2015 1:35:00 AM	3.5	36.3
12/06/2015 1:36:00 AM	3.7	37.4
12/06/2015 1:38:00 AM	3.9	38.4
12/06/2015 1:40:00 AM	3.8	35.7
12/06/2015 1:42:00 AM	4.6	41.9
12/06/2015 1:43:00 AM	4.6	41.2
12/06/2015 1:49:00 AM	4.3	42.1
12/06/2015 1:50:00 AM	3.8	37.5
12/06/2015 3:04:00 AM	3.5	35.5
12/06/2015 3:12:00 AM	3.5	36.7
12/06/2015 3:13:00 AM	3.8	35.3
12/06/2015 3:18:00 AM	3.6	34.7
12/06/2015 3:23:00 AM	3.9	36.9
12/06/2015 3:34:00 AM	3.6	35.1
12/06/2015 3:35:00 AM	3.6	35.7
12/06/2015 3:38:00 AM	3.6	35.1
12/06/2015 3:39:00 AM	4.0	36.2
12/06/2015 3:44:00 AM	3.6	35.4
12/06/2015 3:53:00 AM	3.5	36.5
12/06/2015 3:56:00 AM	3.6	36.3
12/06/2015 3:58:00 AM	3.8	36.3
12/06/2015 3:59:00 AM	3.6	36.2
12/06/2015 4:00:00 AM	4.1	37.5
12/06/2015 4:01:00 AM	3.6	35.2
12/06/2015 4:02:00 AM	3.6	37.0
12/06/2015 4:06:00 AM	3.7	35.4
12/06/2015 4:11:00 AM	3.7	35.2
12/06/2015 4:12:00 AM	4.1	38.5
12/06/2015 4:13:00 AM	3.7	36.3
12/06/2015 4:14:00 AM	4.5	39.4
12/06/2015 4:15:00 AM	4.1	36.4
12/06/2015 4:19:00 AM	4.1	39.6
12/06/2015 4:20:00 AM	3.7	37.2
12/06/2015 4:21:00 AM	4.1	39.1
12/06/2015 4:22:00 AM	3.8	38.2

12/06/2015 4:23:00 AM	3.9	38.0
12/06/2015 4:24:00 AM	3.8	38.6
12/06/2015 4:25:00 AM	3.5	36.3
12/06/2015 4:29:00 AM	4.1	37.4
12/06/2015 4:30:00 AM	3.8	35.1
12/06/2015 4:40:00 AM	3.8	36.3
12/06/2015 4:42:00 AM	3.7	37.1
12/06/2015 4:43:00 AM	4.2	40.1
12/06/2015 4:44:00 AM	4.3	40.2
12/06/2015 4:46:00 AM	3.9	39.4
12/06/2015 4:47:00 AM	3.9	36.8
12/06/2015 4:48:00 AM	4.1	38.5
12/06/2015 4:49:00 AM	3.6	36.0
12/07/2015 10:13:00 PM	3.8	36.3
12/07/2015 10:14:00 PM	4.2	40.3
12/07/2015 10:15:00 PM	3.8	36.0
12/07/2015 10:18:00 PM	4.5	41.6
12/07/2015 10:19:00 PM	4.4	38.2
12/07/2015 10:20:00 PM	4.2	38.5
12/07/2015 10:21:00 PM	3.9	34.6
12/07/2015 10:32:00 PM	3.6	37.7
12/07/2015 10:33:00 PM	3.6	35.6
12/07/2015 10:35:00 PM	3.6	36.0
12/07/2015 10:39:00 PM	3.6	36.4
12/07/2015 11:01:00 PM	4.1	38.7
12/07/2015 11:06:00 PM	3.6	34.8
12/07/2015 11:08:00 PM	3.6	35.6
12/07/2015 11:09:00 PM	4.0	40.2
12/07/2015 11:10:00 PM	4.1	39.0
12/07/2015 11:11:00 PM	4.3	37.9
12/07/2015 11:12:00 PM	4.3	40.2
12/07/2015 11:13:00 PM	4.4	38.7
12/07/2015 11:14:00 PM	3.9	35.3
12/07/2015 11:17:00 PM	3.6	36.2
12/07/2015 11:18:00 PM	3.7	36.9
12/07/2015 11:51:00 PM	3.7	38.3
12/07/2015 11:54:00 PM	3.7	39.5
12/07/2015 11:55:00 PM	3.8	36.0
12/07/2015 11:56:00 PM	3.6	38.8
12/07/2015 11:57:00 PM	4.2	40.4
12/07/2015 11:58:00 PM	3.7	36.2
12/08/2015 12:00:00 AM	4.6	40.9
12/08/2015 12:01:00 AM	3.7	36.0
12/08/2015 12:02:00 AM	3.8	37.0
12/08/2015 12:09:00 AM	3.8	35.8
12/09/2015 12:49:00 AM	3.6	37.8
12/09/2015 12:57:00 AM	3.6	37.4
12/09/2015 12:58:00 AM	3.8	35.8
12/09/2015 1:00:00 AM	3.7	34.9
12/09/2015 1:01:00 AM	3.5	36.4
12/09/2015 1:02:00 AM	3.6	35.3
12/09/2015 1:08:00 AM	3.6	36.2
12/09/2015 1:37:00 AM	3.5	34.7
12/09/2015 1:42:00 AM	3.7	34.9
12/09/2015 1:43:00 AM	3.7	36.5

12/09/2015 1:44:00 AM	3.5	36.2
12/09/2015 1:49:00 AM	3.8	35.6
12/09/2015 1:50:00 AM	3.8	36.0
12/09/2015 1:51:00 AM	3.6	35.2
12/09/2015 2:10:00 AM	3.6	36.5
12/09/2015 2:13:00 AM	3.7	36.9
12/09/2015 2:14:00 AM	4.2	36.9
12/09/2015 2:23:00 AM	3.6	38.9
12/09/2015 2:24:00 AM	4.2	38.5
12/09/2015 2:25:00 AM	3.7	38.0
12/09/2015 2:26:00 AM	3.7	37.6
12/09/2015 2:42:00 AM	3.6	38.7
12/09/2015 3:12:00 AM	4.7	40.5
12/09/2015 3:14:00 AM	4.0	40.2
12/09/2015 3:17:00 AM	3.8	39.8
12/09/2015 3:23:00 AM	3.8	40.0
12/09/2015 3:36:00 AM	3.6	38.7
12/09/2015 3:37:00 AM	3.9	37.8
12/09/2015 3:42:00 AM	3.7	39.2
12/09/2015 3:45:00 AM	3.9	39.6
12/09/2015 3:58:00 AM	3.9	40.1
12/09/2015 3:59:00 AM	4.2	40.4
12/09/2015 4:00:00 AM	4.5	41.1
12/09/2015 4:01:00 AM	4.3	39.3
12/09/2015 4:02:00 AM	3.9	39.4
12/09/2015 4:03:00 AM	3.9	39.8
12/09/2015 4:04:00 AM	3.8	40.3
12/09/2015 4:05:00 AM	3.9	39.1
12/09/2015 4:09:00 AM	4.1	41.1
12/09/2015 4:11:00 AM	4.0	41.2
12/09/2015 4:12:00 AM	4.5	41.7
12/09/2015 4:13:00 AM	4.1	41.1
12/09/2015 4:14:00 AM	4.3	41.7
12/09/2015 4:15:00 AM	4.8	41.3
12/09/2015 4:16:00 AM	4.3	40.5
12/09/2015 4:17:00 AM	4.0	40.3
12/09/2015 4:18:00 AM	4.1	40.1
12/09/2015 4:19:00 AM	4.1	39.2
12/09/2015 4:21:00 AM	3.7	41.5
12/09/2015 4:22:00 AM	4.0	40.6
12/09/2015 4:27:00 AM	3.7	40.5
12/09/2015 4:28:00 AM	3.9	40.4
12/09/2015 4:29:00 AM	4.0	40.1
12/09/2015 4:30:00 AM	4.0	40.1
12/09/2015 4:31:00 AM	4.2	39.7
12/09/2015 4:32:00 AM	4.3	39.8
12/09/2015 4:33:00 AM	4.1	39.5
12/09/2015 4:34:00 AM	4.4	40.6
12/09/2015 4:35:00 AM	4.6	40.1
12/09/2015 4:36:00 AM	4.1	40.3
12/09/2015 4:37:00 AM	4.4	40.3
12/09/2015 4:38:00 AM	4.2	40.0
12/09/2015 4:39:00 AM	4.1	40.2
12/09/2015 4:40:00 AM	4.0	41.2
12/09/2015 4:41:00 AM	4.0	40.0

12/09/2015 4:42:00 AM	4.4	42.6
12/09/2015 4:43:00 AM	4.7	41.4
12/09/2015 4:44:00 AM	4.8	41.4
12/09/2015 4:45:00 AM	4.5	40.6
12/09/2015 4:46:00 AM	4.7	40.7
12/09/2015 4:47:00 AM	4.8	40.9
12/09/2015 4:48:00 AM	4.5	40.7
12/09/2015 4:49:00 AM	4.6	41.2
12/09/2015 4:50:00 AM	4.6	40.6
12/09/2015 4:51:00 AM	4.3	40.1
12/09/2015 4:52:00 AM	4.8	41.6
12/09/2015 4:53:00 AM	4.7	41.8
12/09/2015 4:54:00 AM	5.0	40.6
12/09/2015 4:55:00 AM	4.0	41.4
12/09/2015 4:56:00 AM	3.6	40.7
12/09/2015 4:58:00 AM	4.0	40.1
12/09/2015 4:59:00 AM	3.9	39.7
12/09/2015 10:39:00 PM	3.6	32.3
12/09/2015 10:40:00 PM	3.5	32.8
12/10/2015 4:55:00 AM	3.8	33.7
12/10/2015 11:46:00 PM	5.3	51.3
12/10/2015 11:47:00 PM	5.6	50.7
12/10/2015 11:53:00 PM	4.3	52.1
12/11/2015 12:12:00 AM	5.5	49.6
12/11/2015 12:22:00 AM	4.3	47.7
12/11/2015 12:30:00 AM	6.5	53.7
12/11/2015 12:31:00 AM	4.8	50.5
12/11/2015 12:32:00 AM	5.5	49.2
12/11/2015 12:39:00 AM	5.7	47.7
12/11/2015 12:44:00 AM	5.0	49.9
12/11/2015 12:48:00 AM	5.6	51.8
12/11/2015 12:49:00 AM	6.8	54.5
12/11/2015 12:51:00 AM	6.7	51.3
12/11/2015 12:54:00 AM	4.9	48.9
12/11/2015 12:57:00 AM	6.7	54.3
12/11/2015 12:58:00 AM	7.1	53.3
12/11/2015 1:00:00 AM	5.6	50.0
12/11/2015 1:01:00 AM	5.6	49.6
12/11/2015 1:02:00 AM	5.7	49.5
12/11/2015 1:05:00 AM	5.8	49.8
12/11/2015 1:07:00 AM	5.8	48.8
12/11/2015 1:10:00 AM	3.6	47.5
12/11/2015 1:12:00 AM	4.9	50.3
12/11/2015 1:13:00 AM	5.3	50.9
12/11/2015 1:16:00 AM	4.1	44.6
12/11/2015 1:22:00 AM	5.9	48.4
12/11/2015 1:23:00 AM	5.9	48.0
12/11/2015 1:26:00 AM	4.0	42.3
12/11/2015 1:27:00 AM	4.8	41.3
12/11/2015 1:28:00 AM	3.8	40.6
12/11/2015 1:29:00 AM	4.3	45.5
12/11/2015 1:30:00 AM	4.8	48.1
12/11/2015 1:31:00 AM	5.5	42.2
12/11/2015 1:32:00 AM	4.1	38.2
12/11/2015 1:33:00 AM	4.0	40.8



12/11/2015 1:38:00 AM	4.3	43.3
12/11/2015 1:40:00 AM	4.0	42.0
12/11/2015 1:41:00 AM	3.6	38.2
12/11/2015 1:42:00 AM	3.7	39.8
12/11/2015 1:43:00 AM	3.5	38.6
12/11/2015 1:45:00 AM	3.7	40.0
12/11/2015 1:46:00 AM	4.4	38.3
12/11/2015 1:48:00 AM	5.0	41.3
12/11/2015 1:49:00 AM	3.8	37.2
12/11/2015 1:52:00 AM	4.0	38.7
12/11/2015 1:53:00 AM	3.6	34.9
12/11/2015 1:55:00 AM	3.7	36.9
12/11/2015 1:58:00 AM	4.0	39.3
12/11/2015 1:59:00 AM	4.4	40.9
12/11/2015 2:00:00 AM	4.1	39.0
12/11/2015 2:02:00 AM	3.7	38.1
12/11/2015 2:03:00 AM	4.2	39.0
12/11/2015 2:06:00 AM	3.8	45.0
12/11/2015 2:11:00 AM	4.9	43.6
12/11/2015 2:12:00 AM	4.8	44.3
12/11/2015 2:14:00 AM	4.0	39.5
12/11/2015 2:18:00 AM	3.9	40.5
12/11/2015 2:19:00 AM	4.0	40.4
12/11/2015 2:20:00 AM	3.8	35.7
12/11/2015 2:23:00 AM	3.8	36.1
12/11/2015 2:26:00 AM	3.5	41.2
12/11/2015 2:27:00 AM	3.6	36.6
12/11/2015 2:28:00 AM	3.6	36.5
12/11/2015 2:29:00 AM	3.6	37.1
12/11/2015 3:14:00 AM	3.7	36.0
12/11/2015 3:15:00 AM	3.5	37.2
12/11/2015 3:17:00 AM	4.1	40.3
12/11/2015 3:21:00 AM	3.6	36.6
12/11/2015 3:22:00 AM	3.9	42.4
12/11/2015 3:23:00 AM	5.1	44.4
12/11/2015 3:24:00 AM	3.6	38.3
12/11/2015 3:28:00 AM	4.1	37.8
12/11/2015 3:34:00 AM	3.7	40.3
12/11/2015 3:35:00 AM	3.6	36.2
12/11/2015 3:37:00 AM	3.7	38.5
12/11/2015 3:40:00 AM	3.5	39.3
12/11/2015 3:41:00 AM	3.8	43.7
12/11/2015 3:42:00 AM	4.2	40.4
12/11/2015 3:43:00 AM	4.3	40.1
12/11/2015 3:45:00 AM	3.7	42.5
12/11/2015 3:48:00 AM	4.0	42.9
12/11/2015 3:49:00 AM	4.5	39.8
12/11/2015 3:50:00 AM	3.7	42.0
12/11/2015 3:51:00 AM	3.8	41.4
12/11/2015 3:56:00 AM	4.2	42.3
12/11/2015 3:59:00 AM	3.7	40.0
12/11/2015 4:00:00 AM	3.6	37.3
12/11/2015 4:01:00 AM	3.6	37.0
12/11/2015 4:06:00 AM	4.1	38.8
12/11/2015 4:08:00 AM	4.1	41.7

12/11/2015 4:10:00 AM	5.0	50.1
12/11/2015 4:11:00 AM	3.8	38.5
12/11/2015 4:12:00 AM	3.5	35.7
12/11/2015 4:20:00 AM	3.9	40.5
12/11/2015 4:24:00 AM	5.1	47.4
12/11/2015 4:25:00 AM	4.8	45.6
12/11/2015 4:26:00 AM	3.7	38.6
12/11/2015 4:29:00 AM	4.3	45.8
12/11/2015 4:30:00 AM	4.1	43.0
12/11/2015 4:31:00 AM	3.6	39.0
12/11/2015 4:34:00 AM	5.4	46.8
12/11/2015 4:35:00 AM	4.9	46.6
12/11/2015 4:36:00 AM	4.2	41.6
12/11/2015 4:39:00 AM	4.8	42.0
12/11/2015 4:41:00 AM	5.5	44.8
12/11/2015 4:46:00 AM	4.7	43.8
12/11/2015 4:48:00 AM	4.3	44.3
12/11/2015 4:50:00 AM	5.2	49.4
12/11/2015 4:52:00 AM	4.8	51.8
12/11/2015 4:59:00 AM	4.4	46.5
12/13/2015 10:00:00 PM	4.2	42.7
12/13/2015 10:01:00 PM	5.4	45.5
12/13/2015 10:02:00 PM	4.6	41.1
12/13/2015 10:03:00 PM	3.9	43.4
12/13/2015 10:04:00 PM	4.6	43.0
12/13/2015 10:05:00 PM	5.1	46.5
12/13/2015 10:06:00 PM	5.2	42.6
12/13/2015 10:08:00 PM	4.3	41.3
12/13/2015 10:11:00 PM	3.6	41.5
12/13/2015 10:12:00 PM	4.6	44.0
12/13/2015 10:13:00 PM	4.1	40.3
12/13/2015 10:34:00 PM	4.1	39.3
12/13/2015 10:37:00 PM	3.9	40.0
12/13/2015 10:38:00 PM	4.5	38.8
12/13/2015 10:39:00 PM	4.0	39.1
12/13/2015 10:43:00 PM	4.7	38.5
12/13/2015 10:45:00 PM	4.2	36.5
12/13/2015 10:46:00 PM	3.7	35.2
12/13/2015 10:47:00 PM	3.7	36.0
12/13/2015 10:48:00 PM	3.5	33.4
12/13/2015 10:49:00 PM	3.7	32.8
12/13/2015 10:50:00 PM	4.1	38.1
12/13/2015 10:51:00 PM	3.8	35.7
12/13/2015 10:52:00 PM	4.2	36.4
12/13/2015 10:53:00 PM	4.6	37.0
12/13/2015 10:54:00 PM	4.0	37.8
12/13/2015 10:55:00 PM	4.6	39.4
12/13/2015 10:56:00 PM	4.8	39.5
12/13/2015 10:57:00 PM	4.6	38.3
12/13/2015 10:58:00 PM	4.3	35.9
12/13/2015 10:59:00 PM	4.2	36.8
12/13/2015 11:00:00 PM	4.6	41.6
12/13/2015 11:01:00 PM	4.8	39.3
12/13/2015 11:02:00 PM	3.8	35.6
12/13/2015 11:03:00 PM	4.7	40.1

12/13/2015 11:04:00 PM	4.0	36.5
12/13/2015 11:05:00 PM	4.9	37.6
12/13/2015 11:06:00 PM	4.4	37.3
12/13/2015 11:07:00 PM	4.3	38.9
12/13/2015 11:08:00 PM	4.1	36.3
12/13/2015 11:09:00 PM	3.9	38.6
12/13/2015 11:10:00 PM	4.0	38.0
12/13/2015 11:11:00 PM	4.0	37.8
12/13/2015 11:12:00 PM	3.8	36.5
12/13/2015 11:14:00 PM	4.1	39.9
12/13/2015 11:16:00 PM	4.0	37.7
12/13/2015 11:17:00 PM	4.1	35.9
12/13/2015 11:18:00 PM	3.8	39.2
12/13/2015 11:19:00 PM	4.6	40.4
12/13/2015 11:20:00 PM	4.0	38.2
12/13/2015 11:21:00 PM	4.2	38.6
12/13/2015 11:22:00 PM	4.3	38.8
12/13/2015 11:23:00 PM	4.1	39.8
12/13/2015 11:24:00 PM	3.9	39.7
12/13/2015 11:25:00 PM	4.0	40.8
12/13/2015 11:26:00 PM	4.3	40.2
12/13/2015 11:27:00 PM	3.5	41.2
12/13/2015 11:28:00 PM	4.3	40.9
12/13/2015 11:30:00 PM	5.1	43.6
12/13/2015 11:31:00 PM	4.0	41.2
12/13/2015 11:32:00 PM	4.2	40.4
12/13/2015 11:33:00 PM	4.1	40.4
12/13/2015 11:37:00 PM	4.3	41.8
12/13/2015 11:38:00 PM	4.5	44.1
12/13/2015 11:39:00 PM	5.3	42.0
12/13/2015 11:40:00 PM	4.3	41.5
12/13/2015 11:52:00 PM	4.1	36.4
12/13/2015 11:53:00 PM	3.5	36.6
12/13/2015 11:56:00 PM	4.6	38.7
12/13/2015 11:58:00 PM	5.6	45.1
12/13/2015 11:59:00 PM	5.6	41.2
12/14/2015 12:00:00 AM	5.3	44.9
12/14/2015 12:01:00 AM	5.4	42.4
12/14/2015 12:02:00 AM	5.0	43.2
12/14/2015 12:03:00 AM	5.0	41.4
12/14/2015 12:04:00 AM	4.9	42.8
12/14/2015 12:05:00 AM	5.2	43.4
12/14/2015 12:06:00 AM	6.0	42.8
12/14/2015 12:07:00 AM	4.2	43.9
12/14/2015 12:08:00 AM	5.3	43.8
12/14/2015 12:09:00 AM	5.0	43.5
12/14/2015 12:10:00 AM	4.1	40.0
12/14/2015 12:11:00 AM	4.7	37.3
12/14/2015 12:12:00 AM	5.3	39.7
12/14/2015 12:13:00 AM	4.2	42.3
12/14/2015 12:14:00 AM	5.3	43.1
12/14/2015 12:15:00 AM	5.1	38.4
12/14/2015 12:16:00 AM	4.5	37.5
12/14/2015 12:17:00 AM	4.8	39.1
12/14/2015 12:18:00 AM	4.8	37.8

12/14/2015 12:19:00 AM	3.8	40.0
12/14/2015 12:20:00 AM	5.0	37.3
12/14/2015 12:26:00 AM	4.2	37.8
12/14/2015 12:27:00 AM	4.7	36.8
12/14/2015 12:29:00 AM	5.7	42.8
12/14/2015 12:33:00 AM	4.4	37.2
12/14/2015 12:34:00 AM	4.4	41.1
12/14/2015 12:35:00 AM	6.0	47.1
12/14/2015 12:36:00 AM	5.9	44.9
12/14/2015 12:37:00 AM	6.0	43.3
12/14/2015 12:38:00 AM	5.6	42.6
12/14/2015 12:39:00 AM	4.7	37.9
12/14/2015 12:40:00 AM	4.5	35.2
12/14/2015 12:41:00 AM	4.6	41.5
12/14/2015 12:42:00 AM	5.2	41.2
12/14/2015 12:43:00 AM	5.1	40.8
12/14/2015 12:44:00 AM	4.5	42.2
12/14/2015 12:58:00 AM	5.5	43.1
12/14/2015 12:59:00 AM	5.6	46.1
12/14/2015 1:00:00 AM	4.9	43.2
12/14/2015 1:01:00 AM	5.8	47.6
12/14/2015 1:03:00 AM	6.0	47.5
12/14/2015 1:04:00 AM	6.2	47.8
12/14/2015 1:05:00 AM	6.4	45.2
12/14/2015 1:06:00 AM	5.4	44.1
12/14/2015 1:07:00 AM	5.2	40.5
12/14/2015 1:08:00 AM	5.8	48.7
12/14/2015 1:10:00 AM	6.4	44.2
12/14/2015 1:11:00 AM	5.7	45.8
12/14/2015 1:12:00 AM	5.3	42.8
12/14/2015 1:13:00 AM	5.9	43.6
12/14/2015 1:14:00 AM	5.7	46.2
12/14/2015 1:15:00 AM	5.5	41.5
12/14/2015 1:16:00 AM	5.4	41.2
12/14/2015 1:18:00 AM	5.2	40.7
12/14/2015 1:19:00 AM	4.3	44.9
12/14/2015 1:20:00 AM	5.4	38.2
12/14/2015 1:21:00 AM	4.4	37.8
12/14/2015 1:22:00 AM	4.1	38.0
12/14/2015 1:23:00 AM	4.7	40.4
12/14/2015 1:24:00 AM	4.8	42.2
12/14/2015 1:25:00 AM	4.4	40.7
12/14/2015 1:26:00 AM	5.1	38.4
12/14/2015 1:27:00 AM	5.4	42.7
12/14/2015 1:28:00 AM	5.3	39.4
12/14/2015 1:29:00 AM	5.2	40.5
12/14/2015 1:30:00 AM	4.3	34.9
12/14/2015 1:33:00 AM	4.3	36.9
12/14/2015 1:34:00 AM	4.7	41.0
12/14/2015 1:35:00 AM	4.9	38.4
12/14/2015 1:36:00 AM	4.4	33.8
12/14/2015 1:37:00 AM	4.0	37.4
12/14/2015 1:38:00 AM	4.6	33.3
12/14/2015 1:39:00 AM	4.0	39.2
12/14/2015 1:40:00 AM	5.4	40.0

12/14/2015 1:41:00 AM	4.9	36.5
12/14/2015 1:42:00 AM	3.8	33.7
12/14/2015 1:44:00 AM	4.6	39.5
12/14/2015 1:45:00 AM	4.6	35.0
12/14/2015 1:46:00 AM	4.4	34.1
12/14/2015 1:47:00 AM	4.1	36.5
12/14/2015 1:48:00 AM	4.8	37.4
12/14/2015 1:49:00 AM	4.5	34.9
12/14/2015 1:50:00 AM	4.2	34.8
12/14/2015 1:52:00 AM	3.7	36.1
12/14/2015 1:53:00 AM	4.3	45.0
12/14/2015 1:57:00 AM	3.7	39.7
12/14/2015 1:59:00 AM	5.2	41.6
12/14/2015 2:00:00 AM	3.7	40.7
12/14/2015 2:01:00 AM	4.9	44.8
12/14/2015 2:02:00 AM	5.2	41.9
12/14/2015 2:03:00 AM	4.6	40.7
12/14/2015 2:04:00 AM	4.8	42.4
12/14/2015 2:05:00 AM	4.9	42.4
12/14/2015 2:06:00 AM	4.8	43.6
12/14/2015 2:07:00 AM	5.1	43.1
12/14/2015 2:08:00 AM	4.6	41.0
12/14/2015 2:09:00 AM	5.1	43.0
12/14/2015 2:10:00 AM	4.8	42.0
12/14/2015 2:11:00 AM	5.2	43.2
12/14/2015 2:12:00 AM	4.3	42.8
12/14/2015 2:13:00 AM	4.0	39.7
12/14/2015 2:14:00 AM	3.7	42.6
12/14/2015 2:15:00 AM	4.3	40.3
12/14/2015 2:16:00 AM	3.9	39.8
12/14/2015 2:17:00 AM	4.2	40.5
12/14/2015 2:18:00 AM	3.5	40.4
12/14/2015 2:19:00 AM	4.0	39.2
12/14/2015 2:20:00 AM	4.0	40.1
12/14/2015 2:21:00 AM	4.4	39.5
12/14/2015 2:23:00 AM	4.2	40.3
12/14/2015 2:24:00 AM	4.0	39.6
12/14/2015 2:25:00 AM	3.9	40.3
12/14/2015 2:26:00 AM	3.9	41.0
12/14/2015 2:27:00 AM	4.8	44.5
12/14/2015 2:31:00 AM	4.7	45.3
12/14/2015 2:32:00 AM	5.2	46.0
12/14/2015 2:33:00 AM	5.5	42.2
12/14/2015 2:34:00 AM	4.3	43.2
12/14/2015 2:35:00 AM	5.7	43.9
12/14/2015 2:36:00 AM	5.4	45.8
12/14/2015 2:37:00 AM	6.2	44.3
12/14/2015 2:38:00 AM	5.3	41.1
12/14/2015 2:39:00 AM	5.1	45.1
12/14/2015 2:40:00 AM	6.0	44.7
12/14/2015 2:41:00 AM	5.0	43.0
12/14/2015 2:42:00 AM	5.5	43.4
12/14/2015 2:43:00 AM	5.1	43.2
12/14/2015 2:44:00 AM	5.1	44.6
12/14/2015 2:45:00 AM	5.0	41.8

12/14/2015 2:46:00 AM	4.8	41.8
12/14/2015 2:47:00 AM	4.5	41.1
12/14/2015 2:48:00 AM	4.7	43.3
12/14/2015 2:49:00 AM	4.8	43.4
12/14/2015 2:50:00 AM	4.7	42.5
12/14/2015 2:51:00 AM	4.8	43.3
12/14/2015 2:52:00 AM	5.0	44.1
12/14/2015 2:53:00 AM	5.7	51.8
12/14/2015 2:55:00 AM	5.1	40.6
12/14/2015 2:56:00 AM	3.9	40.0
12/14/2015 2:57:00 AM	4.4	40.3
12/14/2015 2:59:00 AM	4.1	40.6
12/14/2015 3:00:00 AM	4.3	40.1
12/14/2015 3:01:00 AM	4.3	39.3
12/14/2015 3:02:00 AM	4.4	39.8
12/14/2015 3:03:00 AM	4.7	40.9
12/14/2015 3:04:00 AM	4.7	35.8
12/14/2015 3:05:00 AM	4.4	36.8
12/14/2015 3:06:00 AM	3.5	34.4
12/14/2015 3:07:00 AM	4.3	36.6
12/14/2015 3:08:00 AM	4.4	35.5
12/14/2015 3:09:00 AM	4.1	38.0
12/14/2015 3:10:00 AM	4.6	38.5
12/14/2015 3:11:00 AM	4.7	41.3
12/14/2015 3:12:00 AM	4.7	38.3
12/14/2015 3:13:00 AM	4.7	35.5
12/14/2015 3:14:00 AM	4.4	36.5
12/14/2015 3:15:00 AM	4.2	37.9
12/14/2015 3:16:00 AM	4.5	39.6
12/14/2015 3:17:00 AM	4.9	39.5
12/14/2015 3:18:00 AM	4.8	40.4
12/14/2015 3:19:00 AM	4.3	41.0
12/14/2015 3:20:00 AM	5.8	48.9
12/14/2015 3:21:00 AM	6.0	44.7
12/14/2015 3:22:00 AM	6.1	41.3
12/14/2015 3:23:00 AM	4.0	36.7
12/14/2015 3:24:00 AM	4.9	42.2
12/14/2015 3:25:00 AM	4.5	36.1
12/14/2015 3:26:00 AM	4.6	39.0
12/14/2015 3:27:00 AM	5.1	40.0
12/14/2015 3:28:00 AM	5.3	48.5
12/14/2015 3:29:00 AM	6.5	48.8
12/14/2015 3:32:00 AM	5.8	44.8
12/14/2015 3:33:00 AM	5.4	48.2
12/14/2015 3:34:00 AM	6.8	50.9
12/14/2015 3:35:00 AM	5.3	40.8
12/14/2015 3:36:00 AM	4.3	36.9
12/14/2015 3:37:00 AM	4.9	41.4
12/14/2015 3:38:00 AM	5.0	39.0
12/14/2015 3:40:00 AM	4.7	37.2
12/14/2015 3:41:00 AM	4.7	43.2
12/14/2015 3:42:00 AM	5.5	39.4
12/14/2015 3:43:00 AM	4.6	39.7
12/14/2015 3:44:00 AM	4.8	35.7
12/14/2015 3:45:00 AM	4.3	35.1

12/14/2015 3:46:00 AM	4.1	34.7
12/14/2015 3:47:00 AM	4.2	37.3
12/14/2015 3:48:00 AM	3.8	33.5
12/14/2015 3:49:00 AM	4.1	35.0
12/14/2015 3:50:00 AM	4.1	34.4
12/14/2015 3:51:00 AM	3.6	34.0
12/14/2015 3:52:00 AM	4.3	37.0
12/14/2015 3:53:00 AM	4.3	36.9
12/14/2015 3:54:00 AM	4.2	34.3
12/14/2015 3:55:00 AM	3.7	34.8
12/14/2015 3:56:00 AM	4.3	35.7
12/14/2015 3:57:00 AM	4.3	36.7
12/14/2015 3:58:00 AM	4.4	35.2
12/14/2015 4:00:00 AM	4.2	37.2
12/14/2015 4:01:00 AM	4.4	35.0
12/14/2015 4:02:00 AM	4.2	33.5
12/14/2015 4:03:00 AM	3.6	36.8
12/14/2015 4:04:00 AM	4.4	36.6
12/14/2015 4:05:00 AM	4.0	35.0
12/14/2015 4:06:00 AM	4.4	41.8
12/14/2015 4:07:00 AM	5.2	41.1
12/14/2015 4:08:00 AM	5.2	43.9
12/14/2015 4:09:00 AM	5.1	39.9
12/14/2015 4:10:00 AM	4.7	42.8
12/14/2015 4:11:00 AM	5.8	43.8
12/14/2015 4:12:00 AM	5.6	42.8
12/14/2015 4:13:00 AM	4.5	42.6
12/14/2015 4:14:00 AM	4.5	38.0
12/14/2015 4:15:00 AM	4.6	40.4
12/14/2015 4:16:00 AM	4.7	38.2
12/14/2015 4:19:00 AM	4.8	38.2
12/14/2015 4:20:00 AM	4.4	38.7
12/14/2015 4:21:00 AM	5.3	45.4
12/14/2015 4:22:00 AM	5.1	41.8
12/14/2015 4:23:00 AM	4.9	45.0
12/14/2015 4:24:00 AM	5.5	41.5
12/14/2015 4:27:00 AM	5.4	42.5
12/14/2015 4:28:00 AM	4.6	40.0
12/14/2015 4:30:00 AM	4.8	41.5
12/14/2015 4:32:00 AM	5.1	39.5
12/14/2015 4:33:00 AM	4.3	36.3
12/14/2015 4:34:00 AM	3.9	34.5
12/14/2015 4:35:00 AM	4.5	34.5
12/14/2015 4:36:00 AM	4.3	35.6
12/14/2015 4:37:00 AM	4.3	35.7
12/14/2015 4:38:00 AM	4.5	39.5
12/14/2015 4:39:00 AM	4.8	38.3
12/14/2015 4:40:00 AM	4.2	36.9
12/14/2015 4:41:00 AM	4.2	37.0
12/14/2015 4:42:00 AM	3.8	36.5
12/14/2015 4:47:00 AM	3.6	39.2
12/14/2015 4:49:00 AM	3.6	42.0
12/14/2015 4:50:00 AM	4.6	40.7
12/14/2015 4:51:00 AM	4.0	41.6
12/14/2015 4:52:00 AM	3.9	41.1

12/14/2015 4:55:00 AM	3.9	40.3
12/14/2015 4:56:00 AM	4.4	42.7
12/14/2015 4:57:00 AM	4.5	41.2
12/14/2015 4:58:00 AM	4.8	43.9
12/14/2015 4:59:00 AM	4.2	39.9
12/14/2015 10:00:00 PM	6.9	55.9
12/14/2015 10:06:00 PM	7.3	53.5
12/14/2015 10:07:00 PM	6.2	52.2
12/14/2015 10:08:00 PM	7.1	56.0
12/14/2015 10:10:00 PM	6.8	48.1
12/14/2015 10:12:00 PM	6.8	52.5
12/14/2015 10:13:00 PM	7.2	53.2
12/14/2015 10:18:00 PM	7.1	52.8
12/14/2015 10:20:00 PM	7.3	54.1
12/14/2015 10:21:00 PM	6.9	47.7
12/14/2015 10:22:00 PM	5.8	49.8
12/14/2015 10:27:00 PM	6.8	51.7
12/14/2015 10:28:00 PM	6.1	49.3
12/14/2015 10:29:00 PM	6.0	44.4
12/14/2015 10:30:00 PM	4.8	43.3
12/14/2015 10:31:00 PM	4.9	43.2
12/14/2015 10:32:00 PM	5.2	43.0
12/14/2015 10:33:00 PM	5.6	47.6
12/14/2015 10:34:00 PM	5.5	45.3
12/14/2015 10:35:00 PM	5.2	43.1
12/14/2015 10:36:00 PM	4.7	42.6
12/14/2015 10:37:00 PM	5.0	40.5
12/14/2015 10:38:00 PM	4.4	48.6
12/14/2015 10:39:00 PM	6.4	47.1
12/14/2015 10:40:00 PM	5.6	49.9
12/14/2015 10:42:00 PM	5.3	47.7
12/14/2015 10:43:00 PM	5.9	46.8
12/14/2015 10:44:00 PM	4.9	45.5
12/14/2015 10:45:00 PM	5.1	43.0
12/14/2015 10:46:00 PM	5.4	49.1
12/14/2015 10:48:00 PM	5.1	45.0
12/14/2015 10:49:00 PM	5.7	46.2
12/14/2015 10:50:00 PM	5.0	42.5
12/14/2015 10:51:00 PM	4.7	48.0
12/14/2015 10:52:00 PM	6.1	50.7
12/14/2015 10:53:00 PM	6.1	42.0
12/14/2015 10:54:00 PM	4.7	41.6
12/14/2015 10:55:00 PM	4.8	42.3
12/14/2015 10:56:00 PM	5.2	49.8
12/14/2015 10:57:00 PM	6.0	49.9
12/14/2015 10:59:00 PM	5.1	42.1
12/14/2015 11:00:00 PM	4.5	42.1
12/14/2015 11:01:00 PM	5.0	42.4
12/14/2015 11:02:00 PM	4.7	43.0
12/14/2015 11:03:00 PM	5.1	41.1
12/14/2015 11:04:00 PM	4.7	39.5
12/14/2015 11:05:00 PM	4.1	37.8
12/14/2015 11:06:00 PM	4.0	37.8
12/14/2015 11:07:00 PM	4.3	46.8
12/14/2015 11:08:00 PM	5.1	40.9



12/14/2015 11:09:00 PM	4.2	37.5
12/14/2015 11:10:00 PM	4.4	41.1
12/14/2015 11:11:00 PM	4.7	39.3
12/14/2015 11:12:00 PM	4.0	40.4
12/14/2015 11:13:00 PM	5.0	43.8
12/14/2015 11:14:00 PM	4.9	43.4
12/14/2015 11:15:00 PM	5.0	45.3
12/14/2015 11:16:00 PM	5.3	44.9
12/14/2015 11:17:00 PM	5.0	43.0
12/14/2015 11:18:00 PM	4.5	38.5
12/14/2015 11:19:00 PM	4.3	39.7
12/14/2015 11:20:00 PM	4.6	40.8
12/14/2015 11:21:00 PM	4.8	50.9
12/14/2015 11:22:00 PM	6.3	52.2
12/14/2015 11:23:00 PM	6.2	45.1
12/14/2015 11:24:00 PM	4.7	44.6
12/14/2015 11:25:00 PM	4.8	49.3
12/14/2015 11:26:00 PM	6.5	51.8
12/14/2015 11:27:00 PM	6.0	46.7
12/14/2015 11:28:00 PM	4.8	40.7
12/14/2015 11:29:00 PM	4.8	38.9
12/14/2015 11:30:00 PM	4.3	48.6
12/14/2015 11:31:00 PM	6.6	48.3
12/14/2015 11:32:00 PM	5.4	45.0
12/14/2015 11:33:00 PM	6.1	48.6
12/14/2015 11:34:00 PM	5.8	47.4
12/14/2015 11:35:00 PM	5.6	49.9
12/14/2015 11:36:00 PM	6.6	49.3
12/14/2015 11:37:00 PM	5.0	43.4
12/14/2015 11:38:00 PM	5.1	48.8
12/14/2015 11:39:00 PM	5.9	48.1
12/14/2015 11:40:00 PM	5.7	46.4
12/14/2015 11:41:00 PM	5.4	47.0
12/14/2015 11:42:00 PM	5.2	44.7
12/14/2015 11:43:00 PM	4.4	41.1
12/14/2015 11:44:00 PM	4.5	41.9
12/14/2015 11:45:00 PM	4.7	39.0
12/14/2015 11:46:00 PM	4.8	42.4
12/14/2015 11:47:00 PM	5.2	46.6
12/14/2015 11:48:00 PM	5.4	42.1
12/14/2015 11:49:00 PM	4.4	39.0
12/14/2015 11:50:00 PM	4.5	43.2
12/14/2015 11:51:00 PM	5.0	41.0
12/14/2015 11:52:00 PM	4.7	41.7
12/14/2015 11:53:00 PM	4.3	41.5
12/14/2015 11:54:00 PM	5.0	38.0
12/14/2015 11:55:00 PM	4.1	37.4
12/14/2015 11:56:00 PM	3.8	36.3
12/14/2015 11:57:00 PM	4.7	42.3
12/14/2015 11:58:00 PM	4.7	37.8
12/14/2015 11:59:00 PM	4.3	37.0
12/15/2015 12:00:00 AM	4.1	43.1
12/15/2015 12:01:00 AM	4.7	41.0
12/15/2015 12:02:00 AM	3.9	39.7
12/15/2015 12:03:00 AM	4.5	39.7

12/15/2015 12:04:00 AM	3.7	34.3
12/15/2015 12:05:00 AM	3.5	35.2
12/15/2015 12:06:00 AM	4.2	39.8
12/15/2015 12:07:00 AM	4.0	35.4
12/15/2015 12:08:00 AM	4.1	38.0
12/15/2015 12:09:00 AM	3.9	36.2
12/15/2015 12:10:00 AM	4.0	37.9
12/15/2015 12:11:00 AM	4.3	35.5
12/15/2015 12:12:00 AM	3.9	35.2
12/15/2015 12:13:00 AM	3.6	35.1
12/15/2015 12:14:00 AM	4.1	40.4
12/15/2015 12:15:00 AM	4.2	37.7
12/15/2015 12:16:00 AM	4.2	37.9
12/15/2015 12:18:00 AM	4.4	38.6
12/15/2015 12:19:00 AM	4.7	40.1
12/15/2015 12:20:00 AM	4.1	40.1
12/15/2015 12:21:00 AM	4.6	42.0
12/15/2015 12:22:00 AM	4.6	38.6
12/15/2015 12:23:00 AM	4.6	41.7
12/15/2015 12:24:00 AM	4.7	38.8
12/15/2015 12:25:00 AM	4.0	38.1
12/15/2015 12:26:00 AM	4.3	37.3
12/15/2015 12:27:00 AM	3.6	35.6
12/15/2015 12:28:00 AM	4.4	38.9
12/15/2015 12:29:00 AM	4.4	36.2
12/15/2015 12:30:00 AM	4.1	36.3
12/15/2015 12:31:00 AM	3.9	37.9
12/15/2015 12:32:00 AM	4.0	35.8
12/15/2015 12:33:00 AM	4.0	33.8
12/15/2015 12:44:00 AM	3.9	37.4
12/15/2015 12:45:00 AM	3.9	35.5
12/15/2015 12:46:00 AM	4.2	39.5
12/15/2015 12:47:00 AM	4.4	39.1
12/15/2015 12:48:00 AM	4.2	38.9
12/15/2015 12:49:00 AM	4.4	41.8
12/15/2015 12:50:00 AM	4.9	40.4
12/15/2015 12:51:00 AM	3.7	35.2
12/15/2015 12:52:00 AM	3.6	34.7
12/15/2015 12:53:00 AM	3.8	40.6
12/15/2015 12:54:00 AM	4.4	39.0
12/15/2015 12:55:00 AM	4.5	35.8
12/15/2015 12:56:00 AM	4.0	37.4
12/15/2015 12:57:00 AM	4.2	37.8
12/15/2015 12:58:00 AM	4.3	39.6
12/15/2015 12:59:00 AM	4.3	36.3
12/15/2015 1:01:00 AM	4.3	35.7
12/15/2015 1:02:00 AM	4.1	39.8
12/15/2015 1:03:00 AM	4.3	39.6
12/15/2015 1:04:00 AM	4.8	38.4
12/15/2015 1:06:00 AM	3.6	34.8
12/15/2015 1:07:00 AM	3.6	37.0
12/15/2015 1:08:00 AM	3.8	36.7
12/15/2015 1:09:00 AM	3.9	35.6
12/15/2015 1:12:00 AM	3.7	36.7
12/15/2015 1:13:00 AM	3.8	35.6

12/15/2015 1:14:00 AM	4.3	38.2
12/15/2015 1:15:00 AM	4.6	38.4
12/15/2015 1:16:00 AM	3.9	35.9
12/15/2015 1:17:00 AM	3.5	37.1
12/15/2015 1:18:00 AM	3.9	35.9
12/15/2015 1:19:00 AM	4.0	49.1
12/15/2015 1:20:00 AM	3.8	38.2
12/15/2015 1:21:00 AM	4.2	36.7
12/15/2015 1:22:00 AM	3.8	38.8
12/15/2015 1:23:00 AM	4.3	35.8
12/15/2015 1:24:00 AM	4.2	35.8
12/15/2015 1:25:00 AM	3.6	37.9
12/15/2015 1:26:00 AM	4.3	37.8
12/15/2015 1:27:00 AM	4.1	35.1
12/15/2015 1:28:00 AM	3.7	36.9
12/15/2015 1:29:00 AM	4.0	36.0
12/15/2015 1:30:00 AM	3.8	37.5
12/15/2015 1:31:00 AM	4.6	37.1
12/15/2015 1:32:00 AM	4.2	38.1
12/15/2015 1:33:00 AM	4.2	36.6
12/15/2015 1:34:00 AM	4.3	36.7
12/15/2015 1:35:00 AM	4.1	36.3
12/15/2015 1:37:00 AM	4.7	41.4
12/15/2015 1:38:00 AM	4.8	45.3
12/15/2015 1:39:00 AM	5.0	40.7
12/15/2015 1:40:00 AM	4.8	42.9
12/15/2015 1:41:00 AM	5.3	45.1
12/15/2015 1:42:00 AM	6.2	50.9
12/15/2015 1:43:00 AM	6.0	45.1
12/15/2015 1:44:00 AM	5.0	43.5
12/15/2015 1:45:00 AM	5.0	43.0
12/15/2015 1:46:00 AM	4.8	40.3
12/15/2015 1:48:00 AM	5.2	43.1
12/15/2015 1:49:00 AM	5.0	46.9
12/15/2015 1:50:00 AM	5.7	44.7
12/15/2015 1:51:00 AM	4.9	43.3
12/15/2015 1:52:00 AM	4.9	39.4
12/15/2015 1:53:00 AM	4.8	42.6
12/15/2015 1:54:00 AM	4.7	44.8
12/15/2015 1:55:00 AM	5.0	42.6
12/15/2015 1:56:00 AM	4.8	45.0
12/15/2015 1:57:00 AM	6.0	46.6
12/15/2015 1:58:00 AM	5.3	44.1
12/15/2015 1:59:00 AM	4.9	43.4
12/15/2015 2:00:00 AM	5.0	44.2
12/15/2015 2:01:00 AM	5.1	41.6
12/15/2015 2:02:00 AM	4.9	41.7
12/15/2015 2:03:00 AM	4.2	40.1
12/15/2015 2:04:00 AM	4.9	43.7
12/15/2015 2:05:00 AM	4.4	37.9
12/15/2015 2:06:00 AM	5.3	50.7
12/15/2015 2:07:00 AM	5.8	45.5
12/15/2015 2:08:00 AM	5.3	43.3
12/15/2015 2:09:00 AM	5.1	49.8
12/15/2015 2:10:00 AM	5.9	47.3

12/15/2015 2:11:00 AM	6.4	48.9
12/15/2015 2:12:00 AM	5.3	47.8
12/15/2015 2:13:00 AM	6.3	49.9
12/15/2015 2:14:00 AM	5.9	49.0
12/15/2015 2:15:00 AM	6.0	48.1
12/15/2015 2:16:00 AM	6.9	53.6
12/15/2015 2:17:00 AM	5.7	49.3
12/15/2015 2:21:00 AM	6.3	50.1
12/15/2015 2:27:00 AM	6.6	50.3
12/15/2015 2:28:00 AM	7.0	54.1
12/15/2015 2:29:00 AM	6.9	53.1
12/15/2015 2:30:00 AM	7.2	53.2
12/15/2015 2:31:00 AM	6.0	47.5
12/15/2015 2:32:00 AM	6.4	53.2
12/15/2015 2:33:00 AM	6.9	51.7
12/15/2015 2:34:00 AM	7.1	49.9
12/15/2015 2:36:00 AM	6.4	52.0
12/15/2015 2:39:00 AM	7.3	51.0
12/15/2015 2:40:00 AM	6.5	53.3
12/15/2015 2:41:00 AM	7.2	53.3
12/15/2015 2:42:00 AM	7.1	54.5
12/15/2015 2:43:00 AM	6.9	50.2
12/15/2015 2:47:00 AM	5.7	45.7
12/15/2015 2:49:00 AM	7.5	52.3
12/15/2015 2:50:00 AM	6.8	48.4
12/15/2015 2:52:00 AM	7.0	48.0
12/15/2015 2:53:00 AM	5.4	47.1
12/15/2015 2:54:00 AM	5.7	45.9
12/15/2015 2:55:00 AM	5.4	52.5
12/15/2015 2:56:00 AM	7.2	51.7
12/15/2015 2:59:00 AM	6.7	49.5
12/15/2015 3:00:00 AM	6.6	53.8
12/15/2015 3:01:00 AM	7.4	56.2
12/15/2015 3:06:00 AM	7.4	51.1
12/15/2015 3:15:00 AM	7.0	55.3
12/15/2015 3:20:00 AM	7.2	55.4
12/15/2015 3:32:00 AM	6.7	53.7
12/15/2015 3:33:00 AM	7.2	55.1
12/15/2015 3:34:00 AM	6.9	55.9
12/15/2015 3:37:00 AM	6.2	48.7
12/15/2015 3:38:00 AM	6.3	51.2
12/15/2015 3:39:00 AM	6.4	48.7
12/15/2015 3:41:00 AM	6.5	50.0
12/15/2015 3:42:00 AM	6.0	48.5
12/15/2015 3:43:00 AM	6.8	51.0
12/15/2015 3:44:00 AM	6.0	47.2
12/15/2015 3:45:00 AM	5.9	50.0
12/15/2015 3:46:00 AM	6.0	46.9
12/15/2015 3:47:00 AM	5.5	45.7
12/15/2015 3:48:00 AM	5.6	44.0
12/15/2015 3:49:00 AM	4.8	41.3
12/15/2015 3:50:00 AM	4.8	46.3
12/15/2015 3:51:00 AM	5.9	48.9
12/15/2015 3:52:00 AM	5.5	47.0
12/15/2015 3:53:00 AM	5.2	41.4

12/15/2015 3:54:00 AM	4.5	40.4
12/15/2015 3:55:00 AM	4.7	42.9
12/15/2015 3:56:00 AM	4.6	40.6
12/15/2015 3:57:00 AM	5.1	44.7
12/15/2015 3:58:00 AM	5.4	43.3
12/15/2015 3:59:00 AM	4.8	40.9
12/15/2015 4:00:00 AM	4.7	44.8
12/15/2015 4:01:00 AM	5.6	45.3
12/15/2015 4:02:00 AM	5.2	43.2
12/15/2015 4:03:00 AM	5.0	42.6
12/15/2015 4:04:00 AM	5.0	46.3
12/15/2015 4:05:00 AM	5.8	46.2
12/15/2015 4:06:00 AM	5.2	48.2
12/15/2015 4:07:00 AM	5.9	46.7
12/15/2015 4:08:00 AM	5.7	45.0
12/15/2015 4:09:00 AM	5.0	49.4
12/15/2015 4:10:00 AM	6.0	51.0
12/15/2015 4:11:00 AM	6.2	46.8
12/15/2015 4:12:00 AM	5.8	50.2
12/15/2015 4:15:00 AM	6.0	49.9
12/15/2015 4:16:00 AM	6.2	45.1
12/15/2015 4:17:00 AM	4.8	44.2
12/15/2015 4:18:00 AM	5.3	52.0
12/15/2015 4:19:00 AM	7.0	52.3
12/15/2015 4:20:00 AM	6.7	50.6
12/15/2015 4:21:00 AM	6.6	49.3
12/15/2015 4:22:00 AM	6.6	53.9
12/15/2015 4:23:00 AM	6.8	53.1
12/15/2015 4:24:00 AM	7.3	50.0
12/15/2015 4:25:00 AM	5.6	46.5
12/15/2015 4:27:00 AM	5.9	50.3
12/15/2015 4:31:00 AM	6.7	48.8
12/15/2015 4:32:00 AM	6.0	52.9
12/15/2015 4:36:00 AM	5.7	46.2
12/15/2015 4:39:00 AM	6.9	52.8
12/15/2015 4:44:00 AM	6.6	49.9
12/15/2015 4:47:00 AM	7.4	50.7
12/15/2015 4:51:00 AM	7.1	54.3
12/18/2015 10:27:00 PM	7.0	54.5
12/18/2015 10:28:00 PM	6.0	53.0
12/18/2015 10:32:00 PM	7.2	55.5
12/18/2015 11:12:00 PM	7.1	56.1
12/18/2015 11:13:00 PM	6.6	49.2
12/18/2015 11:14:00 PM	5.7	49.4
12/18/2015 11:15:00 PM	6.1	50.4
12/18/2015 11:16:00 PM	7.0	49.3
12/18/2015 11:22:00 PM	7.2	54.8
12/18/2015 11:51:00 PM	6.1	52.4
12/18/2015 11:52:00 PM	4.9	44.8
12/18/2015 11:53:00 PM	6.5	47.3
12/19/2015 12:06:00 AM	7.5	55.1
12/19/2015 12:08:00 AM	7.1	51.2
12/19/2015 12:13:00 AM	6.9	54.6
12/19/2015 12:25:00 AM	6.9	55.9
12/19/2015 12:29:00 AM	6.9	54.8

12/19/2015 12:30:00 AM	5.7	47.1
12/19/2015 12:32:00 AM	7.1	55.7
12/19/2015 12:33:00 AM	7.2	53.3
12/19/2015 12:34:00 AM	6.6	53.0
12/19/2015 12:35:00 AM	6.5	48.7
12/19/2015 12:54:00 AM	6.2	49.7
12/19/2015 1:00:00 AM	7.3	56.3
12/19/2015 1:05:00 AM	7.0	51.2
12/19/2015 1:08:00 AM	6.2	51.9
12/19/2015 1:09:00 AM	6.5	49.8
12/19/2015 1:10:00 AM	6.2	50.1
12/19/2015 1:18:00 AM	7.5	55.5
12/19/2015 1:41:00 AM	7.4	56.6
12/19/2015 1:47:00 AM	6.6	53.1
12/19/2015 1:48:00 AM	7.3	53.6
12/19/2015 1:49:00 AM	6.6	53.0
12/19/2015 1:54:00 AM	7.5	55.5
12/19/2015 2:04:00 AM	7.3	55.0
12/19/2015 2:05:00 AM	6.8	51.6
12/19/2015 2:07:00 AM	7.0	55.2
12/19/2015 2:08:00 AM	6.6	52.0
12/19/2015 2:09:00 AM	7.2	51.1
12/19/2015 2:11:00 AM	6.3	49.7
12/19/2015 2:19:00 AM	6.2	52.6
12/19/2015 2:20:00 AM	7.5	51.9
12/19/2015 2:37:00 AM	7.2	55.3
12/19/2015 2:50:00 AM	7.3	51.6
12/19/2015 3:47:00 AM	7.4	55.3
12/19/2015 4:27:00 AM	6.4	52.4
12/19/2015 4:41:00 AM	7.5	56.2
12/19/2015 4:42:00 AM	6.3	52.7
12/19/2015 4:47:00 AM	7.0	51.4
12/19/2015 4:53:00 AM	7.3	55.0
12/19/2015 4:56:00 AM	6.0	48.1
12/19/2015 10:05:00 PM	7.4	54.3
12/19/2015 10:07:00 PM	7.0	53.4
12/19/2015 10:08:00 PM	7.1	52.3
12/19/2015 10:09:00 PM	7.5	53.8
12/19/2015 10:13:00 PM	7.2	55.7
12/19/2015 10:14:00 PM	6.9	53.4
12/19/2015 10:15:00 PM	6.4	51.5
12/19/2015 10:16:00 PM	5.0	46.3
12/19/2015 10:17:00 PM	5.7	47.3
12/19/2015 10:20:00 PM	7.0	54.2
12/19/2015 10:21:00 PM	6.2	48.3
12/19/2015 10:22:00 PM	6.5	50.3
12/19/2015 10:23:00 PM	7.1	53.3
12/19/2015 10:27:00 PM	6.6	53.0
12/19/2015 10:28:00 PM	7.1	51.5
12/19/2015 10:29:00 PM	7.1	55.0
12/19/2015 10:30:00 PM	6.8	51.3
12/19/2015 10:31:00 PM	6.3	50.2
12/19/2015 10:37:00 PM	7.0	53.2
12/19/2015 10:41:00 PM	7.4	55.3
12/19/2015 10:42:00 PM	6.5	52.0

12/19/2015 10:43:00 PM	6.1	49.5
12/19/2015 10:44:00 PM	6.7	49.6
12/19/2015 10:48:00 PM	7.0	53.4
12/19/2015 10:52:00 PM	7.2	53.8
12/19/2015 10:53:00 PM	6.7	52.7
12/19/2015 10:54:00 PM	5.9	48.9
12/19/2015 11:03:00 PM	7.1	56.2
12/19/2015 11:04:00 PM	6.9	51.3
12/19/2015 11:05:00 PM	5.7	50.2
12/19/2015 11:06:00 PM	6.9	50.3
12/19/2015 11:07:00 PM	6.6	54.1
12/19/2015 11:08:00 PM	7.2	52.0
12/19/2015 11:09:00 PM	6.8	53.5
12/19/2015 11:10:00 PM	6.9	53.6
12/19/2015 11:11:00 PM	7.4	54.0
12/19/2015 11:13:00 PM	7.2	52.6
12/19/2015 11:14:00 PM	7.1	52.1
12/19/2015 11:15:00 PM	6.9	52.1
12/19/2015 11:20:00 PM	7.4	54.8
12/19/2015 11:21:00 PM	7.4	53.9
12/19/2015 11:23:00 PM	7.2	54.3
12/19/2015 11:26:00 PM	6.9	53.9
12/19/2015 11:27:00 PM	6.7	51.2
12/19/2015 11:28:00 PM	6.0	48.1
12/19/2015 11:29:00 PM	5.0	49.8
12/19/2015 11:30:00 PM	6.5	49.2
12/19/2015 11:31:00 PM	6.4	48.1
12/19/2015 11:32:00 PM	7.3	53.8
12/19/2015 11:33:00 PM	6.9	53.7
12/19/2015 11:34:00 PM	5.5	49.6
12/19/2015 11:35:00 PM	6.9	51.4
12/19/2015 11:36:00 PM	5.8	49.3
12/19/2015 11:37:00 PM	5.9	48.2
12/19/2015 11:38:00 PM	6.3	53.1
12/19/2015 11:39:00 PM	6.3	48.5
12/19/2015 11:40:00 PM	5.6	48.5
12/19/2015 11:41:00 PM	6.1	51.2
12/19/2015 11:42:00 PM	5.0	47.5
12/19/2015 11:43:00 PM	6.0	45.4
12/19/2015 11:45:00 PM	6.9	50.9
12/19/2015 11:46:00 PM	5.6	50.3
12/19/2015 11:47:00 PM	5.6	44.4
12/19/2015 11:48:00 PM	6.0	48.2
12/19/2015 11:50:00 PM	4.5	41.9
12/19/2015 11:52:00 PM	6.8	51.8
12/19/2015 11:53:00 PM	6.7	49.8
12/19/2015 11:55:00 PM	6.7	53.5
12/19/2015 11:56:00 PM	7.0	51.6
12/19/2015 11:57:00 PM	6.1	52.8
12/19/2015 11:58:00 PM	6.2	48.8
12/19/2015 11:59:00 PM	6.5	51.3
12/20/2015 12:00:00 AM	6.1	48.0
12/20/2015 12:01:00 AM	6.1	49.4
12/20/2015 12:02:00 AM	6.5	50.9
12/20/2015 12:05:00 AM	6.4	51.0

12/20/2015 12:06:00 AM	5.2	46.4
12/20/2015 12:07:00 AM	5.8	47.8
12/20/2015 12:08:00 AM	5.6	45.6
12/20/2015 12:09:00 AM	5.5	45.2
12/20/2015 12:10:00 AM	5.6	45.7
12/20/2015 12:11:00 AM	6.6	47.5
12/20/2015 12:12:00 AM	6.6	52.8
12/20/2015 12:13:00 AM	5.4	46.6
12/20/2015 12:14:00 AM	5.3	42.8
12/20/2015 12:15:00 AM	7.4	53.8
12/20/2015 12:16:00 AM	6.4	49.9
12/20/2015 12:17:00 AM	5.5	47.5
12/20/2015 12:18:00 AM	5.9	45.1
12/20/2015 12:19:00 AM	6.3	49.9
12/20/2015 12:20:00 AM	5.1	45.0
12/20/2015 12:21:00 AM	4.8	44.5
12/20/2015 12:22:00 AM	3.8	37.9
12/20/2015 12:23:00 AM	4.0	35.2
12/20/2015 12:24:00 AM	4.2	38.8
12/20/2015 12:25:00 AM	5.1	41.8
12/20/2015 12:26:00 AM	5.5	44.5
12/20/2015 12:27:00 AM	6.1	46.2
12/20/2015 12:28:00 AM	5.7	47.7
12/20/2015 12:29:00 AM	4.9	44.7
12/20/2015 12:30:00 AM	5.2	42.6
12/20/2015 12:31:00 AM	6.3	47.6
12/20/2015 12:32:00 AM	5.5	46.7
12/20/2015 12:33:00 AM	6.5	45.4
12/20/2015 12:34:00 AM	6.7	53.5
12/20/2015 12:35:00 AM	6.4	48.6
12/20/2015 12:36:00 AM	6.4	51.7
12/20/2015 12:37:00 AM	5.3	45.1
12/20/2015 12:38:00 AM	5.2	43.8
12/20/2015 12:39:00 AM	4.5	41.9
12/20/2015 12:40:00 AM	4.7	39.5
12/20/2015 12:41:00 AM	4.9	44.3
12/20/2015 12:42:00 AM	4.4	37.0
12/20/2015 12:43:00 AM	4.9	39.7
12/20/2015 12:46:00 AM	5.1	45.5
12/20/2015 12:47:00 AM	4.6	41.5
12/20/2015 12:48:00 AM	4.7	40.6
12/20/2015 12:49:00 AM	5.2	40.3
12/20/2015 12:50:00 AM	5.5	47.7
12/20/2015 12:51:00 AM	5.3	43.6
12/20/2015 12:52:00 AM	5.4	46.5
12/20/2015 12:53:00 AM	6.3	47.4
12/20/2015 12:54:00 AM	4.7	48.7
12/20/2015 12:55:00 AM	4.4	37.5
12/20/2015 12:56:00 AM	4.8	42.7
12/20/2015 12:57:00 AM	4.1	44.2
12/20/2015 12:59:00 AM	5.2	49.3
12/20/2015 1:00:00 AM	4.4	39.8
12/20/2015 1:01:00 AM	4.9	43.1
12/20/2015 1:02:00 AM	5.0	42.0
12/20/2015 1:03:00 AM	4.3	40.3



12/20/2015 1:04:00 AM	4.1	39.9
12/20/2015 1:05:00 AM	3.9	39.8
12/20/2015 1:06:00 AM	4.2	40.5
12/20/2015 1:07:00 AM	4.5	42.6
12/20/2015 1:08:00 AM	3.8	39.5
12/20/2015 1:09:00 AM	4.8	43.6
12/20/2015 1:10:00 AM	5.2	48.7
12/20/2015 1:11:00 AM	4.7	41.5
12/20/2015 1:12:00 AM	5.3	44.9
12/20/2015 1:13:00 AM	4.9	45.7
12/20/2015 1:14:00 AM	4.9	43.9
12/20/2015 1:15:00 AM	5.5	46.9
12/20/2015 1:16:00 AM	6.0	50.0
12/20/2015 1:17:00 AM	5.4	46.4
12/20/2015 1:18:00 AM	4.8	44.2
12/20/2015 1:19:00 AM	4.6	41.7
12/20/2015 1:20:00 AM	4.5	41.5
12/20/2015 1:21:00 AM	4.1	41.1
12/20/2015 1:22:00 AM	5.2	45.6
12/20/2015 1:23:00 AM	4.5	42.0
12/20/2015 1:24:00 AM	4.3	39.6
12/20/2015 1:25:00 AM	3.5	38.2
12/20/2015 1:26:00 AM	4.0	39.8
12/20/2015 1:28:00 AM	4.6	41.7
12/20/2015 1:29:00 AM	4.1	40.6
12/20/2015 1:30:00 AM	4.4	42.4
12/20/2015 1:31:00 AM	4.6	42.6
12/20/2015 1:32:00 AM	5.0	44.1
12/20/2015 1:33:00 AM	4.6	42.1
12/20/2015 1:34:00 AM	4.5	40.3
12/20/2015 1:35:00 AM	4.2	38.8
12/20/2015 1:36:00 AM	4.1	39.3
12/20/2015 1:37:00 AM	3.8	38.7
12/20/2015 1:38:00 AM	4.2	39.7
12/20/2015 1:39:00 AM	4.8	43.3
12/20/2015 1:40:00 AM	5.7	47.1
12/20/2015 1:41:00 AM	4.7	41.9
12/20/2015 1:42:00 AM	3.9	39.0
12/20/2015 1:43:00 AM	3.6	37.5
12/20/2015 1:44:00 AM	4.0	40.1
12/20/2015 1:45:00 AM	4.2	39.6
12/20/2015 1:46:00 AM	4.4	39.8
12/20/2015 1:47:00 AM	4.3	40.1
12/20/2015 1:48:00 AM	3.9	37.6
12/20/2015 1:49:00 AM	4.1	37.8
12/20/2015 1:50:00 AM	3.6	36.0
12/20/2015 1:57:00 AM	3.6	37.8
12/20/2015 1:58:00 AM	4.0	40.3
12/20/2015 1:59:00 AM	4.0	40.4
12/20/2015 2:00:00 AM	4.1	39.9
12/20/2015 2:01:00 AM	4.0	39.7
12/20/2015 2:02:00 AM	3.8	37.3
12/20/2015 2:03:00 AM	3.5	36.5
12/20/2015 2:05:00 AM	3.8	35.5
12/20/2015 2:06:00 AM	4.3	41.6

12/20/2015 2:07:00 AM	3.6	35.5
12/20/2015 2:08:00 AM	3.7	36.3
12/20/2015 2:09:00 AM	4.2	39.0
12/20/2015 2:11:00 AM	3.8	35.1
12/20/2015 2:12:00 AM	4.3	41.1
12/20/2015 2:13:00 AM	5.4	46.9
12/20/2015 2:14:00 AM	4.5	41.3
12/20/2015 2:24:00 AM	4.2	37.5
12/20/2015 2:25:00 AM	4.9	43.0
12/20/2015 2:26:00 AM	4.4	39.7
12/20/2015 2:27:00 AM	3.8	35.2
12/20/2015 2:35:00 AM	3.9	38.5
12/20/2015 2:36:00 AM	4.4	40.5
12/20/2015 2:37:00 AM	3.6	36.4
12/20/2015 2:38:00 AM	4.0	39.4
12/20/2015 10:17:00 PM	4.3	41.1
12/20/2015 10:19:00 PM	5.0	46.8
12/20/2015 10:20:00 PM	5.6	47.0
12/20/2015 10:21:00 PM	4.7	42.3
12/20/2015 10:23:00 PM	4.6	44.1
12/20/2015 10:24:00 PM	5.2	44.6
12/20/2015 10:25:00 PM	4.5	43.4
12/20/2015 10:27:00 PM	4.7	44.7
12/20/2015 10:28:00 PM	5.6	46.5
12/20/2015 10:30:00 PM	5.3	46.3
12/20/2015 10:31:00 PM	4.9	44.0
12/20/2015 10:37:00 PM	3.8	43.0
12/20/2015 10:38:00 PM	4.7	45.9
12/20/2015 10:40:00 PM	4.6	48.1
12/20/2015 10:41:00 PM	4.1	41.0
12/20/2015 10:42:00 PM	4.3	43.0
12/20/2015 10:43:00 PM	4.3	45.5
12/20/2015 10:44:00 PM	3.7	40.6
12/20/2015 10:47:00 PM	4.1	42.9
12/20/2015 10:51:00 PM	3.5	38.8
12/20/2015 10:58:00 PM	4.5	42.2
12/20/2015 11:05:00 PM	3.9	41.0
12/20/2015 11:06:00 PM	3.9	42.6
12/20/2015 11:07:00 PM	3.9	42.2
12/20/2015 11:12:00 PM	3.7	38.8
12/20/2015 11:16:00 PM	3.8	38.1
12/20/2015 11:24:00 PM	4.3	41.1
12/20/2015 11:25:00 PM	4.1	44.8
12/20/2015 11:26:00 PM	4.3	45.8
12/20/2015 11:30:00 PM	3.7	41.5
12/20/2015 11:40:00 PM	4.4	44.7
12/20/2015 11:41:00 PM	3.6	39.2
12/20/2015 11:43:00 PM	3.7	46.2
12/20/2015 11:44:00 PM	4.1	41.2
12/20/2015 11:52:00 PM	4.6	45.7
12/20/2015 11:53:00 PM	4.1	42.5
12/20/2015 11:54:00 PM	4.3	41.2
12/20/2015 11:55:00 PM	3.9	38.0
12/20/2015 11:56:00 PM	3.5	38.9
12/21/2015 12:00:00 AM	4.3	42.4

12/21/2015 12:03:00 AM	3.9	41.5
12/21/2015 12:04:00 AM	3.6	41.0
12/21/2015 12:05:00 AM	3.6	42.4
12/21/2015 12:08:00 AM	3.9	39.2
12/21/2015 12:09:00 AM	3.6	39.0
12/21/2015 12:11:00 AM	3.9	41.7
12/21/2015 12:17:00 AM	4.6	44.8
12/21/2015 12:18:00 AM	3.6	40.1
12/21/2015 12:21:00 AM	4.7	45.1
12/21/2015 12:23:00 AM	3.8	41.2
12/21/2015 12:33:00 AM	3.6	37.7
12/21/2015 12:39:00 AM	3.5	37.2
12/21/2015 12:45:00 AM	4.3	43.3
12/21/2015 12:46:00 AM	3.6	39.8
12/21/2015 12:47:00 AM	3.7	39.9
12/21/2015 12:49:00 AM	4.4	43.6
12/21/2015 12:50:00 AM	3.7	42.7
12/21/2015 12:51:00 AM	4.1	43.7
12/21/2015 12:54:00 AM	3.9	43.7
12/21/2015 12:55:00 AM	4.1	44.3
12/21/2015 12:57:00 AM	3.7	40.6
12/21/2015 12:58:00 AM	4.0	40.5
12/21/2015 1:00:00 AM	3.8	39.5
12/21/2015 1:02:00 AM	4.4	42.8
12/21/2015 1:03:00 AM	4.6	43.3
12/21/2015 1:04:00 AM	4.2	41.6
12/21/2015 1:05:00 AM	3.5	39.4
12/21/2015 1:08:00 AM	3.7	41.3
12/21/2015 1:09:00 AM	3.7	42.7
12/21/2015 1:10:00 AM	6.0	50.5
12/21/2015 1:11:00 AM	5.5	52.7
12/21/2015 1:12:00 AM	3.8	40.5
12/21/2015 1:13:00 AM	4.8	45.5
12/21/2015 1:21:00 AM	3.9	40.5
12/21/2015 1:22:00 AM	5.0	44.8
12/21/2015 1:24:00 AM	4.5	46.5
12/21/2015 1:25:00 AM	4.3	42.6
12/21/2015 1:26:00 AM	4.9	49.5
12/21/2015 1:27:00 AM	4.3	43.9
12/21/2015 1:28:00 AM	4.4	48.5
12/21/2015 1:29:00 AM	3.8	43.7
12/21/2015 1:30:00 AM	4.4	43.5
12/21/2015 1:33:00 AM	4.0	43.0
12/21/2015 1:34:00 AM	4.2	42.6
12/21/2015 1:35:00 AM	4.5	46.2
12/21/2015 1:36:00 AM	5.1	47.9
12/21/2015 1:40:00 AM	3.6	40.1
12/21/2015 1:41:00 AM	3.5	39.9
12/21/2015 1:42:00 AM	4.4	44.4
12/21/2015 1:43:00 AM	4.9	49.7
12/21/2015 1:45:00 AM	5.0	46.2
12/21/2015 1:46:00 AM	5.0	46.5
12/21/2015 1:48:00 AM	4.3	45.4
12/21/2015 1:49:00 AM	4.6	42.6
12/21/2015 1:51:00 AM	4.3	45.0

12/21/2015 1:52:00 AM	5.1	46.8
12/21/2015 1:54:00 AM	3.9	44.8
12/21/2015 1:57:00 AM	4.6	47.8
12/21/2015 1:59:00 AM	5.6	50.6
12/21/2015 2:00:00 AM	4.8	46.4
12/21/2015 2:01:00 AM	3.6	42.1
12/21/2015 2:02:00 AM	4.2	41.1
12/21/2015 2:04:00 AM	3.8	43.7
12/21/2015 2:05:00 AM	3.9	44.4
12/21/2015 2:06:00 AM	3.8	44.1
12/21/2015 2:07:00 AM	5.3	50.8
12/21/2015 2:10:00 AM	4.2	41.5
12/21/2015 2:11:00 AM	3.5	40.4
12/21/2015 2:15:00 AM	4.0	42.7
12/21/2015 2:16:00 AM	3.6	42.2
12/21/2015 2:18:00 AM	3.9	46.6
12/21/2015 2:23:00 AM	4.5	45.6
12/21/2015 2:28:00 AM	4.9	46.9
12/21/2015 2:31:00 AM	4.4	48.1
12/21/2015 10:55:00 PM	4.0	39.0
12/21/2015 10:59:00 PM	4.0	39.0
12/21/2015 11:01:00 PM	4.1	41.7
12/21/2015 11:02:00 PM	4.2	41.7
12/21/2015 11:03:00 PM	3.6	39.7
12/21/2015 11:04:00 PM	4.0	40.6
12/21/2015 11:05:00 PM	3.9	39.3
12/21/2015 11:06:00 PM	4.0	39.6
12/21/2015 11:07:00 PM	3.7	39.7
12/21/2015 11:09:00 PM	5.1	46.5
12/21/2015 11:11:00 PM	4.4	41.4
12/21/2015 11:12:00 PM	4.0	41.1
12/21/2015 11:13:00 PM	5.0	43.3
12/21/2015 11:14:00 PM	3.8	40.6
12/21/2015 11:15:00 PM	4.0	42.0
12/21/2015 11:16:00 PM	4.2	41.9
12/21/2015 11:17:00 PM	4.6	41.4
12/21/2015 11:18:00 PM	4.2	41.0
12/21/2015 11:20:00 PM	3.6	39.5
12/21/2015 11:28:00 PM	3.7	37.0
12/21/2015 11:33:00 PM	3.9	36.7
12/21/2015 11:34:00 PM	3.8	37.5
12/21/2015 11:37:00 PM	3.8	39.9
12/21/2015 11:38:00 PM	3.5	33.5
12/21/2015 11:40:00 PM	3.9	38.0
12/21/2015 11:41:00 PM	3.7	35.4
12/21/2015 11:52:00 PM	3.6	37.1
12/22/2015 1:02:00 AM	3.6	35.6
12/23/2015 1:58:00 AM	3.5	40.1
12/23/2015 2:34:00 AM	4.0	35.6
12/23/2015 2:35:00 AM	3.9	34.1
12/23/2015 2:36:00 AM	3.8	34.5
12/23/2015 2:37:00 AM	4.2	34.6
12/23/2015 2:41:00 AM	3.8	35.0
12/23/2015 2:42:00 AM	3.6	33.3
12/23/2015 2:44:00 AM	3.6	32.7

12/23/2015 2:47:00 AM	4.0	34.7
12/23/2015 2:49:00 AM	4.0	36.1
12/23/2015 3:00:00 AM	4.0	34.2
12/23/2015 3:01:00 AM	3.8	34.9
12/23/2015 3:03:00 AM	4.4	36.0
12/23/2015 3:15:00 AM	3.5	36.0
12/23/2015 3:29:00 AM	4.9	41.9
12/23/2015 3:30:00 AM	4.9	41.8
12/23/2015 3:34:00 AM	4.4	40.4
12/23/2015 3:47:00 AM	4.2	35.0
12/23/2015 3:48:00 AM	4.2	35.8
12/23/2015 3:50:00 AM	3.8	37.1
12/23/2015 3:51:00 AM	4.0	36.2
12/23/2015 3:52:00 AM	4.0	36.1
12/23/2015 3:53:00 AM	4.4	37.4
12/23/2015 3:55:00 AM	4.5	39.3
12/23/2015 3:57:00 AM	3.7	35.6
12/23/2015 3:59:00 AM	4.0	36.0
12/23/2015 4:03:00 AM	4.0	42.0
12/23/2015 4:06:00 AM	4.1	37.1
12/23/2015 4:16:00 AM	3.6	35.4
12/23/2015 11:06:00 PM	6.8	52.1
12/23/2015 11:08:00 PM	7.2	51.8
12/23/2015 11:09:00 PM	7.0	52.5
12/23/2015 11:12:00 PM	5.7	47.2
12/23/2015 11:14:00 PM	7.0	52.3
12/23/2015 11:17:00 PM	7.4	52.9
12/23/2015 11:27:00 PM	6.9	51.5
12/23/2015 11:37:00 PM	6.8	53.8
12/24/2015 12:05:00 AM	6.5	51.1
12/24/2015 12:09:00 AM	7.0	54.0
12/24/2015 12:10:00 AM	7.3	54.3
12/24/2015 12:11:00 AM	7.1	54.0
12/24/2015 12:12:00 AM	6.0	51.1
12/24/2015 12:13:00 AM	6.8	53.1
12/24/2015 12:15:00 AM	5.9	49.8
12/24/2015 12:19:00 AM	7.0	52.3
12/24/2015 12:20:00 AM	6.2	52.6
12/24/2015 12:21:00 AM	7.0	49.2
12/24/2015 12:24:00 AM	7.2	54.4
12/24/2015 12:37:00 AM	6.9	56.0
12/24/2015 12:41:00 AM	7.3	53.3
12/24/2015 12:50:00 AM	7.2	54.5
12/24/2015 12:51:00 AM	6.4	50.7
12/24/2015 1:00:00 AM	6.8	56.3
12/24/2015 1:02:00 AM	6.6	51.8
12/24/2015 1:03:00 AM	5.8	47.8
12/24/2015 1:05:00 AM	6.1	49.2
12/24/2015 1:07:00 AM	6.3	52.6
12/24/2015 1:09:00 AM	6.6	52.6
12/24/2015 1:10:00 AM	7.1	55.1
12/24/2015 1:16:00 AM	6.7	50.9
12/24/2015 1:19:00 AM	5.2	49.8
12/24/2015 1:22:00 AM	5.1	44.8
12/24/2015 1:30:00 AM	5.5	49.3

12/24/2015 1:39:00 AM	4.8	52.4
12/24/2015 1:40:00 AM	6.6	53.3
12/24/2015 1:50:00 AM	5.5	50.0
12/24/2015 1:54:00 AM	5.9	52.9
12/24/2015 2:23:00 AM	5.3	51.1
12/24/2015 2:32:00 AM	6.6	53.4
12/24/2015 2:50:00 AM	4.6	50.5
12/24/2015 3:08:00 AM	6.9	56.6
12/24/2015 3:38:00 AM	6.8	53.4
12/24/2015 3:49:00 AM	5.2	51.7
12/24/2015 3:57:00 AM	4.8	46.9
12/24/2015 4:02:00 AM	5.8	50.2
12/24/2015 4:06:00 AM	4.6	51.0
12/24/2015 4:09:00 AM	5.3	51.2
12/24/2015 4:11:00 AM	5.1	50.7
12/24/2015 4:13:00 AM	5.2	49.3
12/24/2015 4:15:00 AM	6.3	52.5
12/24/2015 4:16:00 AM	5.9	51.0
12/24/2015 4:18:00 AM	4.9	50.0
12/24/2015 4:22:00 AM	6.0	51.7
12/24/2015 4:33:00 AM	4.7	49.8
12/24/2015 4:35:00 AM	5.5	51.7
12/24/2015 4:36:00 AM	5.3	51.7
12/24/2015 4:38:00 AM	6.1	49.8
12/24/2015 4:57:00 AM	5.9	52.5
12/24/2015 4:58:00 AM	6.9	52.9
12/24/2015 4:59:00 AM	5.3	48.4
12/27/2015 10:00:00 PM	7.3	54.2
12/27/2015 10:02:00 PM	6.9	54.0
12/27/2015 10:06:00 PM	6.6	49.5
12/27/2015 10:07:00 PM	7.0	52.0
12/27/2015 10:10:00 PM	7.2	54.2
12/27/2015 10:12:00 PM	6.4	48.6
12/27/2015 10:13:00 PM	5.7	44.8
12/27/2015 10:14:00 PM	5.9	49.4
12/27/2015 10:15:00 PM	6.0	47.8
12/27/2015 10:16:00 PM	6.4	50.2
12/27/2015 10:17:00 PM	5.2	44.5
12/27/2015 10:19:00 PM	7.3	54.5
12/27/2015 10:21:00 PM	7.0	50.9
12/27/2015 10:28:00 PM	7.4	53.1
12/27/2015 10:29:00 PM	6.2	47.5
12/27/2015 10:30:00 PM	4.5	42.8
12/27/2015 10:31:00 PM	5.5	47.9
12/27/2015 10:32:00 PM	6.8	50.5
12/27/2015 10:35:00 PM	5.9	47.5
12/27/2015 10:38:00 PM	6.8	51.4
12/27/2015 10:39:00 PM	6.8	51.8
12/27/2015 10:40:00 PM	7.2	53.9
12/27/2015 10:41:00 PM	5.9	51.0
12/27/2015 10:43:00 PM	6.8	52.6
12/27/2015 10:44:00 PM	7.2	53.3
12/27/2015 10:49:00 PM	6.9	50.0
12/27/2015 10:50:00 PM	5.7	52.2
12/27/2015 10:51:00 PM	7.2	53.2

12/27/2015 10:52:00 PM	6.2	51.0
12/27/2015 11:14:00 PM	4.9	43.8
12/27/2015 11:15:00 PM	4.8	44.0
12/27/2015 11:19:00 PM	6.5	52.8
12/27/2015 11:20:00 PM	6.5	50.9
12/27/2015 11:21:00 PM	5.1	45.1
12/27/2015 11:27:00 PM	5.4	45.5
12/27/2015 11:31:00 PM	7.2	52.3
12/27/2015 11:32:00 PM	5.8	50.3
12/27/2015 11:33:00 PM	7.4	54.0
12/27/2015 11:35:00 PM	7.1	53.0
12/27/2015 11:36:00 PM	6.2	51.4
12/27/2015 11:37:00 PM	6.4	49.4
12/27/2015 11:38:00 PM	6.3	48.6
12/27/2015 11:39:00 PM	5.8	47.3
12/27/2015 11:40:00 PM	6.2	50.5
12/27/2015 11:41:00 PM	6.6	48.9
12/27/2015 11:42:00 PM	6.6	52.9
12/27/2015 11:43:00 PM	6.0	48.8
12/27/2015 11:44:00 PM	5.7	44.5
12/27/2015 11:45:00 PM	3.8	39.9
12/27/2015 11:46:00 PM	4.4	48.0
12/27/2015 11:47:00 PM	7.3	50.7
12/27/2015 11:48:00 PM	6.7	51.5
12/27/2015 11:50:00 PM	5.7	46.9
12/27/2015 11:51:00 PM	5.3	44.6
12/27/2015 11:52:00 PM	5.2	47.7
12/27/2015 11:53:00 PM	7.0	53.2
12/27/2015 11:54:00 PM	5.8	47.8
12/27/2015 11:56:00 PM	6.4	51.6
12/27/2015 11:57:00 PM	5.8	46.5
12/27/2015 11:58:00 PM	5.3	45.4
12/27/2015 11:59:00 PM	4.8	43.0
12/28/2015 12:00:00 AM	4.3	45.0
12/28/2015 12:02:00 AM	6.8	50.9
12/28/2015 12:03:00 AM	5.6	46.5
12/28/2015 12:04:00 AM	6.3	51.4
12/28/2015 12:05:00 AM	5.4	49.6
12/28/2015 12:08:00 AM	5.7	45.8
12/28/2015 12:09:00 AM	5.2	48.7
12/28/2015 12:10:00 AM	6.9	52.0
12/28/2015 12:11:00 AM	7.2	53.5
12/28/2015 12:14:00 AM	6.3	49.5
12/28/2015 12:17:00 AM	6.4	49.3
12/28/2015 12:21:00 AM	5.6	47.0
12/28/2015 1:38:00 AM	4.4	40.0
12/28/2015 1:43:00 AM	5.0	46.7
12/28/2015 1:44:00 AM	5.1	42.1
12/28/2015 1:45:00 AM	4.4	42.1
12/28/2015 1:46:00 AM	4.2	37.2
12/28/2015 1:47:00 AM	4.9	42.5
12/28/2015 1:48:00 AM	5.7	44.8
12/28/2015 1:49:00 AM	4.6	39.9
12/28/2015 1:50:00 AM	4.3	46.7
12/28/2015 1:54:00 AM	4.7	42.0

12/28/2015 1:56:00 AM	4.9	44.2
12/28/2015 1:57:00 AM	5.0	42.5
12/28/2015 1:58:00 AM	5.9	48.4
12/28/2015 2:00:00 AM	5.5	44.1
12/28/2015 2:01:00 AM	5.8	46.5
12/28/2015 2:08:00 AM	4.7	41.0
12/28/2015 2:11:00 AM	5.3	43.0
12/28/2015 2:12:00 AM	4.9	44.3
12/28/2015 2:13:00 AM	5.0	43.2
12/28/2015 2:14:00 AM	5.0	42.8
12/28/2015 2:15:00 AM	5.1	43.4
12/28/2015 2:16:00 AM	4.1	37.6
12/28/2015 2:18:00 AM	5.8	45.4
12/28/2015 2:19:00 AM	4.6	40.6
12/29/2015 10:00:00 PM	3.9	39.4
12/29/2015 10:01:00 PM	3.8	40.0
12/29/2015 10:02:00 PM	4.2	41.6
12/29/2015 10:03:00 PM	4.4	42.1
12/29/2015 10:04:00 PM	4.3	40.1
12/29/2015 10:05:00 PM	3.9	38.7
12/29/2015 10:07:00 PM	3.7	39.2
12/29/2015 10:11:00 PM	3.8	39.1
12/29/2015 10:12:00 PM	3.7	39.0
12/29/2015 10:13:00 PM	3.6	38.0
12/29/2015 10:14:00 PM	3.9	39.6
12/29/2015 10:15:00 PM	3.8	38.8
12/29/2015 10:16:00 PM	4.1	38.3
12/29/2015 10:17:00 PM	4.4	41.5
12/29/2015 10:18:00 PM	3.9	38.5
12/29/2015 10:19:00 PM	3.9	37.6
12/29/2015 10:20:00 PM	4.1	38.6
12/29/2015 10:21:00 PM	3.9	40.3
12/29/2015 10:22:00 PM	3.9	40.0
12/29/2015 10:23:00 PM	3.9	39.3
12/29/2015 10:24:00 PM	3.6	39.2
12/29/2015 10:25:00 PM	3.7	37.4
12/29/2015 10:29:00 PM	3.8	38.6
12/29/2015 10:30:00 PM	4.3	41.6
12/29/2015 10:31:00 PM	4.2	42.0
12/29/2015 10:32:00 PM	3.7	38.2
12/29/2015 10:35:00 PM	3.8	40.2
12/29/2015 10:36:00 PM	3.8	38.8
12/29/2015 10:37:00 PM	3.7	39.0
12/29/2015 10:38:00 PM	3.7	38.7
12/29/2015 10:39:00 PM	3.6	39.3
12/29/2015 10:40:00 PM	4.2	41.3
12/29/2015 10:41:00 PM	4.0	39.7
12/29/2015 10:42:00 PM	4.3	40.9
12/29/2015 10:44:00 PM	4.6	42.7
12/29/2015 10:46:00 PM	4.9	45.0
12/29/2015 10:47:00 PM	5.8	49.5
12/29/2015 10:48:00 PM	4.9	45.2
12/29/2015 10:49:00 PM	5.2	45.6
12/29/2015 10:50:00 PM	4.1	39.2
12/29/2015 10:51:00 PM	4.4	45.8



12/29/2015 10:52:00 PM	4.1	42.9
12/29/2015 10:53:00 PM	4.3	42.0
12/29/2015 10:54:00 PM	3.9	39.6
12/29/2015 10:55:00 PM	4.4	41.5
12/29/2015 10:56:00 PM	3.7	38.0
12/29/2015 10:57:00 PM	3.7	37.5
12/29/2015 10:58:00 PM	3.8	37.4
12/29/2015 11:01:00 PM	3.9	36.9
12/29/2015 11:15:00 PM	3.6	36.3
12/29/2015 11:18:00 PM	3.6	36.8
12/29/2015 11:28:00 PM	3.6	36.8
12/29/2015 11:32:00 PM	3.6	39.7
12/29/2015 11:38:00 PM	3.7	36.4
12/29/2015 11:41:00 PM	3.5	38.1
12/29/2015 11:43:00 PM	3.7	37.0
12/29/2015 11:44:00 PM	3.8	38.5
12/29/2015 11:45:00 PM	3.8	38.3
12/29/2015 11:48:00 PM	4.5	41.9
12/29/2015 11:49:00 PM	3.6	40.4
12/29/2015 11:50:00 PM	3.9	37.4
12/29/2015 11:51:00 PM	3.5	36.9
12/29/2015 11:53:00 PM	3.6	37.9
12/29/2015 11:54:00 PM	3.6	38.1
12/30/2015 12:03:00 AM	4.1	39.6
12/30/2015 12:04:00 AM	4.4	40.1
12/30/2015 12:05:00 AM	4.0	38.9
12/30/2015 12:06:00 AM	3.7	37.7
12/30/2015 12:07:00 AM	4.2	40.5
12/30/2015 12:08:00 AM	3.6	37.6
12/30/2015 12:09:00 AM	3.9	38.1
12/30/2015 12:10:00 AM	3.6	37.3
12/30/2015 12:12:00 AM	3.7	39.3
12/30/2015 12:13:00 AM	3.5	37.3
12/30/2015 12:15:00 AM	3.7	38.1
12/30/2015 12:16:00 AM	3.8	38.0
12/30/2015 12:18:00 AM	3.7	38.7
12/30/2015 12:19:00 AM	4.0	39.0
12/30/2015 12:20:00 AM	3.7	37.7
12/30/2015 12:21:00 AM	3.6	39.3
12/30/2015 12:22:00 AM	4.0	39.2
12/30/2015 12:24:00 AM	4.0	41.0
12/30/2015 12:25:00 AM	4.1	40.5
12/30/2015 12:26:00 AM	4.7	43.7
12/30/2015 12:27:00 AM	4.0	38.4
12/30/2015 12:29:00 AM	3.6	37.7
12/30/2015 12:32:00 AM	3.6	37.0
12/30/2015 12:33:00 AM	4.3	40.5
12/30/2015 12:36:00 AM	3.5	36.7
12/30/2015 12:39:00 AM	4.2	39.7
12/30/2015 12:41:00 AM	4.2	40.2
12/30/2015 12:43:00 AM	3.6	38.1
12/30/2015 12:44:00 AM	4.2	41.3
12/30/2015 12:45:00 AM	4.5	41.2
12/30/2015 12:46:00 AM	3.9	38.5
12/30/2015 12:47:00 AM	3.8	37.8

12/30/2015 12:52:00 AM	3.5	38.1
12/30/2015 12:53:00 AM	3.6	37.3
12/30/2015 12:56:00 AM	3.6	37.9
12/30/2015 12:59:00 AM	4.0	38.3
12/30/2015 1:03:00 AM	3.6	38.1
12/30/2015 1:04:00 AM	3.6	37.6
12/30/2015 1:05:00 AM	3.6	37.3
12/30/2015 1:27:00 AM	3.7	36.7
12/30/2015 10:00:00 PM	3.9	38.4
12/30/2015 10:01:00 PM	3.7	37.8
12/30/2015 10:04:00 PM	3.7	38.7
12/30/2015 10:13:00 PM	3.8	37.6
12/30/2015 10:14:00 PM	3.9	37.8
12/30/2015 10:16:00 PM	4.6	42.1
12/30/2015 10:17:00 PM	3.6	38.4
12/30/2015 10:18:00 PM	3.9	38.4
12/30/2015 10:19:00 PM	4.2	38.6
12/30/2015 10:20:00 PM	3.7	37.5
12/30/2015 10:22:00 PM	3.9	38.8
12/30/2015 10:23:00 PM	3.8	38.0
12/30/2015 10:24:00 PM	4.0	37.0
12/30/2015 10:26:00 PM	4.5	42.7
12/30/2015 10:27:00 PM	4.7	43.8
12/30/2015 10:28:00 PM	4.2	40.7
12/30/2015 10:30:00 PM	3.6	36.7
12/30/2015 10:32:00 PM	3.6	36.8
12/30/2015 10:35:00 PM	3.7	36.9
12/30/2015 10:41:00 PM	4.1	37.0
12/30/2015 10:45:00 PM	3.6	36.3
12/30/2015 11:03:00 PM	3.6	38.1
12/30/2015 11:24:00 PM	3.6	38.2
12/30/2015 11:30:00 PM	3.5	38.3
12/30/2015 11:32:00 PM	4.0	38.0
12/30/2015 11:33:00 PM	4.1	42.8
12/30/2015 11:34:00 PM	5.7	48.5
12/30/2015 11:35:00 PM	5.3	47.0
12/30/2015 11:36:00 PM	5.0	42.1
12/30/2015 11:37:00 PM	4.3	39.1
12/30/2015 11:38:00 PM	3.7	38.1
12/30/2015 11:39:00 PM	3.6	37.6
12/30/2015 11:40:00 PM	4.5	42.4
12/30/2015 11:41:00 PM	4.2	40.8
12/30/2015 11:42:00 PM	5.0	44.6
12/30/2015 11:43:00 PM	5.1	45.4
12/30/2015 11:44:00 PM	5.4	46.5
12/30/2015 11:45:00 PM	5.8	49.4
12/30/2015 11:46:00 PM	5.4	46.6
12/30/2015 11:47:00 PM	4.5	40.2
12/30/2015 11:48:00 PM	5.0	45.6
12/30/2015 11:49:00 PM	5.3	46.2
12/30/2015 11:50:00 PM	4.4	41.4
12/30/2015 11:51:00 PM	4.1	39.4
12/30/2015 11:52:00 PM	3.7	37.8
12/30/2015 11:53:00 PM	5.2	43.7
12/30/2015 11:54:00 PM	4.8	45.9

12/30/2015 11:55:00 PM	5.3	44.2
12/30/2015 11:56:00 PM	5.4	45.3
12/30/2015 11:57:00 PM	5.5	48.4
12/30/2015 11:58:00 PM	5.6	47.1
12/30/2015 11:59:00 PM	5.4	44.1
12/31/2015 12:00:00 AM	4.9	42.7
12/31/2015 12:01:00 AM	4.6	41.1
12/31/2015 12:02:00 AM	4.7	43.5
12/31/2015 12:03:00 AM	5.2	44.5
12/31/2015 12:04:00 AM	4.4	41.8
12/31/2015 12:05:00 AM	5.6	47.0
12/31/2015 12:06:00 AM	6.4	52.1
12/31/2015 12:07:00 AM	7.0	52.7
12/31/2015 12:08:00 AM	7.0	53.5
12/31/2015 12:09:00 AM	6.2	50.1
12/31/2015 12:10:00 AM	5.8	48.1
12/31/2015 12:12:00 AM	5.7	48.0
12/31/2015 12:13:00 AM	5.1	43.7
12/31/2015 12:14:00 AM	5.4	46.2
12/31/2015 12:15:00 AM	4.6	41.6
12/31/2015 12:16:00 AM	4.5	40.6
12/31/2015 12:17:00 AM	4.3	41.6
12/31/2015 12:18:00 AM	4.9	43.2
12/31/2015 12:19:00 AM	5.4	46.7
12/31/2015 12:20:00 AM	5.7	46.2
12/31/2015 12:21:00 AM	5.8	49.4
12/31/2015 12:22:00 AM	5.8	47.7
12/31/2015 12:23:00 AM	5.1	45.5
12/31/2015 12:24:00 AM	5.6	44.6
12/31/2015 12:25:00 AM	5.0	42.8
12/31/2015 12:26:00 AM	5.8	49.0
12/31/2015 12:27:00 AM	5.5	46.5
12/31/2015 12:28:00 AM	4.5	42.3
12/31/2015 12:29:00 AM	6.5	51.4
12/31/2015 12:30:00 AM	6.6	52.8
12/31/2015 12:31:00 AM	6.9	52.4
12/31/2015 12:32:00 AM	5.7	46.1
12/31/2015 12:33:00 AM	5.8	49.6
12/31/2015 12:34:00 AM	5.6	47.5
12/31/2015 12:35:00 AM	6.0	47.9
12/31/2015 12:37:00 AM	5.6	47.9
12/31/2015 12:38:00 AM	5.6	45.6
12/31/2015 12:39:00 AM	6.0	48.0
12/31/2015 12:40:00 AM	5.5	45.6
12/31/2015 12:41:00 AM	5.8	48.4
12/31/2015 12:42:00 AM	5.3	45.0
12/31/2015 12:43:00 AM	4.7	41.8
12/31/2015 12:44:00 AM	4.7	42.3
12/31/2015 12:45:00 AM	5.2	43.7
12/31/2015 12:46:00 AM	5.3	45.4
12/31/2015 12:47:00 AM	4.9	43.4
12/31/2015 12:48:00 AM	4.5	41.4
12/31/2015 12:49:00 AM	6.6	53.5
12/31/2015 12:50:00 AM	6.8	52.8
12/31/2015 12:52:00 AM	6.3	49.6

12/31/2015 12:53:00 AM	6.7	50.5
12/31/2015 12:54:00 AM	5.9	47.3
12/31/2015 12:55:00 AM	6.0	47.7
12/31/2015 12:56:00 AM	5.3	43.1
12/31/2015 12:57:00 AM	4.6	40.8
12/31/2015 12:58:00 AM	4.7	42.2
12/31/2015 12:59:00 AM	4.5	39.6
12/31/2015 1:00:00 AM	4.7	40.5
12/31/2015 1:01:00 AM	4.5	40.8
12/31/2015 1:02:00 AM	5.1	44.3
12/31/2015 1:03:00 AM	4.3	38.4
12/31/2015 1:04:00 AM	5.5	48.7
12/31/2015 1:05:00 AM	6.6	51.9
12/31/2015 1:06:00 AM	6.1	49.3
12/31/2015 1:07:00 AM	5.5	47.3
12/31/2015 1:08:00 AM	4.6	41.3
12/31/2015 1:09:00 AM	5.1	43.4
12/31/2015 1:10:00 AM	5.1	43.3
12/31/2015 1:11:00 AM	5.2	44.4
12/31/2015 1:12:00 AM	4.8	43.5
12/31/2015 1:13:00 AM	5.9	49.7
12/31/2015 1:14:00 AM	5.9	48.3
12/31/2015 1:15:00 AM	5.2	47.1
12/31/2015 1:16:00 AM	5.5	45.6
12/31/2015 1:17:00 AM	4.9	44.9
12/31/2015 1:18:00 AM	5.3	46.2
12/31/2015 1:19:00 AM	5.2	43.3
12/31/2015 1:20:00 AM	4.4	40.1
12/31/2015 1:21:00 AM	3.9	38.4
12/31/2015 1:22:00 AM	4.7	42.7
12/31/2015 1:23:00 AM	4.9	41.8
12/31/2015 1:24:00 AM	4.2	39.3
12/31/2015 1:25:00 AM	4.1	38.8
12/31/2015 1:26:00 AM	3.9	36.3
12/31/2015 1:27:00 AM	4.7	44.3
12/31/2015 1:28:00 AM	5.2	43.3
12/31/2015 1:29:00 AM	5.2	44.2
12/31/2015 1:30:00 AM	4.1	39.0
12/31/2015 1:31:00 AM	4.6	40.9
12/31/2015 1:32:00 AM	4.5	41.3
12/31/2015 1:33:00 AM	5.2	46.7
12/31/2015 1:34:00 AM	5.8	45.5
12/31/2015 1:35:00 AM	4.9	42.8
12/31/2015 1:36:00 AM	5.0	43.1
12/31/2015 1:38:00 AM	6.5	51.5
12/31/2015 1:39:00 AM	7.1	53.7
12/31/2015 1:40:00 AM	6.2	48.7
12/31/2015 1:41:00 AM	4.0	38.3
12/31/2015 1:42:00 AM	4.7	43.6
12/31/2015 1:43:00 AM	6.1	49.8
12/31/2015 1:44:00 AM	6.6	51.1
12/31/2015 1:45:00 AM	5.1	45.8
12/31/2015 1:46:00 AM	6.1	47.7
12/31/2015 1:47:00 AM	5.3	44.8
12/31/2015 1:48:00 AM	5.7	47.2

12/31/2015 1:49:00 AM	6.2	49.8
12/31/2015 1:50:00 AM	5.2	49.1
12/31/2015 1:51:00 AM	7.3	52.7
12/31/2015 1:52:00 AM	5.5	44.3
12/31/2015 1:53:00 AM	6.0	51.6
12/31/2015 1:54:00 AM	7.5	54.3
12/31/2015 1:55:00 AM	7.3	55.9
12/31/2015 1:56:00 AM	6.6	50.7
12/31/2015 1:57:00 AM	5.9	48.1
12/31/2015 1:58:00 AM	5.1	43.2
12/31/2015 1:59:00 AM	6.7	51.9
12/31/2015 2:00:00 AM	6.0	48.1
12/31/2015 2:01:00 AM	5.8	49.0
12/31/2015 2:02:00 AM	6.4	49.6
12/31/2015 2:03:00 AM	5.9	47.9
12/31/2015 2:04:00 AM	5.5	45.5
12/31/2015 2:06:00 AM	6.2	49.8
12/31/2015 2:08:00 AM	7.4	53.8
12/31/2015 2:09:00 AM	7.4	53.6
12/31/2015 2:10:00 AM	6.7	53.7
12/31/2015 2:11:00 AM	6.5	48.8
12/31/2015 2:12:00 AM	5.7	46.8
12/31/2015 2:13:00 AM	5.4	43.8
12/31/2015 2:14:00 AM	4.9	43.6
12/31/2015 2:15:00 AM	4.3	38.0
12/31/2015 2:17:00 AM	7.1	52.4
12/31/2015 2:18:00 AM	5.8	46.9
12/31/2015 2:19:00 AM	5.7	46.3
12/31/2015 2:20:00 AM	5.9	47.1
12/31/2015 2:21:00 AM	6.5	50.3
12/31/2015 2:22:00 AM	5.9	48.0
12/31/2015 2:23:00 AM	5.6	46.6
12/31/2015 2:24:00 AM	5.5	46.8
12/31/2015 2:25:00 AM	6.1	48.0
12/31/2015 2:26:00 AM	5.7	48.2
12/31/2015 2:27:00 AM	4.9	41.8
12/31/2015 2:28:00 AM	5.1	48.1
12/31/2015 2:29:00 AM	7.2	56.0
12/31/2015 2:30:00 AM	6.5	51.7
12/31/2015 2:31:00 AM	6.1	48.4
12/31/2015 2:32:00 AM	5.7	47.7
12/31/2015 2:33:00 AM	6.6	52.8
12/31/2015 2:34:00 AM	7.0	53.7
12/31/2015 2:35:00 AM	7.4	53.5
12/31/2015 2:36:00 AM	6.4	49.1
12/31/2015 2:37:00 AM	6.3	51.0
12/31/2015 2:38:00 AM	6.1	48.5
12/31/2015 2:39:00 AM	5.7	48.4
12/31/2015 2:40:00 AM	5.1	42.8
12/31/2015 2:41:00 AM	4.5	39.5
12/31/2015 2:42:00 AM	4.8	41.8
12/31/2015 2:43:00 AM	4.1	37.3
12/31/2015 2:44:00 AM	3.9	35.8
12/31/2015 2:45:00 AM	4.0	39.0
12/31/2015 2:46:00 AM	4.7	44.5

12/31/2015 2:47:00 AM	5.1	43.0
12/31/2015 2:48:00 AM	4.7	41.1
12/31/2015 2:49:00 AM	4.1	36.8
12/31/2015 2:50:00 AM	4.4	44.5
12/31/2015 2:51:00 AM	5.5	46.1
12/31/2015 2:52:00 AM	5.9	45.4
12/31/2015 2:53:00 AM	5.5	43.9
12/31/2015 2:54:00 AM	4.4	40.3
12/31/2015 2:55:00 AM	5.5	45.1
12/31/2015 2:56:00 AM	4.7	40.3
12/31/2015 2:57:00 AM	4.6	41.2
12/31/2015 2:58:00 AM	5.6	46.0
12/31/2015 2:59:00 AM	5.5	46.0
12/31/2015 3:00:00 AM	5.9	46.3
12/31/2015 3:01:00 AM	5.8	46.7
12/31/2015 3:02:00 AM	6.6	51.8
12/31/2015 3:03:00 AM	6.4	49.8
12/31/2015 3:04:00 AM	6.3	49.4
12/31/2015 3:05:00 AM	5.0	40.8
12/31/2015 3:06:00 AM	5.1	43.9
12/31/2015 3:07:00 AM	5.6	45.3
12/31/2015 3:08:00 AM	5.5	45.0
12/31/2015 3:09:00 AM	6.4	49.9
12/31/2015 3:10:00 AM	5.8	47.2
12/31/2015 3:11:00 AM	5.8	47.8
12/31/2015 3:12:00 AM	5.9	47.5
12/31/2015 3:13:00 AM	6.6	52.2
12/31/2015 3:14:00 AM	6.1	45.9
12/31/2015 3:15:00 AM	5.7	44.9
12/31/2015 3:16:00 AM	5.7	45.7
12/31/2015 3:17:00 AM	5.8	45.3
12/31/2015 3:18:00 AM	5.5	44.2
12/31/2015 3:19:00 AM	5.1	41.4
12/31/2015 3:20:00 AM	5.5	42.1
12/31/2015 3:21:00 AM	5.0	45.3
12/31/2015 3:22:00 AM	6.2	48.9
12/31/2015 3:23:00 AM	5.6	45.5
12/31/2015 3:24:00 AM	5.4	46.1
12/31/2015 3:25:00 AM	5.0	42.6
12/31/2015 3:26:00 AM	4.8	43.5
12/31/2015 3:27:00 AM	5.6	45.0
12/31/2015 3:28:00 AM	4.9	41.8
12/31/2015 3:29:00 AM	5.1	40.5
12/31/2015 3:30:00 AM	4.4	39.6
12/31/2015 3:31:00 AM	4.4	37.2
12/31/2015 3:33:00 AM	4.8	44.2
12/31/2015 3:34:00 AM	5.8	46.6
12/31/2015 3:35:00 AM	4.7	40.3
12/31/2015 3:36:00 AM	4.2	36.7
12/31/2015 3:37:00 AM	4.2	37.8
12/31/2015 3:38:00 AM	5.3	45.0
12/31/2015 3:39:00 AM	5.8	47.5
12/31/2015 3:40:00 AM	5.6	45.2
12/31/2015 3:41:00 AM	5.3	43.8
12/31/2015 3:42:00 AM	4.7	40.2

12/31/2015 3:43:00 AM	4.3	39.2
12/31/2015 3:44:00 AM	3.9	36.1
12/31/2015 3:45:00 AM	4.0	37.4
12/31/2015 3:46:00 AM	4.5	39.6
12/31/2015 3:47:00 AM	4.6	42.0
12/31/2015 3:48:00 AM	4.9	41.9
12/31/2015 3:49:00 AM	4.6	41.4
12/31/2015 3:50:00 AM	5.7	45.8
12/31/2015 3:51:00 AM	5.5	45.6
12/31/2015 3:52:00 AM	4.1	38.7
12/31/2015 3:53:00 AM	4.5	40.2
12/31/2015 3:55:00 AM	6.7	51.9
12/31/2015 3:56:00 AM	6.6	51.4
12/31/2015 3:58:00 AM	5.8	45.7
12/31/2015 3:59:00 AM	4.2	37.3
12/31/2015 4:00:00 AM	3.7	36.2
12/31/2015 4:01:00 AM	4.1	38.0
12/31/2015 4:02:00 AM	4.0	38.3
12/31/2015 4:03:00 AM	4.6	39.6
12/31/2015 4:04:00 AM	4.8	40.5
12/31/2015 4:05:00 AM	5.2	47.6
12/31/2015 4:06:00 AM	5.7	46.5
12/31/2015 4:07:00 AM	5.8	44.8
12/31/2015 4:08:00 AM	5.7	45.7
12/31/2015 4:09:00 AM	5.8	48.5
12/31/2015 4:10:00 AM	4.6	42.3
12/31/2015 4:11:00 AM	4.9	42.1
12/31/2015 4:12:00 AM	5.0	43.6
12/31/2015 4:13:00 AM	4.1	40.2
12/31/2015 4:14:00 AM	5.4	46.2
12/31/2015 4:15:00 AM	5.5	46.9
12/31/2015 4:16:00 AM	5.0	46.2
12/31/2015 4:17:00 AM	5.2	44.6
12/31/2015 4:18:00 AM	5.3	46.5
12/31/2015 4:19:00 AM	5.9	48.9
12/31/2015 4:22:00 AM	4.5	41.1
12/31/2015 4:23:00 AM	5.1	42.8
12/31/2015 4:25:00 AM	5.7	47.3
12/31/2015 4:26:00 AM	5.4	44.9
12/31/2015 4:27:00 AM	5.2	44.9
12/31/2015 4:28:00 AM	5.1	43.3
12/31/2015 4:29:00 AM	4.3	42.7
12/31/2015 4:30:00 AM	5.1	47.4
12/31/2015 4:31:00 AM	5.1	43.5
12/31/2015 4:32:00 AM	5.2	45.3
12/31/2015 4:33:00 AM	4.9	44.5
12/31/2015 4:34:00 AM	5.8	47.7
12/31/2015 4:35:00 AM	5.4	45.5
12/31/2015 4:36:00 AM	6.1	48.6
12/31/2015 4:37:00 AM	5.5	47.8
12/31/2015 4:38:00 AM	6.5	49.8
12/31/2015 4:39:00 AM	6.4	49.1
12/31/2015 4:40:00 AM	6.4	51.2
12/31/2015 4:41:00 AM	6.8	52.5
12/31/2015 4:42:00 AM	6.5	51.0

12/31/2015 4:44:00 AM	7.3	53.7
12/31/2015 4:45:00 AM	6.9	50.5
12/31/2015 4:46:00 AM	6.5	49.7
12/31/2015 4:47:00 AM	6.4	51.9
12/31/2015 4:48:00 AM	6.4	49.8
12/31/2015 4:49:00 AM	5.9	46.8
12/31/2015 4:50:00 AM	5.4	43.7
12/31/2015 4:51:00 AM	6.0	47.3
12/31/2015 4:52:00 AM	4.8	42.8
12/31/2015 4:53:00 AM	4.3	41.0
12/31/2015 4:54:00 AM	4.9	44.2
12/31/2015 4:55:00 AM	5.3	46.1
12/31/2015 4:56:00 AM	4.5	41.2
12/31/2015 4:57:00 AM	4.5	42.8
12/31/2015 4:58:00 AM	4.9	42.7
12/31/2015 4:59:00 AM	5.3	46.8
12/31/2015 10:00:00 PM	4.7	42.8
12/31/2015 10:01:00 PM	4.3	40.6
12/31/2015 10:02:00 PM	5.7	48.2
12/31/2015 10:03:00 PM	5.4	47.9
12/31/2015 10:04:00 PM	4.9	45.6
12/31/2015 10:05:00 PM	5.2	44.6
12/31/2015 10:06:00 PM	5.6	48.1
12/31/2015 10:07:00 PM	5.5	47.3
12/31/2015 10:08:00 PM	6.4	53.2
12/31/2015 10:09:00 PM	7.1	53.8
12/31/2015 10:10:00 PM	6.4	50.6
12/31/2015 10:11:00 PM	6.6	53.0
12/31/2015 10:12:00 PM	4.8	43.6
12/31/2015 10:13:00 PM	4.5	43.4
12/31/2015 10:14:00 PM	4.6	42.2
12/31/2015 10:15:00 PM	3.8	36.8
12/31/2015 10:16:00 PM	4.7	43.8
12/31/2015 10:17:00 PM	5.0	46.6
12/31/2015 10:18:00 PM	6.7	52.4
12/31/2015 10:19:00 PM	6.2	51.1
12/31/2015 10:20:00 PM	5.7	49.5
12/31/2015 10:21:00 PM	5.4	48.1
12/31/2015 10:22:00 PM	5.0	43.6
12/31/2015 10:23:00 PM	6.1	50.6
12/31/2015 10:24:00 PM	5.5	46.8
12/31/2015 10:25:00 PM	5.3	45.3
12/31/2015 10:26:00 PM	6.1	51.3
12/31/2015 10:27:00 PM	5.7	48.4
12/31/2015 10:28:00 PM	5.6	47.9
12/31/2015 10:29:00 PM	5.5	47.6
12/31/2015 10:30:00 PM	6.8	52.7
12/31/2015 10:31:00 PM	5.2	45.6
12/31/2015 10:32:00 PM	5.4	47.0
12/31/2015 10:33:00 PM	5.5	48.1
12/31/2015 10:34:00 PM	5.1	46.2
12/31/2015 10:35:00 PM	5.4	48.5
12/31/2015 10:36:00 PM	5.2	43.2
12/31/2015 10:37:00 PM	4.1	41.0
12/31/2015 10:38:00 PM	6.4	52.4



12/31/2015 10:39:00 PM	5.9	50.0
12/31/2015 10:40:00 PM	4.9	44.4
12/31/2015 10:41:00 PM	6.5	53.2
12/31/2015 10:42:00 PM	5.8	48.4
12/31/2015 10:44:00 PM	5.7	48.2
12/31/2015 10:45:00 PM	5.3	45.1
12/31/2015 10:46:00 PM	4.6	43.3
12/31/2015 10:47:00 PM	4.8	45.4
12/31/2015 10:48:00 PM	5.0	45.0
12/31/2015 10:49:00 PM	3.9	36.6
12/31/2015 10:50:00 PM	3.8	38.6
12/31/2015 10:51:00 PM	3.9	39.0
12/31/2015 10:52:00 PM	5.0	45.9
12/31/2015 10:53:00 PM	5.1	45.5
12/31/2015 10:54:00 PM	5.5	47.9
12/31/2015 10:55:00 PM	5.8	49.1
12/31/2015 10:56:00 PM	4.9	44.8
12/31/2015 10:57:00 PM	5.7	47.8
12/31/2015 10:58:00 PM	5.8	48.9
12/31/2015 10:59:00 PM	5.6	48.3
12/31/2015 11:00:00 PM	5.0	44.7
12/31/2015 11:01:00 PM	4.9	44.0
12/31/2015 11:02:00 PM	5.0	43.0
12/31/2015 11:03:00 PM	4.5	42.2
12/31/2015 11:04:00 PM	3.9	38.5
12/31/2015 11:05:00 PM	4.6	44.3
12/31/2015 11:06:00 PM	5.4	47.5
12/31/2015 11:07:00 PM	5.6	49.1
12/31/2015 11:08:00 PM	5.0	44.8
12/31/2015 11:09:00 PM	5.1	45.4
12/31/2015 11:10:00 PM	5.7	49.1
12/31/2015 11:11:00 PM	5.4	45.7
12/31/2015 11:12:00 PM	4.6	41.0
12/31/2015 11:13:00 PM	4.7	42.1
12/31/2015 11:14:00 PM	5.4	46.2
12/31/2015 11:15:00 PM	6.3	52.1
12/31/2015 11:16:00 PM	5.4	46.9
12/31/2015 11:17:00 PM	5.3	46.4
12/31/2015 11:19:00 PM	5.4	46.6
12/31/2015 11:20:00 PM	5.0	43.9
12/31/2015 11:21:00 PM	5.3	44.4
12/31/2015 11:22:00 PM	4.9	46.8
12/31/2015 11:23:00 PM	5.4	50.0
12/31/2015 11:24:00 PM	5.5	49.8
12/31/2015 11:25:00 PM	5.2	47.0
12/31/2015 11:26:00 PM	5.2	46.2
12/31/2015 11:27:00 PM	4.7	43.7
12/31/2015 11:28:00 PM	5.4	46.7
12/31/2015 11:30:00 PM	6.9	54.4
12/31/2015 11:31:00 PM	6.4	50.3
12/31/2015 11:32:00 PM	6.0	49.5
12/31/2015 11:33:00 PM	6.7	53.0
12/31/2015 11:34:00 PM	6.4	49.0
12/31/2015 11:35:00 PM	7.3	54.7
12/31/2015 11:36:00 PM	6.4	51.1

12/31/2015 11:37:00 PM	7.0	55.7
12/31/2015 11:38:00 PM	7.0	53.0
12/31/2015 11:39:00 PM	6.2	52.0
12/31/2015 11:40:00 PM	6.0	49.8
12/31/2015 11:41:00 PM	6.9	52.7
12/31/2015 11:43:00 PM	6.7	51.1
12/31/2015 11:44:00 PM	7.3	56.3
12/31/2015 11:45:00 PM	5.6	47.7
12/31/2015 11:46:00 PM	6.6	52.7
12/31/2015 11:47:00 PM	6.4	51.8
12/31/2015 11:48:00 PM	5.9	50.4
12/31/2015 11:49:00 PM	7.1	55.2
12/31/2015 11:52:00 PM	6.9	52.3
12/31/2015 11:53:00 PM	7.1	53.8
12/31/2015 11:55:00 PM	6.1	50.8
12/31/2015 11:57:00 PM	7.3	53.7
12/31/2015 11:59:00 PM	6.4	51.0
01/01/2016 12:00:00 AM	6.0	48.0
01/01/2016 12:02:00 AM	5.5	46.7
01/01/2016 12:03:00 AM	4.5	40.9
01/01/2016 12:06:00 AM	7.2	55.0
01/01/2016 12:07:00 AM	6.8	53.1
01/01/2016 12:08:00 AM	5.6	46.7
01/01/2016 12:09:00 AM	5.3	44.9
01/01/2016 12:10:00 AM	4.7	43.1
01/01/2016 12:11:00 AM	6.4	52.2
01/01/2016 12:12:00 AM	5.7	47.6
01/01/2016 12:14:00 AM	6.8	53.5
01/01/2016 12:15:00 AM	6.0	49.3
01/01/2016 12:16:00 AM	5.9	50.9
01/01/2016 12:17:00 AM	5.6	48.4
01/01/2016 12:18:00 AM	6.2	51.3
01/01/2016 12:19:00 AM	6.0	49.5
01/01/2016 12:20:00 AM	5.1	46.6
01/01/2016 12:21:00 AM	6.3	51.8
01/01/2016 12:22:00 AM	7.0	54.0
01/01/2016 12:23:00 AM	6.3	51.3
01/01/2016 12:25:00 AM	7.3	54.6
01/01/2016 12:26:00 AM	6.1	50.0
01/01/2016 12:27:00 AM	5.9	50.4
01/01/2016 12:28:00 AM	5.3	47.0
01/01/2016 12:29:00 AM	6.0	50.4
01/01/2016 12:30:00 AM	5.4	46.1
01/01/2016 12:31:00 AM	5.5	47.5
01/01/2016 12:32:00 AM	5.6	47.8
01/01/2016 12:34:00 AM	6.2	51.0
01/01/2016 12:35:00 AM	5.3	47.2
01/01/2016 12:36:00 AM	5.2	46.9
01/01/2016 12:40:00 AM	7.3	54.8
01/01/2016 12:42:00 AM	5.8	49.3
01/01/2016 12:43:00 AM	6.0	50.2
01/01/2016 12:44:00 AM	6.1	51.1
01/01/2016 12:47:00 AM	6.8	52.8
01/01/2016 12:48:00 AM	7.0	54.7
01/01/2016 12:49:00 AM	5.6	50.2

01/01/2016 12:50:00 AM	6.8	54.6
01/01/2016 12:53:00 AM	6.6	52.9
01/01/2016 12:54:00 AM	6.7	53.0
01/01/2016 12:55:00 AM	6.9	53.7
01/01/2016 12:59:00 AM	6.2	49.7
01/01/2016 1:00:00 AM	7.0	56.3
01/01/2016 1:01:00 AM	7.1	54.6
01/01/2016 1:02:00 AM	6.4	51.2
01/01/2016 1:03:00 AM	7.3	55.1
01/01/2016 1:06:00 AM	6.6	53.3
01/01/2016 1:08:00 AM	7.3	54.3
01/01/2016 1:09:00 AM	5.6	48.9
01/01/2016 1:10:00 AM	6.4	51.3
01/01/2016 1:11:00 AM	7.2	54.4
01/01/2016 1:12:00 AM	6.4	51.1
01/01/2016 1:13:00 AM	7.1	52.4
01/01/2016 1:14:00 AM	6.4	51.9
01/01/2016 1:15:00 AM	6.5	51.4
01/01/2016 1:16:00 AM	6.9	54.9
01/01/2016 1:17:00 AM	5.8	49.9
01/01/2016 1:18:00 AM	5.3	47.4
01/01/2016 1:19:00 AM	5.5	48.4
01/01/2016 1:20:00 AM	5.9	49.4
01/01/2016 1:21:00 AM	6.3	51.7
01/01/2016 1:25:00 AM	7.4	55.6
01/01/2016 1:26:00 AM	5.7	49.3
01/01/2016 1:27:00 AM	6.2	52.0
01/01/2016 1:28:00 AM	6.7	53.3
01/01/2016 1:29:00 AM	6.4	52.7
01/01/2016 1:30:00 AM	5.2	46.6
01/01/2016 1:33:00 AM	6.6	52.4
01/01/2016 1:34:00 AM	6.6	52.8
01/01/2016 1:35:00 AM	7.4	56.4
01/01/2016 1:39:00 AM	7.3	55.2
01/01/2016 1:40:00 AM	7.0	55.0
01/01/2016 1:41:00 AM	7.3	53.9
01/01/2016 1:42:00 AM	6.3	50.3
01/01/2016 1:43:00 AM	6.0	50.9
01/01/2016 1:45:00 AM	7.0	55.6
01/01/2016 1:46:00 AM	6.8	53.7
01/01/2016 1:47:00 AM	5.8	49.3
01/01/2016 1:48:00 AM	5.7	49.0
01/01/2016 1:49:00 AM	6.4	53.3
01/01/2016 1:51:00 AM	7.4	56.5
01/01/2016 1:53:00 AM	6.6	52.8
01/01/2016 1:54:00 AM	6.9	55.1
01/01/2016 1:55:00 AM	6.9	54.3
01/01/2016 1:56:00 AM	5.8	48.0
01/01/2016 1:57:00 AM	5.0	47.6
01/01/2016 2:00:00 AM	5.6	49.1
01/01/2016 2:01:00 AM	5.2	43.6
01/01/2016 2:03:00 AM	7.3	54.4
01/01/2016 2:04:00 AM	6.1	52.4
01/01/2016 2:05:00 AM	4.7	42.9
01/01/2016 2:06:00 AM	5.2	48.0

01/01/2016 2:07:00 AM	4.9	44.0
01/01/2016 2:08:00 AM	4.6	40.1
01/01/2016 2:10:00 AM	5.7	51.0
01/01/2016 2:11:00 AM	5.3	45.5
01/01/2016 2:12:00 AM	7.1	54.1
01/01/2016 2:13:00 AM	5.5	48.1
01/01/2016 2:14:00 AM	7.5	55.3
01/01/2016 2:15:00 AM	5.7	47.3
01/01/2016 2:16:00 AM	5.5	46.9
01/01/2016 2:21:00 AM	7.3	55.0
01/01/2016 2:22:00 AM	7.3	55.6
01/01/2016 2:23:00 AM	6.3	51.3
01/01/2016 2:24:00 AM	5.6	46.0
01/01/2016 2:25:00 AM	5.3	49.8
01/01/2016 2:26:00 AM	6.0	49.9
01/01/2016 2:28:00 AM	6.4	52.3
01/01/2016 2:29:00 AM	6.0	48.5
01/01/2016 2:30:00 AM	4.7	45.5
01/01/2016 2:31:00 AM	4.1	38.6
01/01/2016 2:32:00 AM	3.9	39.8
01/01/2016 2:33:00 AM	4.9	43.2
01/01/2016 2:34:00 AM	4.2	39.3
01/01/2016 2:35:00 AM	3.8	37.1
01/01/2016 2:36:00 AM	4.5	41.3
01/01/2016 2:37:00 AM	4.5	41.3
01/01/2016 2:38:00 AM	4.1	38.4
01/01/2016 2:39:00 AM	3.8	37.5
01/01/2016 2:40:00 AM	3.7	37.8
01/01/2016 2:41:00 AM	4.3	39.0
01/01/2016 2:42:00 AM	4.8	42.0
01/01/2016 2:43:00 AM	4.0	39.2
01/01/2016 2:44:00 AM	4.9	43.4
01/01/2016 2:45:00 AM	5.2	44.5
01/01/2016 2:46:00 AM	5.4	47.3
01/01/2016 2:47:00 AM	4.8	44.0
01/01/2016 2:48:00 AM	4.9	44.1
01/01/2016 2:49:00 AM	4.5	42.8
01/01/2016 2:50:00 AM	3.7	36.8
01/01/2016 2:51:00 AM	3.9	40.1
01/01/2016 2:52:00 AM	6.2	51.8
01/01/2016 2:53:00 AM	5.4	47.0
01/01/2016 2:54:00 AM	5.8	48.7
01/01/2016 2:55:00 AM	6.4	51.7
01/01/2016 2:56:00 AM	6.6	53.4
01/01/2016 2:57:00 AM	4.9	44.2
01/01/2016 2:58:00 AM	5.5	46.5
01/01/2016 2:59:00 AM	5.1	43.6
01/01/2016 3:00:00 AM	5.0	44.8
01/01/2016 3:01:00 AM	4.6	45.8
01/01/2016 3:02:00 AM	6.4	51.2
01/01/2016 3:03:00 AM	5.4	46.7
01/01/2016 3:04:00 AM	3.7	37.5
01/01/2016 3:05:00 AM	3.7	37.7
01/01/2016 3:06:00 AM	5.2	45.9
01/01/2016 3:09:00 AM	4.8	43.3

01/01/2016 3:10:00 AM	6.4	53.1
01/01/2016 3:11:00 AM	6.4	52.8
01/01/2016 3:12:00 AM	6.9	53.0
01/01/2016 3:13:00 AM	5.2	46.4
01/01/2016 3:14:00 AM	5.0	46.1
01/01/2016 3:15:00 AM	5.9	49.0
01/01/2016 3:16:00 AM	5.5	47.5
01/01/2016 3:17:00 AM	6.0	48.3
01/01/2016 3:18:00 AM	6.1	50.6
01/01/2016 3:19:00 AM	5.5	47.4
01/01/2016 3:23:00 AM	7.4	55.7
01/01/2016 3:26:00 AM	7.3	55.0
01/01/2016 3:27:00 AM	5.6	47.3
01/01/2016 3:28:00 AM	5.5	46.7
01/01/2016 3:29:00 AM	6.2	50.0
01/01/2016 3:30:00 AM	6.2	49.6
01/01/2016 3:31:00 AM	6.4	52.7
01/01/2016 3:32:00 AM	5.8	48.0
01/01/2016 3:33:00 AM	4.7	42.1
01/01/2016 3:34:00 AM	4.6	44.3
01/01/2016 3:35:00 AM	4.2	37.5
01/01/2016 3:36:00 AM	3.9	38.5
01/01/2016 3:37:00 AM	3.9	38.2
01/01/2016 3:38:00 AM	3.7	37.0
01/01/2016 3:39:00 AM	3.8	37.5
01/01/2016 3:40:00 AM	3.8	38.7
01/01/2016 3:43:00 AM	3.8	37.2
01/01/2016 3:44:00 AM	3.8	37.3
01/01/2016 3:45:00 AM	3.6	36.9
01/01/2016 3:46:00 AM	4.7	41.9
01/01/2016 3:47:00 AM	4.7	42.1
01/01/2016 3:48:00 AM	4.5	41.9
01/01/2016 3:49:00 AM	4.9	44.4
01/01/2016 3:54:00 AM	7.4	54.2
01/01/2016 3:55:00 AM	6.8	54.8
01/01/2016 3:56:00 AM	6.7	52.3
01/01/2016 3:57:00 AM	6.9	54.8
01/01/2016 3:58:00 AM	6.1	52.5
01/01/2016 4:01:00 AM	7.2	54.7
01/01/2016 4:02:00 AM	7.4	55.7
01/01/2016 4:05:00 AM	7.3	55.0
01/01/2016 4:06:00 AM	7.1	53.8
01/01/2016 4:07:00 AM	5.8	48.0
01/01/2016 4:13:00 AM	7.0	54.1
01/01/2016 4:16:00 AM	6.8	53.9
01/01/2016 4:19:00 AM	7.0	53.3
01/01/2016 4:27:00 AM	6.1	51.5
01/01/2016 4:28:00 AM	4.9	46.6
01/01/2016 4:29:00 AM	5.5	47.8
01/01/2016 4:30:00 AM	5.5	47.4
01/01/2016 4:32:00 AM	7.3	56.5
01/01/2016 4:36:00 AM	6.3	49.8
01/01/2016 4:37:00 AM	5.8	47.1
01/01/2016 4:38:00 AM	5.0	43.3
01/01/2016 4:39:00 AM	6.5	51.9

01/01/2016 4:40:00 AM	6.5	53.3
01/01/2016 4:41:00 AM	7.1	54.8
01/01/2016 4:45:00 AM	6.7	51.3
01/01/2016 4:46:00 AM	5.5	49.0
01/01/2016 4:47:00 AM	5.8	50.0
01/01/2016 4:48:00 AM	4.7	42.9
01/01/2016 4:49:00 AM	6.2	51.5
01/01/2016 4:50:00 AM	6.0	49.0
01/01/2016 4:51:00 AM	6.6	53.4
01/01/2016 4:52:00 AM	5.7	48.4
01/01/2016 4:53:00 AM	6.6	52.2
01/01/2016 4:54:00 AM	6.1	51.1
01/01/2016 4:55:00 AM	5.3	45.1
01/01/2016 4:56:00 AM	4.8	42.7
01/01/2016 4:57:00 AM	5.1	43.5
01/01/2016 4:58:00 AM	6.0	49.5
01/01/2016 4:59:00 AM	6.5	51.6
01/01/2016 10:00:00 PM	4.2	39.5
01/01/2016 10:01:00 PM	4.5	42.0
01/01/2016 10:02:00 PM	6.4	52.8
01/01/2016 10:03:00 PM	5.3	46.3
01/01/2016 10:04:00 PM	5.3	43.9
01/01/2016 10:05:00 PM	6.0	51.7
01/01/2016 10:06:00 PM	5.5	46.7
01/01/2016 10:07:00 PM	5.3	45.1
01/01/2016 10:08:00 PM	5.3	45.8
01/01/2016 10:09:00 PM	5.0	44.8
01/01/2016 10:10:00 PM	4.0	40.5
01/01/2016 10:11:00 PM	3.8	37.8
01/01/2016 10:12:00 PM	4.2	41.5
01/01/2016 10:13:00 PM	4.3	40.6
01/01/2016 10:14:00 PM	5.4	45.4
01/01/2016 10:15:00 PM	3.9	41.4
01/01/2016 10:16:00 PM	3.6	39.3
01/01/2016 10:17:00 PM	5.0	45.7
01/01/2016 10:18:00 PM	6.1	48.7
01/01/2016 10:19:00 PM	5.8	47.8
01/01/2016 10:20:00 PM	5.0	44.8
01/01/2016 10:21:00 PM	5.8	50.2
01/01/2016 10:22:00 PM	5.6	49.8
01/01/2016 10:23:00 PM	6.5	51.8
01/01/2016 10:24:00 PM	6.6	51.1
01/01/2016 10:27:00 PM	6.8	52.1
01/01/2016 10:28:00 PM	7.2	53.4
01/01/2016 10:29:00 PM	6.6	50.4
01/01/2016 10:30:00 PM	6.2	49.8
01/01/2016 10:31:00 PM	5.3	44.4
01/01/2016 10:32:00 PM	5.4	47.0
01/01/2016 10:33:00 PM	4.5	40.7
01/01/2016 10:34:00 PM	4.4	40.7
01/01/2016 10:37:00 PM	6.7	52.1
01/01/2016 10:38:00 PM	6.1	50.7
01/01/2016 10:41:00 PM	4.9	42.3
01/01/2016 10:42:00 PM	5.2	45.8
01/01/2016 10:43:00 PM	5.2	44.1

01/01/2016 10:44:00 PM	4.2	38.8
01/01/2016 10:45:00 PM	4.3	40.6
01/01/2016 10:46:00 PM	5.6	49.5
01/01/2016 10:47:00 PM	6.4	51.8
01/01/2016 10:48:00 PM	6.4	50.2
01/01/2016 10:49:00 PM	7.1	55.6
01/01/2016 10:50:00 PM	6.4	52.4
01/01/2016 10:51:00 PM	6.5	51.9
01/01/2016 10:52:00 PM	7.0	53.8
01/01/2016 10:53:00 PM	6.9	53.3
01/01/2016 10:54:00 PM	6.1	51.3
01/01/2016 10:55:00 PM	4.9	44.3
01/01/2016 10:56:00 PM	5.5	49.9
01/01/2016 10:57:00 PM	6.0	50.8
01/01/2016 10:58:00 PM	6.2	51.0
01/01/2016 10:59:00 PM	4.3	40.8
01/01/2016 11:00:00 PM	4.4	39.0
01/01/2016 11:01:00 PM	3.6	37.2
01/01/2016 11:02:00 PM	3.8	37.4
01/01/2016 11:03:00 PM	4.3	40.9
01/01/2016 11:04:00 PM	4.1	39.3
01/01/2016 11:05:00 PM	3.9	39.0
01/01/2016 11:06:00 PM	4.2	40.6
01/01/2016 11:07:00 PM	4.2	41.4
01/01/2016 11:09:00 PM	3.9	39.9
01/01/2016 11:10:00 PM	4.6	43.1
01/01/2016 11:11:00 PM	4.2	40.3
01/01/2016 11:13:00 PM	4.1	40.5
01/01/2016 11:14:00 PM	4.1	40.7
01/01/2016 11:15:00 PM	4.2	40.4
01/01/2016 11:16:00 PM	3.8	39.0
01/01/2016 11:17:00 PM	4.2	41.0
01/01/2016 11:20:00 PM	3.5	38.4
01/01/2016 11:21:00 PM	3.9	39.4
01/01/2016 11:23:00 PM	3.5	38.1
01/01/2016 11:24:00 PM	3.5	39.8
01/01/2016 11:26:00 PM	4.0	39.8
01/01/2016 11:29:00 PM	3.7	38.3
01/01/2016 11:30:00 PM	4.0	39.3
01/01/2016 11:31:00 PM	3.6	37.2
01/01/2016 11:33:00 PM	3.5	37.4
01/01/2016 11:35:00 PM	3.6	39.9
01/01/2016 11:36:00 PM	3.9	38.6
01/01/2016 11:42:00 PM	3.6	38.3
01/02/2016 12:09:00 AM	3.7	39.0
01/02/2016 12:10:00 AM	3.6	40.0
01/02/2016 12:11:00 AM	3.7	39.4
01/02/2016 12:14:00 AM	3.6	39.2
01/02/2016 12:16:00 AM	3.6	38.2
01/02/2016 12:20:00 AM	4.3	41.1
01/02/2016 12:21:00 AM	3.6	39.0
01/02/2016 12:22:00 AM	3.7	39.8
01/02/2016 12:23:00 AM	4.4	40.7
01/02/2016 12:24:00 AM	4.7	43.3
01/02/2016 12:25:00 AM	4.3	41.9

01/02/2016 12:26:00 AM	4.6	42.2
01/02/2016 12:27:00 AM	4.4	42.6
01/02/2016 12:28:00 AM	3.9	40.2
01/02/2016 12:29:00 AM	4.5	42.0
01/02/2016 12:30:00 AM	3.6	39.2
01/02/2016 12:31:00 AM	4.5	43.3
01/02/2016 12:32:00 AM	3.9	39.4
01/02/2016 12:34:00 AM	3.7	38.4
01/02/2016 12:35:00 AM	4.2	39.3
01/02/2016 12:36:00 AM	3.8	38.5
01/02/2016 12:37:00 AM	3.7	38.6
01/02/2016 12:38:00 AM	3.8	40.0
01/02/2016 12:42:00 AM	3.6	37.7
01/02/2016 12:45:00 AM	3.7	37.5
01/02/2016 12:46:00 AM	3.8	38.0
01/02/2016 12:48:00 AM	3.7	37.1
01/02/2016 12:49:00 AM	4.0	39.1
01/02/2016 12:50:00 AM	4.5	40.7
01/02/2016 12:51:00 AM	4.5	42.0
01/02/2016 12:52:00 AM	4.1	41.2
01/02/2016 12:53:00 AM	3.6	39.6
01/02/2016 12:54:00 AM	4.0	38.4
01/02/2016 12:55:00 AM	4.2	39.2
01/02/2016 12:56:00 AM	4.2	39.8
01/02/2016 12:57:00 AM	4.4	43.3
01/02/2016 12:58:00 AM	3.9	39.3
01/02/2016 12:59:00 AM	4.3	39.9
01/02/2016 1:00:00 AM	4.4	41.6
01/02/2016 1:01:00 AM	4.0	40.7
01/02/2016 1:02:00 AM	3.5	39.7
01/02/2016 1:03:00 AM	3.8	39.7
01/02/2016 1:04:00 AM	3.9	39.3
01/02/2016 1:05:00 AM	4.5	41.7
01/02/2016 1:06:00 AM	4.0	39.8
01/02/2016 1:07:00 AM	3.8	38.0
01/02/2016 1:08:00 AM	3.6	38.3
01/02/2016 1:10:00 AM	3.9	37.6
01/02/2016 1:11:00 AM	4.2	39.6
01/02/2016 1:12:00 AM	4.3	39.6
01/02/2016 1:13:00 AM	4.4	40.7
01/02/2016 1:14:00 AM	3.7	38.2
01/02/2016 1:18:00 AM	3.8	37.3
01/02/2016 1:20:00 AM	3.8	41.4
01/02/2016 1:21:00 AM	3.9	37.6
01/02/2016 1:22:00 AM	3.7	36.4
01/02/2016 1:23:00 AM	4.2	42.3
01/02/2016 1:24:00 AM	4.8	41.9
01/02/2016 1:25:00 AM	4.1	39.4
01/02/2016 1:26:00 AM	3.9	38.3
01/02/2016 1:28:00 AM	5.3	45.7
01/02/2016 1:29:00 AM	6.0	49.4
01/02/2016 1:30:00 AM	5.1	44.9
01/02/2016 1:31:00 AM	4.8	40.1
01/02/2016 1:32:00 AM	5.8	47.7
01/02/2016 1:33:00 AM	4.4	39.4



01/02/2016 1:34:00 AM	5.2	46.7
01/02/2016 1:35:00 AM	5.3	45.3
01/02/2016 1:36:00 AM	4.7	44.3
01/02/2016 1:37:00 AM	5.6	47.8
01/02/2016 1:38:00 AM	4.3	41.7
01/02/2016 1:39:00 AM	4.8	43.2
01/02/2016 1:40:00 AM	4.6	42.2
01/02/2016 1:41:00 AM	5.0	47.0
01/02/2016 1:42:00 AM	5.4	46.4
01/02/2016 1:43:00 AM	6.0	50.6
01/02/2016 1:44:00 AM	6.4	50.4
01/02/2016 1:45:00 AM	4.8	43.9
01/02/2016 1:46:00 AM	4.9	47.5
01/02/2016 1:47:00 AM	7.2	53.3
01/02/2016 1:48:00 AM	5.9	50.3
01/02/2016 1:49:00 AM	6.2	51.7
01/02/2016 1:51:00 AM	5.1	45.8
01/02/2016 1:52:00 AM	4.8	44.9
01/02/2016 1:53:00 AM	6.2	50.0
01/02/2016 1:54:00 AM	5.7	48.2
01/02/2016 1:55:00 AM	5.4	46.9
01/02/2016 1:56:00 AM	4.6	44.1
01/02/2016 1:57:00 AM	4.2	40.6
01/02/2016 1:59:00 AM	3.8	37.4
01/02/2016 2:01:00 AM	3.9	39.1
01/02/2016 2:02:00 AM	4.0	40.1
01/02/2016 2:03:00 AM	4.0	38.5
01/02/2016 2:04:00 AM	4.3	40.3
01/02/2016 2:05:00 AM	4.1	39.1
01/02/2016 2:06:00 AM	4.8	43.4
01/02/2016 2:07:00 AM	3.9	39.3
01/02/2016 2:08:00 AM	3.5	37.0
01/02/2016 2:09:00 AM	4.5	41.6
01/02/2016 2:10:00 AM	4.2	40.2
01/02/2016 2:12:00 AM	3.5	36.6
01/02/2016 2:13:00 AM	3.8	40.3
01/02/2016 2:14:00 AM	3.5	37.3
01/02/2016 2:21:00 AM	4.1	40.0
01/02/2016 2:25:00 AM	3.5	37.1
01/02/2016 2:26:00 AM	3.7	41.3
01/02/2016 4:21:00 AM	3.8	37.2
01/02/2016 4:23:00 AM	3.6	36.1
01/02/2016 4:25:00 AM	3.5	36.0
01/02/2016 4:28:00 AM	3.7	39.2
01/02/2016 4:29:00 AM	3.6	37.6
01/02/2016 4:32:00 AM	3.8	38.1
01/02/2016 4:33:00 AM	3.6	37.1
01/02/2016 4:36:00 AM	3.6	37.0
01/02/2016 4:38:00 AM	3.7	37.7
01/02/2016 4:44:00 AM	3.7	40.2
01/02/2016 4:46:00 AM	3.6	41.7
01/02/2016 4:50:00 AM	3.6	39.0
01/02/2016 10:00:00 PM	3.9	39.8
01/02/2016 10:03:00 PM	3.6	40.7
01/02/2016 10:04:00 PM	3.6	38.6

01/02/2016 10:06:00 PM	3.6	40.6
01/02/2016 10:07:00 PM	3.6	41.7
01/02/2016 10:10:00 PM	4.3	44.1
01/02/2016 10:11:00 PM	3.7	40.9
01/02/2016 10:12:00 PM	4.2	43.7
01/02/2016 10:13:00 PM	3.9	43.5
01/02/2016 10:14:00 PM	4.4	44.6
01/02/2016 10:16:00 PM	4.1	41.8
01/02/2016 10:17:00 PM	4.3	42.3
01/02/2016 10:18:00 PM	3.7	44.3
01/02/2016 10:21:00 PM	4.5	45.0
01/02/2016 10:22:00 PM	3.9	41.4
01/02/2016 10:23:00 PM	4.9	46.9
01/02/2016 10:25:00 PM	4.7	44.1
01/02/2016 10:26:00 PM	4.5	44.0
01/02/2016 10:27:00 PM	4.7	43.3
01/02/2016 10:28:00 PM	5.4	46.7
01/02/2016 10:31:00 PM	6.0	50.7
01/02/2016 10:32:00 PM	5.7	49.0
01/02/2016 10:33:00 PM	5.9	49.0
01/02/2016 10:34:00 PM	5.0	42.7
01/02/2016 10:35:00 PM	5.1	46.1
01/02/2016 10:36:00 PM	4.9	44.3
01/02/2016 10:37:00 PM	5.0	43.4
01/02/2016 10:38:00 PM	6.1	49.6
01/02/2016 10:39:00 PM	5.7	52.8
01/02/2016 10:40:00 PM	5.2	43.7
01/02/2016 10:41:00 PM	4.6	40.0
01/02/2016 10:42:00 PM	4.5	41.8
01/02/2016 10:43:00 PM	4.8	44.9
01/02/2016 10:44:00 PM	4.8	42.5
01/02/2016 10:45:00 PM	4.6	42.5
01/02/2016 10:46:00 PM	5.1	44.7
01/02/2016 10:47:00 PM	4.8	42.3
01/02/2016 10:48:00 PM	5.0	45.2
01/02/2016 10:49:00 PM	5.1	46.6
01/02/2016 10:50:00 PM	5.3	46.8
01/02/2016 10:51:00 PM	5.5	45.9
01/02/2016 10:52:00 PM	5.2	44.3
01/02/2016 10:53:00 PM	4.9	42.8
01/02/2016 10:54:00 PM	4.9	43.1
01/02/2016 10:55:00 PM	5.0	46.8
01/02/2016 10:56:00 PM	5.2	44.5
01/02/2016 10:57:00 PM	5.0	44.7
01/02/2016 10:58:00 PM	4.5	39.8
01/02/2016 10:59:00 PM	4.3	39.7
01/02/2016 11:00:00 PM	3.8	37.7
01/02/2016 11:01:00 PM	4.4	40.8
01/02/2016 11:02:00 PM	3.9	38.0
01/02/2016 11:03:00 PM	4.4	39.9
01/02/2016 11:04:00 PM	3.9	38.0
01/02/2016 11:05:00 PM	4.3	38.7
01/02/2016 11:06:00 PM	4.0	37.6
01/02/2016 11:07:00 PM	3.9	38.8
01/02/2016 11:08:00 PM	4.4	40.7

01/02/2016 11:09:00 PM	4.0	38.9
01/02/2016 11:10:00 PM	4.1	38.4
01/02/2016 11:11:00 PM	4.0	42.6
01/02/2016 11:12:00 PM	4.1	38.6
01/02/2016 11:13:00 PM	4.9	42.4
01/02/2016 11:14:00 PM	4.0	38.1
01/02/2016 11:15:00 PM	4.4	40.0
01/02/2016 11:16:00 PM	4.7	43.6
01/02/2016 11:17:00 PM	4.6	42.3
01/02/2016 11:18:00 PM	4.2	39.7
01/02/2016 11:19:00 PM	4.3	39.1
01/02/2016 11:20:00 PM	4.1	39.0
01/02/2016 11:21:00 PM	4.6	44.4
01/02/2016 11:22:00 PM	4.4	42.5
01/02/2016 11:23:00 PM	4.4	41.1
01/02/2016 11:24:00 PM	3.9	39.2
01/02/2016 11:25:00 PM	4.1	39.3
01/02/2016 11:26:00 PM	4.5	42.7
01/02/2016 11:27:00 PM	4.8	45.7
01/02/2016 11:28:00 PM	4.5	41.1
01/02/2016 11:29:00 PM	4.0	40.3
01/02/2016 11:30:00 PM	4.2	39.8
01/02/2016 11:31:00 PM	4.2	40.0
01/02/2016 11:32:00 PM	3.9	38.5
01/02/2016 11:33:00 PM	4.1	39.7
01/02/2016 11:34:00 PM	4.5	41.4
01/02/2016 11:35:00 PM	4.3	40.1
01/02/2016 11:36:00 PM	4.4	40.9
01/02/2016 11:37:00 PM	4.2	40.2
01/02/2016 11:38:00 PM	3.9	39.5
01/02/2016 11:39:00 PM	4.6	44.0
01/02/2016 11:40:00 PM	5.0	43.7
01/02/2016 11:41:00 PM	4.7	42.4
01/02/2016 11:42:00 PM	4.9	43.1
01/02/2016 11:43:00 PM	4.8	43.1
01/02/2016 11:44:00 PM	4.7	42.7
01/02/2016 11:45:00 PM	4.7	43.0
01/02/2016 11:46:00 PM	4.8	41.4
01/02/2016 11:47:00 PM	4.3	41.8
01/02/2016 11:48:00 PM	4.7	44.6
01/02/2016 11:49:00 PM	4.9	43.6
01/02/2016 11:50:00 PM	5.0	44.9
01/02/2016 11:51:00 PM	5.1	47.6
01/02/2016 11:52:00 PM	5.1	44.5
01/02/2016 11:53:00 PM	4.7	42.9
01/02/2016 11:54:00 PM	4.7	42.7
01/02/2016 11:55:00 PM	4.9	44.4
01/02/2016 11:56:00 PM	5.0	41.6
01/02/2016 11:57:00 PM	5.5	47.5
01/02/2016 11:58:00 PM	5.0	43.2
01/02/2016 11:59:00 PM	4.3	41.8
01/03/2016 12:00:00 AM	5.3	44.9
01/03/2016 12:01:00 AM	5.1	47.2
01/03/2016 12:02:00 AM	5.5	46.1
01/03/2016 12:03:00 AM	5.1	43.7

01/03/2016 12:04:00 AM	5.4	47.7
01/03/2016 12:05:00 AM	4.9	43.2
01/03/2016 12:06:00 AM	6.0	51.1
01/03/2016 12:07:00 AM	5.4	44.8
01/03/2016 12:08:00 AM	5.0	42.5
01/03/2016 12:09:00 AM	3.9	38.2
01/03/2016 12:10:00 AM	4.3	40.3
01/03/2016 12:12:00 AM	5.4	45.7
01/03/2016 12:13:00 AM	4.4	38.9
01/03/2016 12:14:00 AM	3.8	36.5
01/03/2016 12:15:00 AM	4.6	46.7
01/03/2016 12:16:00 AM	4.5	41.2
01/03/2016 12:18:00 AM	6.2	49.5
01/03/2016 12:19:00 AM	6.3	51.6
01/03/2016 12:20:00 AM	5.5	46.8
01/03/2016 12:21:00 AM	6.1	51.0
01/03/2016 12:22:00 AM	4.4	41.2
01/03/2016 12:23:00 AM	4.3	41.5
01/03/2016 12:24:00 AM	5.6	46.4
01/03/2016 12:25:00 AM	4.7	41.7
01/03/2016 12:26:00 AM	4.4	41.8
01/03/2016 12:27:00 AM	5.3	46.8
01/03/2016 12:29:00 AM	6.7	52.0
01/03/2016 12:30:00 AM	6.6	51.8
01/03/2016 12:31:00 AM	5.6	47.1
01/03/2016 12:32:00 AM	6.4	52.0
01/03/2016 12:33:00 AM	5.8	48.7
01/03/2016 12:34:00 AM	6.7	53.0
01/03/2016 12:35:00 AM	6.4	51.5
01/03/2016 12:36:00 AM	6.8	51.5
01/03/2016 12:37:00 AM	5.5	47.4
01/03/2016 12:38:00 AM	6.7	52.4
01/03/2016 12:39:00 AM	6.5	51.5
01/03/2016 12:40:00 AM	6.9	54.0
01/03/2016 12:41:00 AM	5.5	44.5
01/03/2016 12:42:00 AM	5.9	49.9
01/03/2016 12:43:00 AM	6.6	51.1
01/03/2016 12:44:00 AM	6.9	53.2
01/03/2016 12:45:00 AM	6.9	51.7
01/03/2016 12:46:00 AM	5.6	47.2
01/03/2016 12:47:00 AM	6.2	52.7
01/03/2016 12:48:00 AM	6.7	54.1
01/03/2016 12:50:00 AM	6.6	50.9
01/03/2016 12:51:00 AM	6.1	50.5
01/03/2016 12:52:00 AM	5.5	44.8
01/03/2016 12:53:00 AM	6.3	53.0
01/03/2016 12:54:00 AM	7.1	53.8
01/03/2016 12:55:00 AM	6.7	53.0
01/03/2016 12:57:00 AM	6.0	50.4
01/03/2016 12:58:00 AM	5.7	50.5
01/03/2016 12:59:00 AM	6.0	49.6
01/03/2016 1:00:00 AM	5.3	45.5
01/03/2016 1:01:00 AM	6.3	52.9
01/03/2016 1:02:00 AM	5.9	46.7
01/03/2016 1:03:00 AM	5.0	45.3

01/03/2016 1:04:00 AM	6.9	54.3
01/03/2016 1:05:00 AM	6.3	49.4
01/03/2016 1:06:00 AM	5.5	47.2
01/03/2016 1:07:00 AM	7.4	54.9
01/03/2016 1:08:00 AM	6.7	54.0
01/03/2016 1:09:00 AM	6.2	49.2
01/03/2016 1:10:00 AM	5.4	45.5
01/03/2016 1:11:00 AM	6.3	49.9
01/03/2016 1:12:00 AM	7.0	53.5
01/03/2016 1:13:00 AM	5.4	46.4
01/03/2016 1:14:00 AM	6.2	49.8
01/03/2016 1:15:00 AM	6.1	50.2
01/03/2016 1:16:00 AM	5.3	45.4
01/03/2016 1:17:00 AM	7.3	55.3
01/03/2016 1:20:00 AM	7.1	52.7
01/03/2016 1:21:00 AM	7.3	55.3
01/03/2016 1:22:00 AM	7.0	52.6
01/03/2016 1:23:00 AM	6.2	51.0
01/03/2016 1:24:00 AM	7.5	54.8
01/03/2016 1:25:00 AM	6.7	51.0
01/03/2016 1:26:00 AM	7.0	53.1
01/03/2016 1:27:00 AM	6.5	51.4
01/03/2016 1:28:00 AM	6.9	53.3
01/03/2016 1:29:00 AM	6.7	51.4
01/03/2016 1:30:00 AM	6.9	51.8
01/03/2016 1:33:00 AM	6.7	52.1
01/03/2016 1:34:00 AM	7.3	53.6
01/03/2016 1:35:00 AM	6.8	52.6
01/03/2016 1:40:00 AM	7.4	54.3
01/03/2016 1:41:00 AM	7.0	55.0
01/03/2016 1:45:00 AM	7.3	52.8
01/03/2016 1:52:00 AM	7.0	52.5
01/03/2016 1:53:00 AM	6.3	51.2
01/03/2016 1:54:00 AM	7.0	55.8
01/03/2016 2:02:00 AM	7.2	52.7
01/03/2016 2:03:00 AM	7.1	53.4
01/03/2016 2:04:00 AM	5.8	48.5
01/03/2016 2:05:00 AM	6.3	49.0
01/03/2016 2:06:00 AM	5.9	48.6
01/03/2016 2:09:00 AM	7.2	53.2
01/03/2016 2:10:00 AM	7.2	54.1
01/03/2016 2:11:00 AM	6.6	51.5
01/03/2016 2:13:00 AM	7.1	53.0
01/03/2016 2:14:00 AM	6.9	53.2
01/03/2016 2:15:00 AM	7.5	53.8
01/03/2016 2:17:00 AM	7.0	52.5
01/03/2016 2:18:00 AM	5.9	46.9
01/03/2016 2:19:00 AM	5.9	47.5
01/03/2016 2:20:00 AM	5.8	53.3
01/03/2016 2:21:00 AM	7.2	55.9
01/03/2016 2:23:00 AM	7.5	55.3
01/03/2016 2:27:00 AM	6.9	53.1
01/03/2016 2:33:00 AM	7.4	54.3
01/03/2016 2:44:00 AM	7.2	53.7
01/03/2016 2:45:00 AM	7.2	52.4

01/03/2016 2:50:00 AM	7.4	56.2
01/03/2016 2:54:00 AM	7.1	51.9
01/03/2016 2:56:00 AM	7.2	54.7
01/03/2016 2:57:00 AM	7.1	53.0
01/03/2016 3:02:00 AM	7.0	51.8
01/03/2016 3:28:00 AM	7.1	52.5
01/03/2016 3:36:00 AM	7.4	54.7
01/03/2016 3:39:00 AM	6.8	53.8
01/03/2016 3:41:00 AM	7.1	52.8
01/03/2016 3:42:00 AM	7.5	53.4
01/03/2016 3:44:00 AM	7.5	54.5
01/03/2016 3:49:00 AM	7.1	54.2
01/03/2016 3:56:00 AM	7.1	53.8
01/03/2016 3:58:00 AM	7.3	54.3
01/03/2016 4:04:00 AM	6.9	51.0
01/03/2016 4:05:00 AM	6.0	47.9
01/03/2016 4:06:00 AM	7.1	54.6
01/03/2016 4:07:00 AM	6.7	52.0
01/03/2016 4:08:00 AM	7.0	55.3
01/03/2016 4:11:00 AM	7.2	52.6
01/03/2016 4:12:00 AM	5.5	44.7
01/03/2016 4:13:00 AM	6.2	50.7
01/03/2016 4:16:00 AM	7.0	51.4
01/03/2016 4:17:00 AM	6.1	48.4
01/03/2016 4:18:00 AM	6.1	49.0
01/03/2016 4:19:00 AM	6.8	51.3
01/03/2016 4:22:00 AM	7.4	53.4
01/03/2016 4:23:00 AM	6.8	51.3
01/03/2016 4:24:00 AM	6.8	52.2
01/03/2016 4:30:00 AM	7.2	53.1
01/03/2016 4:37:00 AM	7.5	56.5
01/03/2016 4:38:00 AM	7.0	53.8
01/03/2016 4:39:00 AM	6.0	49.4
01/03/2016 4:45:00 AM	7.5	54.3
01/03/2016 4:47:00 AM	7.5	54.9
01/03/2016 4:54:00 AM	6.6	52.5
01/03/2016 4:55:00 AM	7.2	54.2
01/08/2016 10:04:00 PM	4.2	40.2
01/08/2016 10:07:00 PM	3.6	37.9
01/08/2016 10:08:00 PM	3.9	38.7
01/08/2016 10:09:00 PM	4.1	40.4
01/08/2016 10:13:00 PM	3.9	39.1
01/08/2016 10:18:00 PM	3.5	38.7
01/08/2016 10:22:00 PM	3.6	39.4
01/08/2016 10:25:00 PM	3.7	37.5
01/08/2016 10:26:00 PM	3.9	38.7
01/08/2016 10:27:00 PM	4.0	39.5
01/08/2016 10:28:00 PM	3.9	38.4
01/08/2016 10:29:00 PM	4.0	40.5
01/08/2016 10:32:00 PM	3.7	38.9
01/08/2016 10:35:00 PM	3.6	37.7
01/08/2016 10:38:00 PM	3.6	38.9
01/08/2016 10:39:00 PM	3.5	38.9
01/08/2016 10:41:00 PM	3.8	39.4
01/08/2016 10:42:00 PM	3.6	39.1

01/08/2016 10:45:00 PM	3.8	39.6
01/08/2016 10:46:00 PM	3.7	39.1
01/08/2016 10:47:00 PM	3.6	38.7
01/08/2016 10:48:00 PM	4.2	39.3
01/08/2016 10:49:00 PM	4.2	39.2
01/08/2016 10:50:00 PM	4.1	42.2
01/08/2016 10:51:00 PM	4.8	42.3
01/08/2016 10:53:00 PM	3.7	39.2
01/08/2016 10:54:00 PM	4.2	39.4
01/08/2016 10:55:00 PM	3.9	38.8
01/08/2016 11:09:00 PM	4.1	39.2
01/08/2016 11:10:00 PM	3.9	39.5
01/08/2016 11:11:00 PM	4.1	39.4
01/08/2016 11:12:00 PM	3.9	38.4
01/08/2016 11:14:00 PM	3.9	39.2
01/08/2016 11:17:00 PM	3.6	37.5
01/08/2016 11:18:00 PM	4.1	38.3
01/08/2016 11:19:00 PM	4.0	39.0
01/08/2016 11:20:00 PM	4.3	38.3
01/08/2016 11:21:00 PM	4.1	37.0
01/08/2016 11:22:00 PM	3.9	37.0
01/08/2016 11:23:00 PM	3.6	36.3
01/08/2016 11:24:00 PM	3.7	36.9
01/08/2016 11:25:00 PM	3.9	36.5
01/08/2016 11:26:00 PM	3.9	37.5
01/08/2016 11:27:00 PM	4.0	38.3
01/08/2016 11:28:00 PM	3.6	36.1
01/08/2016 11:32:00 PM	3.7	40.8
01/08/2016 11:36:00 PM	3.5	35.7
01/08/2016 11:45:00 PM	3.6	37.3
01/08/2016 11:49:00 PM	3.6	37.4
01/08/2016 11:50:00 PM	3.8	37.1
01/08/2016 11:53:00 PM	4.1	36.9
01/08/2016 11:54:00 PM	3.7	35.9
01/08/2016 11:55:00 PM	4.1	36.9
01/08/2016 11:57:00 PM	3.6	35.4
01/08/2016 11:58:00 PM	3.5	34.0
01/10/2016 1:21:00 AM	4.0	41.7
01/10/2016 1:24:00 AM	4.6	42.5
01/10/2016 1:25:00 AM	4.7	43.9
01/11/2016 1:57:00 AM	7.4	42.6
01/11/2016 2:07:00 AM	7.5	45.0
01/11/2016 2:27:00 AM	7.4	44.7
01/11/2016 2:57:00 AM	7.0	45.6
01/11/2016 3:21:00 AM	7.4	44.8
01/11/2016 3:34:00 AM	7.0	44.7
01/11/2016 4:17:00 AM	7.4	44.2
01/11/2016 10:15:00 PM	3.8	32.4
01/11/2016 10:37:00 PM	3.6	35.0
01/11/2016 10:45:00 PM	3.5	31.6
01/12/2016 4:38:00 AM	3.8	30.8
01/12/2016 4:44:00 AM	3.8	31.7
01/12/2016 4:46:00 AM	3.7	32.1
01/12/2016 4:57:00 AM	4.2	32.3
01/12/2016 4:58:00 AM	4.2	32.1

01/13/2016 12:57:00 AM	7.5	44.4
01/13/2016 1:24:00 AM	7.1	43.1
01/13/2016 1:35:00 AM	7.5	44.5
01/13/2016 1:47:00 AM	7.2	43.6
01/13/2016 1:49:00 AM	7.4	45.2
01/13/2016 2:21:00 AM	6.7	42.8
01/13/2016 2:22:00 AM	7.1	42.8
01/13/2016 2:24:00 AM	6.0	39.9
01/13/2016 2:29:00 AM	7.1	42.5
01/13/2016 2:30:00 AM	7.1	43.6
01/13/2016 2:31:00 AM	6.9	42.8
01/13/2016 2:34:00 AM	7.3	45.8
01/13/2016 2:37:00 AM	7.5	44.8
01/13/2016 3:07:00 AM	6.7	42.9
01/13/2016 3:10:00 AM	7.3	44.7
01/13/2016 3:15:00 AM	7.5	44.7
01/13/2016 3:16:00 AM	7.2	44.8
01/13/2016 3:19:00 AM	7.5	46.4
01/13/2016 3:25:00 AM	7.3	44.5
01/13/2016 3:29:00 AM	6.9	43.5
01/13/2016 3:32:00 AM	7.4	46.4
01/13/2016 3:38:00 AM	7.2	44.0
01/13/2016 3:39:00 AM	7.2	44.2
01/13/2016 3:40:00 AM	6.3	41.7
01/13/2016 3:42:00 AM	7.4	46.3
01/13/2016 3:44:00 AM	6.8	43.5
01/13/2016 3:45:00 AM	6.7	43.8
01/13/2016 4:10:00 AM	7.3	45.0
01/13/2016 4:15:00 AM	6.8	43.8
01/13/2016 4:18:00 AM	7.4	46.2
01/13/2016 4:27:00 AM	7.4	45.9
01/13/2016 4:37:00 AM	7.3	46.0
01/13/2016 4:42:00 AM	7.4	45.7
01/13/2016 4:46:00 AM	7.0	43.4
01/13/2016 4:51:00 AM	7.0	46.2
01/13/2016 4:52:00 AM	5.9	41.7
01/13/2016 10:00:00 PM	4.1	41.2
01/13/2016 10:01:00 PM	4.4	42.6
01/13/2016 10:03:00 PM	4.4	43.0
01/13/2016 10:04:00 PM	4.3	43.4
01/13/2016 10:05:00 PM	4.6	43.6
01/13/2016 10:06:00 PM	5.2	46.0
01/13/2016 10:07:00 PM	4.3	44.5
01/13/2016 10:08:00 PM	3.8	39.9
01/13/2016 10:09:00 PM	4.1	42.1
01/13/2016 10:10:00 PM	3.8	40.6
01/13/2016 10:12:00 PM	4.7	43.7
01/13/2016 10:13:00 PM	4.9	47.0
01/13/2016 10:14:00 PM	4.8	45.2
01/13/2016 10:15:00 PM	5.4	47.3
01/13/2016 10:17:00 PM	4.5	44.3
01/13/2016 10:18:00 PM	3.8	40.4
01/13/2016 10:19:00 PM	4.3	42.2
01/13/2016 10:20:00 PM	4.8	43.4
01/13/2016 10:21:00 PM	5.2	46.4



01/13/2016 10:22:00 PM	5.2	46.0
01/13/2016 10:23:00 PM	4.5	43.8
01/13/2016 10:24:00 PM	4.6	43.5
01/13/2016 10:25:00 PM	4.2	40.4
01/13/2016 10:26:00 PM	4.7	45.2
01/13/2016 10:27:00 PM	4.5	45.3
01/13/2016 10:28:00 PM	4.6	43.1
01/13/2016 10:29:00 PM	4.7	43.8
01/13/2016 10:30:00 PM	4.9	43.5
01/13/2016 10:31:00 PM	6.2	49.5
01/13/2016 10:32:00 PM	5.6	47.8
01/13/2016 10:33:00 PM	5.5	47.5
01/13/2016 10:34:00 PM	5.0	44.7
01/13/2016 10:35:00 PM	4.3	41.2
01/13/2016 10:36:00 PM	4.0	39.1
01/13/2016 10:37:00 PM	3.8	39.3
01/13/2016 10:38:00 PM	4.3	41.0
01/13/2016 10:39:00 PM	4.3	40.9
01/13/2016 10:40:00 PM	4.2	41.1
01/13/2016 10:41:00 PM	5.2	46.4
01/13/2016 10:42:00 PM	4.4	41.8
01/13/2016 10:43:00 PM	4.5	42.8
01/13/2016 10:44:00 PM	3.9	39.9
01/13/2016 10:45:00 PM	3.7	39.0
01/13/2016 10:46:00 PM	4.9	44.6
01/13/2016 10:47:00 PM	4.5	42.8
01/13/2016 10:48:00 PM	4.1	40.1
01/13/2016 10:49:00 PM	4.8	44.3
01/13/2016 10:50:00 PM	4.6	43.8
01/13/2016 10:51:00 PM	4.7	44.6
01/13/2016 10:52:00 PM	4.9	45.3
01/13/2016 10:53:00 PM	5.2	45.7
01/13/2016 10:54:00 PM	5.6	46.8
01/13/2016 10:55:00 PM	5.6	47.4
01/13/2016 10:56:00 PM	4.8	43.9
01/13/2016 10:57:00 PM	5.4	47.4
01/13/2016 10:58:00 PM	5.7	48.2
01/13/2016 10:59:00 PM	4.4	42.2
01/13/2016 11:00:00 PM	5.1	45.5
01/13/2016 11:01:00 PM	5.5	48.1
01/13/2016 11:02:00 PM	5.3	47.1
01/13/2016 11:03:00 PM	5.4	47.4
01/13/2016 11:04:00 PM	4.5	42.6
01/13/2016 11:05:00 PM	4.4	41.7
01/13/2016 11:06:00 PM	4.5	42.3
01/13/2016 11:07:00 PM	4.6	43.4
01/13/2016 11:08:00 PM	4.5	43.5
01/13/2016 11:09:00 PM	4.3	42.8
01/13/2016 11:10:00 PM	4.1	41.5
01/13/2016 11:11:00 PM	4.4	41.4
01/13/2016 11:13:00 PM	5.1	45.4
01/13/2016 11:14:00 PM	4.6	43.6
01/13/2016 11:15:00 PM	5.1	44.8
01/13/2016 11:16:00 PM	4.9	44.4
01/13/2016 11:17:00 PM	5.1	46.0

01/13/2016 11:18:00 PM	4.9	44.5
01/13/2016 11:20:00 PM	6.9	52.4
01/13/2016 11:21:00 PM	5.1	46.9
01/13/2016 11:22:00 PM	4.8	44.1
01/13/2016 11:23:00 PM	4.9	45.3
01/13/2016 11:24:00 PM	4.6	43.5
01/13/2016 11:25:00 PM	4.8	44.1
01/13/2016 11:26:00 PM	4.9	44.0
01/13/2016 11:27:00 PM	4.6	46.0
01/13/2016 11:28:00 PM	4.7	44.0
01/13/2016 11:29:00 PM	4.3	41.6
01/13/2016 11:30:00 PM	5.3	45.3
01/13/2016 11:31:00 PM	5.9	48.1
01/13/2016 11:32:00 PM	5.8	48.3
01/13/2016 11:33:00 PM	5.1	46.2
01/13/2016 11:34:00 PM	5.0	44.6
01/13/2016 11:35:00 PM	5.6	48.0
01/13/2016 11:36:00 PM	4.7	45.0
01/13/2016 11:37:00 PM	4.6	42.7
01/13/2016 11:38:00 PM	4.0	40.8
01/13/2016 11:39:00 PM	5.5	46.3
01/13/2016 11:40:00 PM	5.3	46.9
01/13/2016 11:41:00 PM	4.9	46.2
01/13/2016 11:42:00 PM	4.5	43.3
01/13/2016 11:43:00 PM	6.0	49.2
01/13/2016 11:44:00 PM	4.7	44.4
01/13/2016 11:45:00 PM	4.8	45.2
01/13/2016 11:46:00 PM	5.3	46.7
01/13/2016 11:47:00 PM	4.8	44.1
01/13/2016 11:48:00 PM	4.7	43.7
01/13/2016 11:49:00 PM	4.1	41.4
01/13/2016 11:51:00 PM	5.6	48.9
01/13/2016 11:52:00 PM	6.1	50.5
01/13/2016 11:53:00 PM	6.2	50.2
01/13/2016 11:54:00 PM	6.0	49.7
01/13/2016 11:55:00 PM	5.5	47.0
01/13/2016 11:56:00 PM	5.1	46.0
01/13/2016 11:57:00 PM	5.6	47.8
01/13/2016 11:58:00 PM	5.1	45.9
01/13/2016 11:59:00 PM	6.6	51.8
01/14/2016 12:00:00 AM	6.5	50.9
01/14/2016 12:01:00 AM	6.1	49.8
01/14/2016 12:02:00 AM	4.9	44.8
01/14/2016 12:03:00 AM	5.2	46.4
01/14/2016 12:04:00 AM	5.6	48.0
01/14/2016 12:05:00 AM	5.8	48.7
01/14/2016 12:06:00 AM	7.2	53.2
01/14/2016 12:07:00 AM	7.2	52.7
01/14/2016 12:08:00 AM	6.0	48.9
01/14/2016 12:09:00 AM	5.4	45.9
01/14/2016 12:10:00 AM	6.2	51.0
01/14/2016 12:11:00 AM	6.6	51.5
01/14/2016 12:12:00 AM	5.6	48.4
01/14/2016 12:13:00 AM	5.1	45.7
01/14/2016 12:14:00 AM	6.1	50.0

01/14/2016 12:15:00 AM	5.7	48.7
01/14/2016 12:16:00 AM	6.6	50.6
01/14/2016 12:17:00 AM	5.8	49.2
01/14/2016 12:18:00 AM	6.1	49.8
01/14/2016 12:19:00 AM	6.6	51.8
01/14/2016 12:20:00 AM	5.1	44.9
01/14/2016 12:21:00 AM	5.6	47.8
01/14/2016 12:22:00 AM	5.0	45.7
01/14/2016 12:23:00 AM	5.0	45.6
01/14/2016 12:24:00 AM	4.7	43.8
01/14/2016 12:25:00 AM	5.0	45.3
01/14/2016 12:26:00 AM	5.2	46.4
01/14/2016 12:27:00 AM	5.4	46.2
01/14/2016 12:28:00 AM	5.5	47.2
01/14/2016 12:29:00 AM	6.1	50.5
01/14/2016 12:30:00 AM	6.0	48.8
01/14/2016 12:31:00 AM	4.9	46.6
01/14/2016 12:32:00 AM	5.1	45.5
01/14/2016 12:33:00 AM	5.5	46.6
01/14/2016 12:34:00 AM	5.6	48.0
01/14/2016 12:35:00 AM	5.8	47.3
01/14/2016 12:36:00 AM	5.7	48.0
01/14/2016 12:37:00 AM	4.5	43.9
01/14/2016 12:38:00 AM	3.9	41.4
01/14/2016 12:40:00 AM	5.0	45.0
01/14/2016 12:41:00 AM	5.3	46.7
01/14/2016 12:42:00 AM	5.4	46.4
01/14/2016 12:43:00 AM	6.3	51.2
01/14/2016 12:44:00 AM	5.7	48.3
01/14/2016 12:45:00 AM	4.6	43.2
01/14/2016 12:46:00 AM	5.6	47.0
01/14/2016 12:47:00 AM	4.0	41.7
01/14/2016 12:48:00 AM	4.4	41.7
01/14/2016 12:49:00 AM	5.2	46.2
01/14/2016 12:50:00 AM	5.0	45.3
01/14/2016 12:51:00 AM	6.0	50.1
01/14/2016 12:52:00 AM	5.1	46.2
01/14/2016 12:53:00 AM	5.2	46.1
01/14/2016 12:54:00 AM	4.6	43.7
01/14/2016 12:55:00 AM	5.5	47.5
01/14/2016 12:56:00 AM	4.9	45.1
01/14/2016 12:57:00 AM	4.2	41.7
01/14/2016 12:58:00 AM	5.8	49.3
01/14/2016 12:59:00 AM	6.0	48.9
01/14/2016 1:00:00 AM	5.5	47.7
01/14/2016 1:01:00 AM	4.3	42.9
01/14/2016 1:02:00 AM	4.9	45.0
01/14/2016 1:03:00 AM	4.6	43.7
01/14/2016 1:04:00 AM	4.0	41.0
01/14/2016 1:05:00 AM	5.2	45.7
01/14/2016 1:06:00 AM	4.3	42.7
01/14/2016 1:07:00 AM	4.1	42.6
01/14/2016 1:09:00 AM	5.7	48.3
01/14/2016 1:10:00 AM	4.3	42.6
01/14/2016 1:11:00 AM	4.3	40.6

01/14/2016 1:12:00 AM	4.0	40.6
01/14/2016 1:13:00 AM	4.4	41.7
01/14/2016 1:14:00 AM	3.9	40.4
01/14/2016 1:15:00 AM	4.2	41.5
01/14/2016 1:16:00 AM	5.1	44.5
01/14/2016 1:17:00 AM	3.8	40.7
01/14/2016 1:18:00 AM	4.0	42.2
01/14/2016 1:19:00 AM	4.6	41.7
01/14/2016 1:20:00 AM	4.8	43.8
01/14/2016 1:21:00 AM	4.9	44.1
01/14/2016 1:22:00 AM	4.5	41.5
01/14/2016 1:23:00 AM	5.3	46.5
01/14/2016 1:24:00 AM	4.7	43.0
01/14/2016 1:25:00 AM	3.9	40.2
01/14/2016 1:26:00 AM	4.8	43.4
01/14/2016 1:27:00 AM	4.4	44.1
01/14/2016 1:28:00 AM	5.5	46.9
01/14/2016 1:29:00 AM	5.4	46.8
01/14/2016 1:30:00 AM	3.9	40.3
01/14/2016 1:31:00 AM	4.4	41.0
01/14/2016 1:32:00 AM	5.2	45.4
01/14/2016 1:33:00 AM	4.5	43.4
01/14/2016 1:34:00 AM	4.7	44.5
01/14/2016 1:35:00 AM	4.0	40.9
01/14/2016 1:36:00 AM	5.3	46.3
01/14/2016 1:37:00 AM	4.8	44.2
01/14/2016 1:38:00 AM	4.7	44.0
01/14/2016 1:39:00 AM	5.6	46.5
01/14/2016 1:40:00 AM	5.0	45.3
01/14/2016 1:41:00 AM	5.1	45.7
01/14/2016 1:42:00 AM	5.7	47.9
01/14/2016 1:43:00 AM	5.0	47.6
01/14/2016 1:44:00 AM	4.0	40.5
01/14/2016 1:45:00 AM	5.7	48.8
01/14/2016 1:46:00 AM	4.3	41.8
01/14/2016 1:47:00 AM	3.7	39.4
01/14/2016 1:48:00 AM	4.4	42.5
01/14/2016 1:49:00 AM	5.4	45.9
01/14/2016 1:50:00 AM	5.3	45.8
01/14/2016 1:51:00 AM	6.0	49.0
01/14/2016 1:52:00 AM	4.9	43.0
01/14/2016 1:53:00 AM	5.4	46.2
01/14/2016 1:54:00 AM	5.5	46.5
01/14/2016 1:55:00 AM	5.0	44.7
01/14/2016 1:56:00 AM	4.7	42.9
01/14/2016 1:57:00 AM	4.7	45.1
01/14/2016 1:58:00 AM	4.5	43.5
01/14/2016 1:59:00 AM	5.2	45.3
01/14/2016 2:00:00 AM	4.4	41.6
01/14/2016 2:01:00 AM	4.8	43.7
01/14/2016 2:02:00 AM	5.4	45.5
01/14/2016 2:03:00 AM	6.1	48.5
01/14/2016 2:04:00 AM	5.7	48.3
01/14/2016 2:06:00 AM	5.6	48.0
01/14/2016 2:07:00 AM	5.6	46.4

01/14/2016 2:08:00 AM	4.9	44.4
01/14/2016 2:09:00 AM	4.7	41.8
01/14/2016 2:10:00 AM	5.2	45.5
01/14/2016 2:11:00 AM	5.6	47.5
01/14/2016 2:12:00 AM	4.8	42.9
01/14/2016 2:13:00 AM	5.0	44.5
01/14/2016 2:14:00 AM	4.6	42.5
01/14/2016 2:15:00 AM	4.8	43.7
01/14/2016 2:16:00 AM	4.5	41.5
01/14/2016 2:17:00 AM	5.0	44.3
01/14/2016 2:18:00 AM	4.3	41.7
01/14/2016 2:19:00 AM	4.4	41.6
01/14/2016 2:20:00 AM	4.3	41.7
01/14/2016 2:21:00 AM	4.6	42.4
01/14/2016 2:22:00 AM	4.0	39.9
01/14/2016 2:23:00 AM	4.5	41.2
01/14/2016 2:24:00 AM	5.0	43.3
01/14/2016 2:25:00 AM	3.9	40.0
01/14/2016 2:26:00 AM	4.5	42.0
01/14/2016 2:27:00 AM	4.3	41.5
01/14/2016 2:28:00 AM	4.3	40.4
01/14/2016 2:29:00 AM	4.7	42.4
01/14/2016 2:30:00 AM	4.7	42.9
01/14/2016 2:31:00 AM	4.6	42.7
01/14/2016 2:32:00 AM	5.2	44.9
01/14/2016 2:33:00 AM	4.8	43.7
01/14/2016 2:34:00 AM	5.1	44.3
01/14/2016 2:35:00 AM	4.8	44.4
01/14/2016 2:37:00 AM	4.4	41.6
01/14/2016 2:38:00 AM	4.8	42.8
01/14/2016 2:39:00 AM	4.7	41.9
01/14/2016 2:40:00 AM	4.8	43.0
01/14/2016 2:41:00 AM	4.9	43.8
01/14/2016 2:43:00 AM	3.6	38.1
01/14/2016 2:44:00 AM	3.9	38.3
01/14/2016 2:45:00 AM	4.0	39.2
01/14/2016 2:46:00 AM	4.0	39.5
01/14/2016 2:47:00 AM	4.0	39.5
01/14/2016 2:48:00 AM	4.2	39.6
01/14/2016 2:49:00 AM	4.1	39.1
01/14/2016 2:50:00 AM	3.7	38.4
01/14/2016 2:51:00 AM	4.1	39.8
01/14/2016 2:52:00 AM	4.6	41.8
01/14/2016 2:53:00 AM	3.5	37.3
01/14/2016 2:54:00 AM	4.0	39.5
01/14/2016 2:55:00 AM	3.9	38.8
01/14/2016 2:56:00 AM	4.7	42.2
01/14/2016 2:57:00 AM	4.2	39.9
01/14/2016 2:58:00 AM	4.2	39.5
01/14/2016 2:59:00 AM	3.6	38.2
01/14/2016 3:00:00 AM	4.0	38.7
01/14/2016 3:01:00 AM	4.2	42.5
01/14/2016 3:02:00 AM	4.0	39.6
01/14/2016 3:03:00 AM	4.1	39.2
01/14/2016 3:04:00 AM	3.9	38.0

01/14/2016 3:05:00 AM	3.8	38.5
01/14/2016 3:06:00 AM	3.7	37.7
01/14/2016 3:08:00 AM	4.1	40.8
01/14/2016 3:10:00 AM	4.1	39.3
01/14/2016 3:11:00 AM	3.6	38.4
01/14/2016 3:12:00 AM	3.9	39.1
01/14/2016 3:14:00 AM	3.9	39.4
01/14/2016 3:15:00 AM	4.5	41.1
01/14/2016 3:16:00 AM	4.3	41.7
01/14/2016 3:17:00 AM	4.4	39.9
01/14/2016 3:18:00 AM	3.8	39.3
01/14/2016 3:19:00 AM	4.1	39.3
01/14/2016 3:22:00 AM	4.3	40.8
01/14/2016 3:23:00 AM	4.1	40.2
01/14/2016 3:24:00 AM	3.9	38.6
01/14/2016 3:25:00 AM	4.0	38.4
01/14/2016 3:29:00 AM	3.8	39.4
01/14/2016 3:30:00 AM	4.1	40.3
01/14/2016 3:31:00 AM	3.6	38.5
01/14/2016 3:32:00 AM	4.2	45.8
01/14/2016 3:36:00 AM	3.6	39.1
01/14/2016 3:38:00 AM	4.2	39.5
01/14/2016 3:39:00 AM	3.8	38.5
01/14/2016 3:40:00 AM	4.8	42.2
01/14/2016 3:41:00 AM	3.9	38.5
01/14/2016 3:42:00 AM	3.9	38.3
01/14/2016 3:43:00 AM	4.3	40.1
01/14/2016 3:44:00 AM	4.0	38.8
01/14/2016 3:45:00 AM	3.6	37.6
01/14/2016 3:46:00 AM	3.6	37.1
01/14/2016 3:47:00 AM	4.3	39.7
01/14/2016 3:48:00 AM	3.9	37.5
01/14/2016 3:51:00 AM	3.8	38.1
01/14/2016 3:52:00 AM	3.7	38.2
01/14/2016 3:53:00 AM	4.0	38.6
01/14/2016 3:54:00 AM	3.5	36.6
01/14/2016 3:55:00 AM	3.5	37.2
01/14/2016 4:05:00 AM	3.8	37.8
01/14/2016 4:06:00 AM	4.1	38.7
01/14/2016 4:07:00 AM	4.6	41.4
01/14/2016 4:08:00 AM	3.8	38.6
01/14/2016 4:09:00 AM	3.7	37.3
01/14/2016 4:10:00 AM	4.2	39.0
01/14/2016 4:11:00 AM	3.9	37.8
01/14/2016 4:12:00 AM	4.0	38.9
01/14/2016 4:13:00 AM	4.1	39.2
01/14/2016 4:14:00 AM	3.9	38.3
01/14/2016 4:17:00 AM	3.9	37.8
01/14/2016 4:20:00 AM	3.8	38.5
01/14/2016 4:21:00 AM	4.0	39.8
01/14/2016 4:22:00 AM	3.5	37.9
01/14/2016 4:23:00 AM	3.8	39.0
01/14/2016 4:24:00 AM	4.3	40.0
01/14/2016 4:25:00 AM	3.6	37.2
01/14/2016 4:33:00 AM	3.6	36.9

01/14/2016 4:34:00 AM	3.9	37.4
01/15/2016 12:19:00 AM	3.5	36.9
01/15/2016 12:35:00 AM	3.9	38.7
01/15/2016 1:49:00 AM	3.6	36.8
01/15/2016 1:59:00 AM	3.5	35.8
01/15/2016 2:01:00 AM	3.8	36.8
01/15/2016 2:06:00 AM	3.8	37.1
01/15/2016 2:09:00 AM	4.2	43.7
01/15/2016 2:11:00 AM	3.6	35.7
01/15/2016 2:13:00 AM	3.7	37.3
01/15/2016 2:15:00 AM	4.4	39.4
01/15/2016 2:16:00 AM	4.1	38.9
01/15/2016 3:18:00 AM	3.7	36.1
01/15/2016 3:23:00 AM	3.8	37.9
01/15/2016 3:25:00 AM	3.5	37.1
01/15/2016 3:30:00 AM	5.2	41.8
01/15/2016 3:32:00 AM	4.9	40.2
01/15/2016 3:33:00 AM	4.2	39.4
01/15/2016 3:34:00 AM	5.1	51.3
01/15/2016 3:35:00 AM	4.4	43.6
01/15/2016 3:36:00 AM	4.4	41.9
01/15/2016 3:37:00 AM	4.1	37.6
01/15/2016 3:39:00 AM	5.6	46.0
01/15/2016 3:40:00 AM	4.2	40.5
01/15/2016 3:41:00 AM	4.1	38.5
01/15/2016 3:42:00 AM	4.2	36.8
01/15/2016 3:43:00 AM	4.1	38.9
01/15/2016 3:44:00 AM	3.9	37.2
01/15/2016 3:45:00 AM	4.7	41.3
01/15/2016 3:46:00 AM	4.5	41.9
01/15/2016 3:49:00 AM	4.0	39.8
01/15/2016 3:55:00 AM	4.3	38.6
01/15/2016 4:02:00 AM	4.3	37.5
01/15/2016 4:03:00 AM	3.9	36.9
01/15/2016 4:05:00 AM	3.6	37.6
01/15/2016 4:06:00 AM	3.6	34.8
01/15/2016 4:07:00 AM	3.9	36.9
01/15/2016 4:10:00 AM	4.2	37.9
01/15/2016 4:12:00 AM	5.0	41.8
01/15/2016 4:13:00 AM	3.8	38.2
01/15/2016 4:14:00 AM	4.0	35.2
01/15/2016 4:15:00 AM	3.9	36.6
01/15/2016 4:20:00 AM	4.1	38.6
01/15/2016 4:23:00 AM	4.4	40.8
01/15/2016 4:25:00 AM	4.2	36.8
01/15/2016 4:28:00 AM	3.9	36.5
01/15/2016 4:29:00 AM	4.1	38.4
01/15/2016 4:30:00 AM	4.0	36.8
01/15/2016 4:32:00 AM	3.6	35.7
01/15/2016 4:33:00 AM	3.5	36.0
01/15/2016 4:43:00 AM	3.9	35.2
01/15/2016 4:50:00 AM	3.6	39.1
01/15/2016 4:51:00 AM	3.8	37.1
01/15/2016 4:56:00 AM	3.6	34.9
01/15/2016 4:59:00 AM	3.5	36.2

01/16/2016 10:00:00 PM	4.9	43.6
01/16/2016 10:01:00 PM	4.5	42.3
01/16/2016 10:02:00 PM	4.0	38.9
01/16/2016 10:03:00 PM	3.8	38.2
01/16/2016 10:10:00 PM	4.2	39.0
01/16/2016 10:11:00 PM	3.6	38.2
01/16/2016 10:16:00 PM	4.0	39.7
01/16/2016 10:17:00 PM	4.2	39.3
01/16/2016 11:14:00 PM	3.6	39.1
01/16/2016 11:29:00 PM	3.5	36.8
01/16/2016 11:33:00 PM	3.8	38.6
01/16/2016 11:34:00 PM	3.9	39.5
01/17/2016 12:25:00 AM	3.6	37.3
01/17/2016 12:26:00 AM	3.7	38.1
01/17/2016 12:29:00 AM	3.6	38.9
01/17/2016 12:31:00 AM	3.6	37.4
01/17/2016 12:32:00 AM	3.8	36.9
01/17/2016 12:33:00 AM	3.8	37.8
01/17/2016 12:43:00 AM	3.6	35.9
01/17/2016 12:44:00 AM	3.7	37.7
01/17/2016 12:45:00 AM	3.8	36.1
01/17/2016 12:47:00 AM	3.6	37.7
01/17/2016 12:48:00 AM	3.6	37.5
01/17/2016 12:50:00 AM	3.8	37.3
01/17/2016 12:51:00 AM	3.9	36.8
01/17/2016 12:57:00 AM	3.6	33.9
01/17/2016 1:01:00 AM	3.7	35.6
01/17/2016 1:02:00 AM	3.8	35.3
01/17/2016 1:08:00 AM	3.7	35.7
01/17/2016 1:44:00 AM	3.7	38.7
01/17/2016 1:45:00 AM	3.6	36.3
01/17/2016 1:46:00 AM	3.9	38.5
01/17/2016 1:47:00 AM	4.3	39.2
01/17/2016 1:48:00 AM	3.9	37.2
01/17/2016 1:49:00 AM	3.8	35.4
01/17/2016 1:51:00 AM	3.7	34.8
01/17/2016 1:52:00 AM	4.0	37.0
01/17/2016 1:53:00 AM	3.8	35.5
01/17/2016 1:54:00 AM	3.6	37.0
01/17/2016 1:55:00 AM	5.3	45.7
01/17/2016 1:56:00 AM	4.2	39.4
01/17/2016 1:57:00 AM	5.5	46.5
01/17/2016 1:58:00 AM	5.2	46.1
01/17/2016 1:59:00 AM	4.4	39.6
01/17/2016 2:00:00 AM	4.8	45.7
01/17/2016 2:01:00 AM	5.1	45.6
01/17/2016 2:02:00 AM	5.8	46.5
01/17/2016 2:03:00 AM	4.8	45.2
01/17/2016 2:05:00 AM	5.3	47.4
01/17/2016 2:06:00 AM	4.6	44.5
01/17/2016 2:07:00 AM	4.4	42.2
01/17/2016 2:08:00 AM	4.2	42.3
01/17/2016 2:09:00 AM	4.3	41.2
01/17/2016 2:10:00 AM	4.9	43.0
01/17/2016 2:11:00 AM	5.5	47.6



01/17/2016 2:12:00 AM	5.5	47.1
01/17/2016 2:13:00 AM	5.1	43.2
01/17/2016 2:14:00 AM	4.6	41.4
01/17/2016 2:15:00 AM	4.5	44.5
01/17/2016 2:16:00 AM	5.8	46.5
01/17/2016 2:17:00 AM	5.4	46.6
01/17/2016 2:18:00 AM	5.6	47.8
01/17/2016 2:19:00 AM	5.2	46.5
01/17/2016 2:20:00 AM	7.1	54.1
01/17/2016 2:21:00 AM	5.6	48.2
01/17/2016 2:22:00 AM	4.5	40.8
01/17/2016 2:23:00 AM	4.2	39.8
01/17/2016 2:24:00 AM	4.0	39.3
01/17/2016 2:25:00 AM	4.9	44.5
01/17/2016 2:26:00 AM	4.4	41.9
01/17/2016 2:27:00 AM	4.3	38.7
01/17/2016 2:28:00 AM	5.2	45.8
01/17/2016 2:29:00 AM	6.0	50.7
01/17/2016 2:32:00 AM	6.1	50.1
01/17/2016 2:33:00 AM	6.7	52.2
01/17/2016 2:34:00 AM	6.2	51.1
01/17/2016 2:35:00 AM	6.4	51.2
01/17/2016 2:36:00 AM	5.3	45.6
01/17/2016 2:37:00 AM	5.6	47.5
01/17/2016 2:38:00 AM	5.5	45.3
01/17/2016 2:39:00 AM	6.6	52.6
01/17/2016 2:40:00 AM	4.9	43.5
01/17/2016 2:41:00 AM	5.0	43.3
01/17/2016 2:42:00 AM	5.5	47.3
01/17/2016 2:44:00 AM	6.3	51.5
01/17/2016 2:45:00 AM	6.4	52.7
01/17/2016 2:46:00 AM	5.5	46.8
01/17/2016 2:47:00 AM	5.2	44.9
01/17/2016 2:48:00 AM	5.2	44.5
01/17/2016 2:49:00 AM	4.8	42.3
01/17/2016 2:50:00 AM	5.1	45.9
01/17/2016 2:51:00 AM	6.8	54.2
01/17/2016 2:52:00 AM	7.0	52.9
01/17/2016 2:53:00 AM	6.8	51.8
01/17/2016 2:54:00 AM	6.4	51.3
01/17/2016 2:55:00 AM	5.3	45.8
01/17/2016 2:56:00 AM	5.7	48.2
01/17/2016 2:57:00 AM	5.5	48.3
01/17/2016 2:58:00 AM	5.1	46.7
01/17/2016 2:59:00 AM	5.0	45.5
01/17/2016 3:00:00 AM	6.0	50.5
01/17/2016 3:01:00 AM	6.1	51.9
01/17/2016 3:02:00 AM	6.0	49.7
01/17/2016 3:03:00 AM	5.0	47.4
01/17/2016 3:04:00 AM	5.5	49.8
01/17/2016 3:05:00 AM	6.2	50.4
01/17/2016 3:06:00 AM	5.3	45.5
01/17/2016 3:07:00 AM	4.5	42.3
01/17/2016 3:08:00 AM	5.7	47.9
01/17/2016 3:09:00 AM	5.2	46.3

01/17/2016 3:10:00 AM	4.9	44.6
01/17/2016 3:11:00 AM	4.8	45.6
01/17/2016 3:12:00 AM	4.5	42.7
01/17/2016 3:13:00 AM	5.1	45.7
01/17/2016 3:14:00 AM	4.2	39.7
01/17/2016 3:15:00 AM	5.4	45.2
01/17/2016 3:16:00 AM	5.8	47.7
01/17/2016 3:17:00 AM	4.7	42.7
01/17/2016 3:18:00 AM	4.2	38.2
01/17/2016 3:19:00 AM	4.3	41.4
01/17/2016 3:20:00 AM	4.3	38.7
01/17/2016 3:21:00 AM	6.3	50.6
01/17/2016 3:22:00 AM	6.8	52.3
01/17/2016 3:23:00 AM	6.6	52.7
01/17/2016 3:24:00 AM	6.1	49.7
01/17/2016 3:25:00 AM	5.6	47.9
01/17/2016 3:26:00 AM	5.7	44.4
01/17/2016 3:27:00 AM	5.9	48.9
01/17/2016 3:28:00 AM	4.8	44.4
01/17/2016 3:29:00 AM	4.8	43.4
01/17/2016 3:30:00 AM	4.8	44.0
01/17/2016 3:32:00 AM	5.9	47.7
01/17/2016 3:33:00 AM	5.3	45.5
01/17/2016 3:34:00 AM	4.6	41.7
01/17/2016 3:35:00 AM	5.1	47.7
01/17/2016 3:36:00 AM	5.3	45.4
01/17/2016 3:37:00 AM	6.0	48.2
01/17/2016 3:38:00 AM	5.0	42.9
01/17/2016 3:39:00 AM	4.8	43.5
01/17/2016 3:40:00 AM	4.5	44.1
01/17/2016 3:41:00 AM	6.0	48.2
01/17/2016 3:42:00 AM	5.2	46.0
01/17/2016 3:43:00 AM	5.5	48.0
01/17/2016 3:44:00 AM	5.0	44.2
01/17/2016 3:45:00 AM	5.4	47.2
01/17/2016 3:46:00 AM	5.3	46.1
01/17/2016 3:47:00 AM	5.0	44.7
01/17/2016 3:48:00 AM	4.9	46.4
01/17/2016 3:49:00 AM	4.9	42.4
01/17/2016 3:50:00 AM	5.8	49.1
01/17/2016 3:51:00 AM	5.3	47.1
01/17/2016 3:52:00 AM	6.4	50.6
01/17/2016 3:53:00 AM	6.0	49.6
01/17/2016 3:54:00 AM	7.0	55.5
01/17/2016 3:55:00 AM	5.8	49.8
01/17/2016 3:56:00 AM	6.9	54.5
01/17/2016 3:59:00 AM	7.1	55.3
01/17/2016 4:01:00 AM	7.3	54.7
01/17/2016 4:02:00 AM	6.1	51.1
01/17/2016 4:03:00 AM	5.7	49.1
01/17/2016 4:04:00 AM	6.5	51.7
01/17/2016 4:05:00 AM	5.1	44.6
01/17/2016 4:06:00 AM	5.8	47.3
01/17/2016 4:07:00 AM	5.5	46.9
01/17/2016 4:08:00 AM	4.8	44.4

01/17/2016 4:10:00 AM	6.7	53.6
01/17/2016 4:12:00 AM	6.0	51.7
01/17/2016 4:13:00 AM	6.3	51.8
01/17/2016 4:14:00 AM	5.7	48.7
01/17/2016 4:15:00 AM	5.1	43.8
01/17/2016 4:16:00 AM	5.4	47.4
01/17/2016 4:17:00 AM	4.6	42.4
01/17/2016 4:18:00 AM	5.9	48.4
01/17/2016 4:19:00 AM	6.0	49.2
01/17/2016 4:20:00 AM	5.6	50.1
01/17/2016 4:21:00 AM	5.8	52.3
01/17/2016 4:22:00 AM	7.1	55.1
01/17/2016 4:23:00 AM	5.7	48.1
01/17/2016 4:24:00 AM	5.8	49.7
01/17/2016 4:25:00 AM	5.4	47.2
01/17/2016 4:26:00 AM	5.0	44.9
01/17/2016 4:27:00 AM	4.1	39.6
01/17/2016 4:28:00 AM	4.6	39.5
01/17/2016 4:29:00 AM	3.7	35.3
01/17/2016 4:30:00 AM	4.3	39.2
01/17/2016 4:31:00 AM	4.6	44.0
01/17/2016 4:32:00 AM	4.2	41.5
01/17/2016 4:33:00 AM	4.3	45.4
01/17/2016 4:34:00 AM	5.1	47.6
01/17/2016 4:35:00 AM	3.9	35.8
01/17/2016 4:36:00 AM	3.6	35.5
01/17/2016 4:37:00 AM	3.9	37.9
01/17/2016 4:42:00 AM	4.5	46.1
01/17/2016 4:43:00 AM	5.5	46.8
01/17/2016 4:44:00 AM	4.6	43.9
01/17/2016 4:45:00 AM	4.0	38.5
01/17/2016 4:46:00 AM	3.6	36.0
01/17/2016 4:47:00 AM	4.7	42.2
01/17/2016 4:48:00 AM	5.4	46.6
01/17/2016 4:49:00 AM	4.1	38.7
01/17/2016 4:50:00 AM	3.6	35.1
01/17/2016 4:53:00 AM	3.8	38.9
01/17/2016 4:54:00 AM	3.9	36.8
01/17/2016 4:55:00 AM	3.6	34.3
01/17/2016 10:30:00 PM	7.4	55.4
01/18/2016 1:19:00 AM	7.0	53.4
01/18/2016 1:25:00 AM	7.1	52.6
01/18/2016 2:25:00 AM	7.3	54.2
01/18/2016 2:30:00 AM	6.5	51.0
01/18/2016 2:32:00 AM	6.6	53.0
01/18/2016 2:40:00 AM	7.0	53.0
01/18/2016 2:41:00 AM	7.3	53.7
01/18/2016 2:49:00 AM	7.2	52.4
01/18/2016 2:50:00 AM	7.2	54.7
01/18/2016 2:51:00 AM	6.2	50.3
01/18/2016 2:52:00 AM	6.4	52.3
01/18/2016 2:53:00 AM	7.1	53.5
01/18/2016 3:01:00 AM	7.0	54.5
01/18/2016 3:06:00 AM	7.5	54.5
01/18/2016 3:24:00 AM	7.3	54.1

01/18/2016 3:25:00 AM	6.8	53.3
01/18/2016 3:27:00 AM	7.4	55.6
01/18/2016 3:29:00 AM	7.5	55.9
01/18/2016 3:31:00 AM	7.1	53.3
01/18/2016 3:32:00 AM	6.9	53.3
01/18/2016 3:36:00 AM	7.5	54.5
01/18/2016 3:37:00 AM	7.0	53.6
01/18/2016 3:38:00 AM	7.2	53.7
01/18/2016 3:47:00 AM	7.2	52.9
01/18/2016 4:21:00 AM	6.6	52.7
01/18/2016 4:26:00 AM	7.0	53.3
01/18/2016 4:35:00 AM	7.2	54.0
01/18/2016 11:26:00 PM	7.4	55.2
01/18/2016 11:39:00 PM	6.8	53.6
01/18/2016 11:42:00 PM	6.8	55.9
01/19/2016 12:47:00 AM	7.2	55.8
01/19/2016 1:07:00 AM	7.4	54.3
01/19/2016 1:08:00 AM	7.3	55.4
01/19/2016 1:11:00 AM	6.6	53.9
01/19/2016 1:42:00 AM	7.1	54.2
01/19/2016 1:48:00 AM	7.4	53.3
01/19/2016 1:49:00 AM	7.4	55.6
01/19/2016 2:05:00 AM	7.1	53.1
01/19/2016 2:16:00 AM	6.8	52.6
01/19/2016 2:20:00 AM	7.2	55.3
01/19/2016 2:23:00 AM	6.9	53.8
01/19/2016 2:25:00 AM	7.4	53.9
01/19/2016 2:28:00 AM	6.6	52.8
01/19/2016 2:29:00 AM	6.8	52.5
01/19/2016 2:32:00 AM	5.7	50.7
01/19/2016 2:37:00 AM	6.5	51.2
01/19/2016 2:42:00 AM	6.9	52.0
01/19/2016 2:43:00 AM	5.8	48.5
01/19/2016 2:44:00 AM	7.0	53.7
01/19/2016 2:47:00 AM	7.0	53.5
01/19/2016 2:48:00 AM	6.8	52.4
01/19/2016 2:52:00 AM	6.9	54.7
01/19/2016 2:53:00 AM	7.4	55.6
01/19/2016 2:55:00 AM	7.5	54.3
01/19/2016 2:59:00 AM	7.1	54.6
01/19/2016 3:17:00 AM	6.8	52.3
01/19/2016 3:24:00 AM	7.5	53.8
01/19/2016 3:25:00 AM	6.8	53.9
01/19/2016 3:29:00 AM	6.7	51.6
01/19/2016 3:30:00 AM	6.5	51.6
01/19/2016 3:41:00 AM	6.8	52.2
01/19/2016 3:43:00 AM	7.2	53.5
01/19/2016 4:02:00 AM	7.4	54.0
01/19/2016 4:03:00 AM	6.3	51.4
01/19/2016 4:05:00 AM	7.4	54.1
01/19/2016 4:06:00 AM	7.4	55.3
01/19/2016 4:07:00 AM	6.6	51.8
01/19/2016 4:15:00 AM	6.5	49.7
01/19/2016 4:20:00 AM	6.6	50.7
01/19/2016 4:21:00 AM	7.4	55.8

01/19/2016 4:25:00 AM	7.0	54.8
01/19/2016 4:33:00 AM	7.4	54.4
01/19/2016 4:34:00 AM	6.7	51.3
01/19/2016 4:37:00 AM	6.6	52.2
01/19/2016 4:38:00 AM	7.1	54.5
01/19/2016 4:40:00 AM	6.2	48.7
01/19/2016 4:43:00 AM	7.4	53.7
01/19/2016 4:44:00 AM	7.0	53.0
01/19/2016 4:45:00 AM	6.2	49.4
01/19/2016 4:46:00 AM	6.5	51.2
01/19/2016 10:01:00 PM	3.6	35.2
01/19/2016 10:02:00 PM	4.2	38.5
01/19/2016 10:03:00 PM	3.6	37.1
01/19/2016 10:04:00 PM	4.0	37.0
01/19/2016 10:05:00 PM	4.0	39.5
01/19/2016 10:06:00 PM	4.3	39.4
01/19/2016 10:07:00 PM	3.7	34.5
01/19/2016 10:08:00 PM	4.2	39.0
01/19/2016 10:09:00 PM	4.0	38.8
01/19/2016 10:10:00 PM	3.9	37.4
01/19/2016 10:11:00 PM	4.2	38.6
01/19/2016 10:12:00 PM	3.6	36.7
01/19/2016 10:15:00 PM	3.7	35.7
01/19/2016 10:16:00 PM	3.8	37.3
01/19/2016 10:17:00 PM	4.7	41.2
01/19/2016 10:18:00 PM	4.6	41.8
01/19/2016 10:19:00 PM	4.1	37.0
01/19/2016 10:20:00 PM	3.9	37.2
01/19/2016 10:21:00 PM	3.5	35.4
01/19/2016 10:22:00 PM	3.9	36.5
01/19/2016 10:23:00 PM	4.8	45.4
01/19/2016 10:24:00 PM	5.8	48.2
01/19/2016 10:25:00 PM	4.8	41.3
01/19/2016 10:26:00 PM	4.5	43.7
01/19/2016 10:27:00 PM	5.3	45.2
01/19/2016 10:29:00 PM	4.0	37.0
01/19/2016 10:30:00 PM	3.6	37.2
01/19/2016 10:31:00 PM	4.2	37.6
01/19/2016 10:32:00 PM	4.2	39.9
01/19/2016 10:33:00 PM	3.8	37.3
01/19/2016 10:34:00 PM	4.3	40.4
01/19/2016 10:35:00 PM	4.4	39.9
01/19/2016 10:36:00 PM	5.1	45.7
01/19/2016 10:37:00 PM	4.9	42.5
01/19/2016 10:38:00 PM	4.6	39.9
01/19/2016 10:39:00 PM	3.7	36.9
01/19/2016 10:40:00 PM	3.6	35.5
01/19/2016 10:44:00 PM	3.6	35.8
01/19/2016 10:45:00 PM	3.9	40.4
01/19/2016 10:46:00 PM	4.1	39.2
01/19/2016 10:47:00 PM	4.3	40.4
01/19/2016 10:49:00 PM	3.8	36.7
01/19/2016 10:50:00 PM	3.7	40.1
01/19/2016 10:51:00 PM	4.8	44.1
01/19/2016 10:52:00 PM	4.7	44.2

01/19/2016 10:53:00 PM	5.1	42.3
01/19/2016 10:54:00 PM	4.2	39.5
01/19/2016 10:55:00 PM	5.3	44.4
01/19/2016 10:56:00 PM	4.6	41.0
01/19/2016 10:57:00 PM	3.9	39.5
01/19/2016 10:58:00 PM	3.9	37.5
01/19/2016 10:59:00 PM	3.6	35.6
01/19/2016 11:06:00 PM	4.1	36.7
01/19/2016 11:07:00 PM	3.8	38.3
01/19/2016 11:08:00 PM	4.6	41.1
01/19/2016 11:09:00 PM	4.1	38.7
01/19/2016 11:10:00 PM	3.9	37.1
01/19/2016 11:11:00 PM	3.9	38.3
01/19/2016 11:13:00 PM	3.6	36.8
01/19/2016 11:14:00 PM	4.7	41.9
01/19/2016 11:15:00 PM	4.4	41.2
01/19/2016 11:16:00 PM	3.7	35.5
01/19/2016 11:17:00 PM	3.7	36.5
01/19/2016 11:18:00 PM	3.6	35.5
01/19/2016 11:19:00 PM	4.3	36.5
01/19/2016 11:20:00 PM	4.1	39.3
01/19/2016 11:21:00 PM	4.2	38.2
01/19/2016 11:22:00 PM	3.9	37.6
01/19/2016 11:23:00 PM	4.4	41.2
01/19/2016 11:24:00 PM	4.2	39.3
01/19/2016 11:25:00 PM	3.7	36.8
01/19/2016 11:27:00 PM	4.0	39.7
01/19/2016 11:29:00 PM	5.6	47.5
01/19/2016 11:30:00 PM	4.3	40.5
01/19/2016 11:31:00 PM	4.1	39.6
01/19/2016 11:32:00 PM	3.8	36.6
01/19/2016 11:33:00 PM	4.0	38.2
01/19/2016 11:34:00 PM	4.0	36.7
01/19/2016 11:37:00 PM	3.8	36.8
01/19/2016 11:38:00 PM	3.9	36.7
01/19/2016 11:43:00 PM	3.8	37.1
01/19/2016 11:46:00 PM	3.7	36.3
01/19/2016 11:47:00 PM	4.0	40.6
01/19/2016 11:48:00 PM	4.0	39.4
01/19/2016 11:49:00 PM	4.4	42.5
01/19/2016 11:50:00 PM	4.7	42.6
01/19/2016 11:51:00 PM	4.2	37.5
01/19/2016 11:52:00 PM	3.5	34.1
01/19/2016 11:53:00 PM	4.0	35.7
01/19/2016 11:57:00 PM	4.2	39.5
01/19/2016 11:58:00 PM	5.1	43.0
01/19/2016 11:59:00 PM	4.5	39.1
01/20/2016 12:00:00 AM	4.0	35.1
01/20/2016 12:01:00 AM	3.9	37.3
01/20/2016 12:02:00 AM	5.0	40.9
01/20/2016 12:03:00 AM	4.6	39.5
01/20/2016 12:04:00 AM	4.1	36.5
01/20/2016 12:05:00 AM	3.8	35.4
01/20/2016 12:08:00 AM	3.7	36.3
01/20/2016 12:12:00 AM	4.8	41.0

01/20/2016 12:13:00 AM	4.6	39.7
01/20/2016 12:14:00 AM	4.3	38.7
01/20/2016 12:15:00 AM	4.0	40.8
01/20/2016 12:16:00 AM	3.7	35.8
01/20/2016 12:17:00 AM	4.3	38.4
01/20/2016 12:18:00 AM	3.5	34.7
01/20/2016 12:20:00 AM	3.8	36.4
01/20/2016 12:21:00 AM	4.5	41.3
01/20/2016 12:22:00 AM	4.3	38.3
01/20/2016 12:25:00 AM	3.7	34.8
01/20/2016 12:26:00 AM	4.2	37.5
01/20/2016 12:27:00 AM	4.0	36.1
01/20/2016 12:28:00 AM	4.2	40.0
01/20/2016 12:29:00 AM	4.3	38.5
01/20/2016 12:30:00 AM	4.2	35.9
01/20/2016 12:31:00 AM	4.7	40.3
01/20/2016 12:32:00 AM	3.6	34.9
01/20/2016 12:37:00 AM	3.7	35.3
01/20/2016 12:39:00 AM	3.9	35.4
01/20/2016 1:01:00 AM	4.5	41.4
01/20/2016 1:02:00 AM	3.7	34.7
01/20/2016 1:03:00 AM	3.8	34.1
01/20/2016 1:13:00 AM	3.7	34.9
01/20/2016 1:14:00 AM	3.7	34.7
01/20/2016 1:16:00 AM	3.7	34.2
01/20/2016 1:23:00 AM	3.7	35.0
01/20/2016 1:24:00 AM	3.6	34.7
01/20/2016 1:27:00 AM	3.5	33.5
01/20/2016 1:32:00 AM	3.8	37.3
01/20/2016 1:33:00 AM	4.6	40.2
01/20/2016 1:34:00 AM	4.8	41.8
01/20/2016 1:37:00 AM	3.5	34.6
01/20/2016 1:39:00 AM	3.6	35.0
01/20/2016 1:53:00 AM	3.7	34.1
01/20/2016 1:54:00 AM	3.6	35.3
01/20/2016 2:01:00 AM	3.8	35.0
01/20/2016 4:56:00 AM	3.6	36.0
01/20/2016 10:00:00 PM	4.5	39.0
01/20/2016 10:01:00 PM	5.6	44.6
01/20/2016 10:02:00 PM	4.3	37.8
01/20/2016 10:03:00 PM	4.5	38.3
01/20/2016 10:04:00 PM	3.8	34.8
01/20/2016 10:05:00 PM	3.8	36.3
01/20/2016 10:06:00 PM	3.6	35.0
01/20/2016 10:07:00 PM	4.4	38.5
01/20/2016 10:08:00 PM	4.4	38.8
01/20/2016 10:09:00 PM	4.7	39.7
01/20/2016 10:10:00 PM	4.6	39.9
01/20/2016 10:11:00 PM	4.3	36.7
01/20/2016 10:12:00 PM	3.7	33.2
01/20/2016 10:14:00 PM	4.4	38.3
01/20/2016 10:17:00 PM	3.6	37.4
01/20/2016 10:18:00 PM	4.9	41.6
01/20/2016 10:19:00 PM	4.4	39.4
01/20/2016 10:20:00 PM	4.2	37.5

01/20/2016 10:21:00 PM	3.6	35.1
01/20/2016 10:22:00 PM	3.9	34.8
01/20/2016 10:23:00 PM	3.5	34.6
01/20/2016 10:24:00 PM	3.9	36.9
01/20/2016 10:25:00 PM	3.8	35.8
01/20/2016 10:26:00 PM	4.6	41.1
01/20/2016 10:27:00 PM	4.7	38.6
01/20/2016 10:28:00 PM	3.7	34.6
01/20/2016 10:29:00 PM	3.8	33.6
01/20/2016 10:30:00 PM	3.9	34.3
01/20/2016 10:31:00 PM	4.1	34.3
01/20/2016 10:32:00 PM	3.8	34.5
01/20/2016 10:47:00 PM	3.8	36.3
01/20/2016 10:48:00 PM	3.7	35.1
01/20/2016 10:49:00 PM	3.6	34.4
01/20/2016 10:50:00 PM	3.9	36.9
01/20/2016 10:51:00 PM	3.6	34.9
01/20/2016 10:53:00 PM	3.7	34.7
01/20/2016 10:54:00 PM	3.5	33.8
01/20/2016 11:06:00 PM	3.8	36.4
01/20/2016 11:07:00 PM	3.5	35.0
01/20/2016 11:08:00 PM	4.1	37.3
01/20/2016 11:09:00 PM	4.3	37.3
01/20/2016 11:10:00 PM	3.8	37.1
01/20/2016 11:11:00 PM	4.9	44.6
01/20/2016 11:12:00 PM	4.6	41.8
01/20/2016 11:13:00 PM	4.9	42.0
01/20/2016 11:14:00 PM	4.1	37.8
01/20/2016 11:15:00 PM	4.4	37.4
01/20/2016 11:16:00 PM	4.3	37.7
01/20/2016 11:17:00 PM	4.6	40.6
01/20/2016 11:18:00 PM	4.4	42.1
01/20/2016 11:19:00 PM	5.2	43.7
01/20/2016 11:20:00 PM	5.3	41.7
01/20/2016 11:21:00 PM	4.9	41.0
01/20/2016 11:22:00 PM	5.4	44.2
01/20/2016 11:23:00 PM	5.4	43.3
01/20/2016 11:24:00 PM	4.8	40.5
01/20/2016 11:25:00 PM	4.4	38.9
01/20/2016 11:26:00 PM	4.6	39.0
01/20/2016 11:27:00 PM	5.1	42.7
01/20/2016 11:28:00 PM	5.0	40.6
01/20/2016 11:29:00 PM	4.5	41.0
01/20/2016 11:30:00 PM	5.1	42.7
01/20/2016 11:31:00 PM	4.7	39.5
01/20/2016 11:32:00 PM	3.8	35.5
01/20/2016 11:34:00 PM	3.7	34.4
01/20/2016 11:35:00 PM	4.3	37.3
01/20/2016 11:36:00 PM	4.2	37.6
01/20/2016 11:37:00 PM	3.9	35.1
01/20/2016 11:38:00 PM	3.7	34.8
01/20/2016 11:39:00 PM	3.7	35.0
01/20/2016 11:40:00 PM	3.8	34.8
01/20/2016 11:42:00 PM	3.7	34.8
01/20/2016 11:43:00 PM	3.7	35.0



01/20/2016 11:44:00 PM	4.0	35.4
01/20/2016 11:45:00 PM	3.9	35.5
01/20/2016 11:49:00 PM	3.6	34.3
01/20/2016 11:50:00 PM	4.0	35.8
01/20/2016 11:51:00 PM	3.8	36.5
01/20/2016 11:52:00 PM	3.6	35.5
01/20/2016 11:53:00 PM	3.8	35.9
01/20/2016 11:54:00 PM	4.0	35.9
01/20/2016 11:55:00 PM	4.0	36.3
01/20/2016 11:56:00 PM	4.1	36.5
01/20/2016 11:57:00 PM	4.2	37.0
01/20/2016 11:58:00 PM	3.9	34.5
01/20/2016 11:59:00 PM	3.6	33.2
01/21/2016 12:08:00 AM	3.9	35.5
01/21/2016 12:19:00 AM	3.8	38.6
01/21/2016 12:21:00 AM	3.7	34.5
01/21/2016 12:24:00 AM	4.0	37.5
01/21/2016 12:25:00 AM	4.4	40.8
01/21/2016 12:26:00 AM	3.9	37.0
01/21/2016 12:27:00 AM	3.7	38.8
01/21/2016 12:28:00 AM	5.3	45.2
01/21/2016 12:29:00 AM	4.9	42.9
01/21/2016 12:30:00 AM	5.3	42.8
01/21/2016 12:31:00 AM	5.1	41.9
01/21/2016 12:32:00 AM	4.6	40.0
01/21/2016 12:33:00 AM	3.9	35.4
01/21/2016 12:34:00 AM	3.9	37.6
01/21/2016 12:35:00 AM	4.3	38.4
01/21/2016 12:36:00 AM	3.9	37.0
01/21/2016 12:37:00 AM	4.3	37.8
01/21/2016 12:38:00 AM	4.4	38.2
01/21/2016 12:39:00 AM	4.5	40.8
01/21/2016 12:40:00 AM	4.3	38.3
01/21/2016 12:41:00 AM	4.5	39.5
01/21/2016 12:42:00 AM	4.0	35.9
01/21/2016 12:43:00 AM	4.6	40.1
01/21/2016 12:44:00 AM	4.0	39.6
01/21/2016 12:45:00 AM	4.6	39.4
01/21/2016 12:46:00 AM	4.3	37.9
01/21/2016 12:47:00 AM	3.9	37.1
01/21/2016 12:49:00 AM	3.6	35.0
01/21/2016 12:50:00 AM	4.0	36.2
01/21/2016 12:51:00 AM	3.7	36.6
01/21/2016 12:57:00 AM	3.5	37.0
01/21/2016 12:59:00 AM	4.3	38.8
01/21/2016 1:00:00 AM	4.2	38.1
01/21/2016 1:01:00 AM	4.1	37.3
01/21/2016 1:02:00 AM	3.9	36.0
01/21/2016 1:03:00 AM	3.7	37.5
01/21/2016 1:06:00 AM	3.7	35.8
01/21/2016 1:07:00 AM	4.0	36.6
01/21/2016 1:09:00 AM	3.7	37.5
01/21/2016 1:10:00 AM	3.9	37.5
01/21/2016 1:11:00 AM	3.5	36.7
01/21/2016 1:12:00 AM	3.7	36.8

01/21/2016 1:14:00 AM	3.8	37.2
01/21/2016 1:15:00 AM	3.8	36.4
01/21/2016 1:16:00 AM	3.6	35.8
01/21/2016 1:17:00 AM	4.1	37.0
01/21/2016 1:18:00 AM	3.8	37.3
01/21/2016 1:21:00 AM	3.7	37.4
01/21/2016 1:22:00 AM	4.2	41.3
01/21/2016 1:23:00 AM	3.6	36.7
01/21/2016 1:24:00 AM	3.5	36.7
01/21/2016 1:25:00 AM	3.9	38.3
01/21/2016 1:26:00 AM	3.5	37.0
01/21/2016 1:27:00 AM	3.9	37.8
01/21/2016 1:28:00 AM	4.8	41.5
01/21/2016 1:29:00 AM	4.4	38.9
01/21/2016 1:31:00 AM	3.8	38.0
01/21/2016 1:32:00 AM	3.8	38.1
01/21/2016 1:33:00 AM	4.1	37.6
01/21/2016 1:34:00 AM	4.6	43.4
01/21/2016 1:35:00 AM	5.3	43.9
01/21/2016 1:36:00 AM	4.7	39.9
01/21/2016 1:37:00 AM	5.0	40.8
01/21/2016 1:38:00 AM	4.7	40.8
01/21/2016 1:39:00 AM	4.0	37.3
01/21/2016 1:40:00 AM	4.2	39.3
01/21/2016 1:41:00 AM	4.3	37.5
01/21/2016 1:42:00 AM	3.7	36.3
01/21/2016 1:43:00 AM	4.6	41.9
01/21/2016 1:44:00 AM	5.2	43.2
01/21/2016 1:45:00 AM	4.6	39.7
01/21/2016 1:46:00 AM	4.5	40.2
01/21/2016 1:47:00 AM	4.6	40.6
01/21/2016 1:48:00 AM	3.9	36.6
01/21/2016 1:49:00 AM	4.2	39.0
01/21/2016 1:50:00 AM	4.7	40.3
01/21/2016 1:51:00 AM	4.6	38.7
01/21/2016 1:52:00 AM	4.6	39.0
01/21/2016 1:53:00 AM	4.1	36.8
01/21/2016 1:54:00 AM	4.6	42.6
01/21/2016 1:55:00 AM	4.4	37.5
01/21/2016 1:56:00 AM	4.1	37.3
01/21/2016 1:57:00 AM	3.8	36.8
01/21/2016 1:58:00 AM	4.2	37.0
01/21/2016 1:59:00 AM	4.4	38.8
01/21/2016 2:00:00 AM	4.2	38.7
01/21/2016 2:01:00 AM	4.8	43.4
01/21/2016 2:02:00 AM	4.7	40.0
01/21/2016 2:03:00 AM	4.7	40.0
01/21/2016 2:04:00 AM	4.5	40.8
01/21/2016 2:05:00 AM	4.3	38.0
01/21/2016 2:06:00 AM	3.7	35.5
01/21/2016 2:07:00 AM	4.4	40.1
01/21/2016 2:08:00 AM	4.5	39.8
01/21/2016 2:09:00 AM	3.8	34.2
01/21/2016 2:14:00 AM	3.7	34.9
01/21/2016 2:18:00 AM	3.7	34.5

01/21/2016 2:19:00 AM	4.2	35.4
01/21/2016 2:20:00 AM	3.7	34.6
01/21/2016 2:21:00 AM	4.2	39.0
01/21/2016 2:22:00 AM	3.7	35.0
01/21/2016 2:24:00 AM	3.7	34.6
01/21/2016 2:25:00 AM	3.5	34.5
01/21/2016 2:26:00 AM	4.5	38.3
01/21/2016 2:28:00 AM	3.6	34.3
01/21/2016 2:29:00 AM	4.5	40.8
01/21/2016 2:30:00 AM	4.2	37.2
01/21/2016 2:31:00 AM	3.9	38.1
01/21/2016 2:33:00 AM	4.3	41.7
01/21/2016 2:34:00 AM	4.9	40.9
01/21/2016 2:35:00 AM	4.3	43.0
01/21/2016 2:36:00 AM	5.0	41.0
01/21/2016 2:37:00 AM	4.0	37.1
01/21/2016 2:38:00 AM	4.8	43.7
01/21/2016 2:39:00 AM	4.7	41.4
01/21/2016 2:40:00 AM	4.1	38.0
01/21/2016 2:41:00 AM	4.7	40.7
01/21/2016 2:42:00 AM	4.4	37.9
01/21/2016 2:43:00 AM	4.0	36.8
01/21/2016 2:44:00 AM	4.5	40.6
01/21/2016 2:45:00 AM	4.8	39.9
01/21/2016 2:46:00 AM	4.6	39.2
01/21/2016 2:47:00 AM	4.1	38.0
01/21/2016 2:48:00 AM	3.8	36.5
01/21/2016 2:49:00 AM	3.9	38.3
01/21/2016 2:50:00 AM	4.8	41.4
01/21/2016 2:51:00 AM	4.9	43.1
01/21/2016 2:52:00 AM	4.6	38.4
01/21/2016 2:53:00 AM	5.4	45.1
01/21/2016 2:54:00 AM	5.6	46.9
01/21/2016 2:55:00 AM	5.4	43.8
01/21/2016 2:56:00 AM	5.2	44.8
01/21/2016 2:57:00 AM	5.6	44.7
01/21/2016 2:58:00 AM	5.3	44.3
01/21/2016 2:59:00 AM	5.6	48.0
01/21/2016 3:00:00 AM	5.2	43.0
01/21/2016 3:01:00 AM	5.6	45.6
01/21/2016 3:02:00 AM	5.7	48.7
01/21/2016 3:03:00 AM	5.2	45.4
01/21/2016 3:04:00 AM	4.9	44.9
01/21/2016 3:05:00 AM	5.7	45.5
01/21/2016 3:06:00 AM	5.6	46.6
01/21/2016 3:07:00 AM	5.2	43.5
01/21/2016 3:08:00 AM	5.2	42.0
01/21/2016 3:09:00 AM	4.0	38.4
01/21/2016 3:10:00 AM	3.9	36.5
01/21/2016 3:12:00 AM	4.4	38.7
01/21/2016 3:13:00 AM	4.1	39.0
01/21/2016 3:14:00 AM	4.1	37.7
01/21/2016 3:15:00 AM	5.5	46.4
01/21/2016 3:16:00 AM	5.4	42.4
01/21/2016 3:17:00 AM	4.4	39.6

01/21/2016 3:18:00 AM	5.6	46.0
01/21/2016 3:19:00 AM	4.5	38.7
01/21/2016 3:20:00 AM	3.9	33.7
01/21/2016 3:21:00 AM	3.7	33.2
01/21/2016 3:22:00 AM	4.0	35.1
01/21/2016 3:23:00 AM	3.8	34.2
01/21/2016 3:26:00 AM	4.0	36.1
01/21/2016 3:27:00 AM	3.6	35.7
01/21/2016 3:28:00 AM	4.7	40.5
01/21/2016 3:29:00 AM	4.9	42.0
01/21/2016 3:30:00 AM	4.3	38.9
01/21/2016 3:31:00 AM	3.9	36.0
01/21/2016 3:32:00 AM	4.2	38.7
01/21/2016 3:33:00 AM	3.5	33.6
01/21/2016 3:34:00 AM	3.6	33.7
01/21/2016 3:54:00 AM	3.7	35.3
01/21/2016 3:59:00 AM	3.8	35.5
01/21/2016 4:10:00 AM	3.7	34.5
01/21/2016 4:11:00 AM	3.6	34.2
01/21/2016 4:12:00 AM	4.7	37.5
01/21/2016 4:13:00 AM	4.6	38.3
01/21/2016 4:14:00 AM	4.3	38.0
01/21/2016 4:15:00 AM	4.4	37.5
01/21/2016 4:16:00 AM	3.7	34.4
01/21/2016 4:17:00 AM	3.8	34.7
01/21/2016 4:18:00 AM	4.2	36.3
01/21/2016 4:19:00 AM	4.2	36.6
01/21/2016 4:20:00 AM	4.0	35.0
01/21/2016 4:26:00 AM	3.8	35.2
01/21/2016 4:27:00 AM	3.7	32.7
01/21/2016 4:33:00 AM	3.8	35.4
01/21/2016 4:38:00 AM	4.0	35.2
01/21/2016 4:39:00 AM	3.7	33.5
01/21/2016 4:43:00 AM	4.0	37.2
01/21/2016 4:44:00 AM	4.7	39.7
01/21/2016 4:45:00 AM	4.6	38.3
01/21/2016 4:46:00 AM	4.1	35.5
01/21/2016 4:47:00 AM	4.3	36.9
01/21/2016 4:48:00 AM	3.9	34.5
01/21/2016 4:49:00 AM	3.6	33.0
01/21/2016 4:52:00 AM	3.7	33.9
01/21/2016 4:53:00 AM	3.6	33.2
01/21/2016 4:58:00 AM	3.9	35.5
01/21/2016 4:59:00 AM	4.0	34.3
01/25/2016 11:49:00 PM	5.6	44.2
01/25/2016 11:50:00 PM	4.5	40.3
01/25/2016 11:51:00 PM	4.8	40.9
01/25/2016 11:52:00 PM	4.7	44.8
01/25/2016 11:53:00 PM	4.5	43.3
01/25/2016 11:54:00 PM	5.7	46.4
01/25/2016 11:55:00 PM	5.5	46.6
01/25/2016 11:56:00 PM	4.6	45.1
01/25/2016 11:57:00 PM	5.4	45.1
01/25/2016 11:59:00 PM	5.3	45.6
01/26/2016 12:00:00 AM	5.6	46.8

01/26/2016 12:01:00 AM	5.8	46.4
01/26/2016 12:02:00 AM	5.1	42.9
01/26/2016 12:03:00 AM	5.8	46.2
01/26/2016 12:04:00 AM	6.4	50.3
01/26/2016 12:05:00 AM	3.8	39.5
01/26/2016 12:06:00 AM	5.3	46.6
01/26/2016 12:07:00 AM	5.4	44.2
01/26/2016 12:08:00 AM	5.6	45.6
01/26/2016 12:09:00 AM	4.5	38.7
01/26/2016 12:10:00 AM	4.7	41.7
01/26/2016 12:11:00 AM	4.4	44.2
01/26/2016 12:13:00 AM	5.1	44.2
01/26/2016 12:14:00 AM	5.0	41.7
01/26/2016 12:15:00 AM	5.0	43.9
01/26/2016 12:16:00 AM	5.8	46.1
01/26/2016 12:17:00 AM	5.7	45.1
01/26/2016 12:18:00 AM	5.5	42.5
01/26/2016 12:19:00 AM	4.9	40.8
01/26/2016 12:22:00 AM	5.9	46.9
01/26/2016 12:23:00 AM	4.6	41.2
01/26/2016 12:24:00 AM	5.9	49.0
01/26/2016 12:25:00 AM	5.6	47.6
01/26/2016 12:26:00 AM	5.4	44.3
01/26/2016 12:27:00 AM	6.1	45.8
01/26/2016 12:28:00 AM	4.9	40.9
01/26/2016 12:29:00 AM	4.6	41.0
01/26/2016 12:30:00 AM	4.7	43.3
01/26/2016 12:31:00 AM	4.6	40.2
01/26/2016 12:32:00 AM	4.7	41.8
01/26/2016 12:33:00 AM	5.5	47.8
01/26/2016 12:34:00 AM	5.1	41.7
01/26/2016 12:35:00 AM	5.1	43.6
01/26/2016 12:37:00 AM	6.0	48.1
01/26/2016 12:38:00 AM	5.0	42.4
01/26/2016 12:39:00 AM	5.2	44.9
01/26/2016 12:40:00 AM	4.3	40.5
01/26/2016 12:41:00 AM	4.3	39.7
01/26/2016 12:42:00 AM	4.5	41.8
01/26/2016 12:43:00 AM	4.5	40.6
01/26/2016 12:44:00 AM	4.8	43.0
01/26/2016 12:45:00 AM	4.9	41.7
01/26/2016 12:46:00 AM	5.2	42.3
01/26/2016 12:47:00 AM	5.0	40.5
01/26/2016 12:48:00 AM	5.2	42.9
01/26/2016 12:49:00 AM	5.1	47.8
01/26/2016 12:50:00 AM	5.2	44.1
01/26/2016 12:51:00 AM	5.2	43.9
01/26/2016 12:54:00 AM	4.1	38.7
01/26/2016 12:55:00 AM	5.0	45.4
01/26/2016 12:57:00 AM	6.3	49.6
01/26/2016 12:58:00 AM	4.9	43.3
01/26/2016 12:59:00 AM	4.5	43.6
01/26/2016 1:00:00 AM	5.3	48.4
01/26/2016 1:01:00 AM	4.0	40.3
01/26/2016 1:02:00 AM	5.3	50.0

01/26/2016 1:06:00 AM	4.1	46.4
01/26/2016 1:10:00 AM	4.1	42.9
01/26/2016 1:11:00 AM	5.3	46.8
01/26/2016 1:12:00 AM	3.7	37.5
01/26/2016 1:13:00 AM	4.4	43.8
01/26/2016 1:14:00 AM	4.9	45.1
01/26/2016 1:17:00 AM	3.8	43.3
01/26/2016 1:18:00 AM	4.7	46.8
01/26/2016 1:19:00 AM	3.8	38.5
01/26/2016 1:20:00 AM	4.0	42.3
01/26/2016 1:22:00 AM	3.9	42.8
01/26/2016 1:23:00 AM	3.5	41.9
01/26/2016 1:26:00 AM	3.6	38.6
01/26/2016 1:29:00 AM	3.8	42.3
01/26/2016 1:30:00 AM	4.4	42.2
01/26/2016 1:32:00 AM	3.5	37.9
01/26/2016 1:34:00 AM	3.6	37.5
01/26/2016 1:38:00 AM	4.8	48.1
01/26/2016 1:41:00 AM	4.1	40.3
01/26/2016 1:42:00 AM	3.8	38.5
01/26/2016 1:43:00 AM	3.7	38.7
01/26/2016 1:44:00 AM	4.6	47.3
01/26/2016 1:45:00 AM	4.7	42.3
01/26/2016 1:49:00 AM	3.8	40.7
01/26/2016 1:52:00 AM	3.7	39.3
01/26/2016 2:00:00 AM	3.7	39.9
01/26/2016 2:04:00 AM	3.7	39.0
01/26/2016 2:08:00 AM	4.0	41.0
01/26/2016 2:09:00 AM	4.0	40.5
01/26/2016 2:11:00 AM	3.7	41.1
01/26/2016 2:14:00 AM	3.9	41.9
01/26/2016 2:16:00 AM	3.6	40.0
01/26/2016 2:19:00 AM	4.0	37.3
01/26/2016 2:21:00 AM	4.2	43.0
01/26/2016 2:24:00 AM	3.9	40.1
01/26/2016 2:27:00 AM	3.7	40.5
01/26/2016 2:28:00 AM	4.4	43.2
01/26/2016 2:29:00 AM	4.2	43.4
01/26/2016 2:33:00 AM	3.9	42.8
01/26/2016 2:43:00 AM	4.1	40.8
01/26/2016 2:44:00 AM	3.7	39.9
01/26/2016 2:48:00 AM	3.7	39.9
01/26/2016 2:57:00 AM	3.5	44.4
01/26/2016 2:58:00 AM	3.8	40.3
01/26/2016 2:59:00 AM	4.6	47.5
01/26/2016 3:00:00 AM	4.5	43.6
01/26/2016 3:04:00 AM	3.6	43.1
01/26/2016 3:05:00 AM	4.2	41.5
01/26/2016 3:08:00 AM	4.6	43.1
01/26/2016 3:09:00 AM	3.9	40.9
01/26/2016 3:11:00 AM	4.1	40.4
01/26/2016 3:19:00 AM	5.0	47.8
01/26/2016 3:20:00 AM	3.9	40.5
01/26/2016 3:22:00 AM	4.7	47.3
01/26/2016 3:23:00 AM	4.7	48.1

01/26/2016 3:26:00 AM	4.8	45.9
01/26/2016 3:29:00 AM	3.5	42.9
01/26/2016 3:33:00 AM	4.3	44.8
01/26/2016 3:34:00 AM	4.2	44.5
01/26/2016 3:37:00 AM	4.1	42.0
01/26/2016 3:40:00 AM	5.7	48.7
01/26/2016 3:49:00 AM	3.8	40.5
01/26/2016 3:50:00 AM	3.7	41.9
01/26/2016 3:51:00 AM	3.9	41.4
01/26/2016 3:53:00 AM	4.5	43.4
01/26/2016 3:54:00 AM	3.5	39.8
01/26/2016 3:57:00 AM	4.1	44.6
01/26/2016 3:58:00 AM	4.0	38.5
01/26/2016 3:59:00 AM	3.7	39.8
01/26/2016 4:05:00 AM	5.3	45.9
01/26/2016 4:08:00 AM	5.1	46.3
01/26/2016 4:11:00 AM	4.9	45.3
01/26/2016 4:17:00 AM	3.5	41.9
01/26/2016 4:18:00 AM	4.0	43.1
01/26/2016 4:20:00 AM	5.3	50.5
01/26/2016 4:21:00 AM	4.5	44.0
01/26/2016 4:23:00 AM	4.5	45.9
01/26/2016 4:24:00 AM	4.6	42.9
01/26/2016 4:28:00 AM	5.2	49.3
01/26/2016 4:29:00 AM	4.9	45.6
01/26/2016 4:30:00 AM	3.7	38.5
01/26/2016 4:32:00 AM	4.7	44.5
01/26/2016 4:33:00 AM	4.4	39.9
01/26/2016 4:34:00 AM	4.0	43.5
01/26/2016 4:36:00 AM	4.6	43.7
01/26/2016 4:37:00 AM	4.1	39.3
01/26/2016 4:40:00 AM	4.3	42.4
01/26/2016 4:44:00 AM	4.1	42.4
01/26/2016 4:45:00 AM	3.9	42.3
01/26/2016 4:47:00 AM	3.6	42.0
01/26/2016 10:00:00 PM	5.7	47.5
01/26/2016 10:01:00 PM	4.9	42.0
01/26/2016 10:02:00 PM	5.3	47.7
01/26/2016 10:03:00 PM	6.5	53.8
01/26/2016 10:04:00 PM	6.4	51.1
01/26/2016 10:05:00 PM	5.8	47.4
01/26/2016 10:06:00 PM	5.6	49.5
01/26/2016 10:07:00 PM	6.4	51.2
01/26/2016 10:08:00 PM	6.7	55.6
01/26/2016 10:09:00 PM	6.9	52.7
01/26/2016 10:10:00 PM	7.2	53.4
01/26/2016 10:11:00 PM	6.2	51.4
01/26/2016 10:12:00 PM	5.8	47.2
01/26/2016 10:13:00 PM	5.4	49.5
01/26/2016 10:14:00 PM	5.8	47.8
01/26/2016 10:15:00 PM	5.6	48.2
01/26/2016 10:18:00 PM	6.6	50.3
01/26/2016 10:19:00 PM	5.3	45.0
01/26/2016 10:20:00 PM	5.9	49.0
01/26/2016 10:21:00 PM	6.5	52.1

01/26/2016 10:22:00 PM	6.4	50.4
01/26/2016 10:23:00 PM	6.3	50.2
01/26/2016 10:24:00 PM	6.4	51.9
01/26/2016 10:25:00 PM	5.3	45.9
01/26/2016 10:26:00 PM	6.8	52.3
01/26/2016 10:27:00 PM	6.0	51.0
01/26/2016 10:28:00 PM	6.7	53.1
01/26/2016 10:29:00 PM	6.7	51.9
01/26/2016 10:30:00 PM	4.9	44.8
01/26/2016 10:31:00 PM	5.8	49.2
01/26/2016 10:33:00 PM	5.7	49.1
01/26/2016 10:34:00 PM	7.0	53.8
01/26/2016 10:35:00 PM	6.6	51.1
01/26/2016 10:36:00 PM	6.3	50.2
01/26/2016 10:37:00 PM	6.3	50.3
01/26/2016 10:38:00 PM	5.9	49.5
01/26/2016 10:39:00 PM	5.7	46.0
01/26/2016 10:40:00 PM	5.6	48.8
01/26/2016 10:41:00 PM	5.6	48.6
01/26/2016 10:42:00 PM	5.5	47.8
01/26/2016 10:43:00 PM	5.4	45.4
01/26/2016 10:44:00 PM	5.3	46.1
01/26/2016 10:45:00 PM	4.9	42.3
01/26/2016 10:46:00 PM	4.7	42.6
01/26/2016 10:47:00 PM	5.4	49.0
01/26/2016 10:48:00 PM	6.4	50.8
01/26/2016 10:49:00 PM	6.0	48.1
01/26/2016 10:50:00 PM	5.2	45.7
01/26/2016 10:51:00 PM	4.9	41.5
01/26/2016 10:52:00 PM	5.9	49.8
01/26/2016 10:53:00 PM	6.2	50.6
01/26/2016 10:54:00 PM	6.4	51.0
01/26/2016 10:55:00 PM	6.5	52.3
01/26/2016 10:56:00 PM	7.1	55.2
01/26/2016 10:57:00 PM	6.0	50.0
01/26/2016 10:58:00 PM	6.6	52.2
01/26/2016 10:59:00 PM	6.3	50.1
01/26/2016 11:00:00 PM	4.1	38.8
01/26/2016 11:01:00 PM	4.9	43.0
01/26/2016 11:04:00 PM	5.6	48.2
01/26/2016 11:05:00 PM	6.5	50.9
01/26/2016 11:06:00 PM	6.1	50.5
01/26/2016 11:07:00 PM	6.3	51.0
01/26/2016 11:08:00 PM	6.8	51.4
01/26/2016 11:09:00 PM	6.9	51.3
01/26/2016 11:10:00 PM	7.4	55.7
01/26/2016 11:11:00 PM	7.5	53.9
01/26/2016 11:12:00 PM	5.8	47.1
01/26/2016 11:14:00 PM	7.1	54.4
01/26/2016 11:15:00 PM	6.8	52.7
01/26/2016 11:16:00 PM	7.4	55.9
01/26/2016 11:17:00 PM	7.3	54.5
01/26/2016 11:18:00 PM	6.3	50.1
01/26/2016 11:19:00 PM	6.5	51.5
01/26/2016 11:20:00 PM	6.7	53.5



01/26/2016 11:21:00 PM	6.2	52.0
01/26/2016 11:22:00 PM	6.9	52.4
01/26/2016 11:23:00 PM	6.0	50.1
01/26/2016 11:24:00 PM	6.6	52.9
01/26/2016 11:25:00 PM	6.8	54.3
01/26/2016 11:26:00 PM	6.6	53.7
01/26/2016 11:28:00 PM	7.2	55.0
01/26/2016 11:29:00 PM	6.9	53.6
01/26/2016 11:30:00 PM	6.2	52.0
01/26/2016 11:32:00 PM	6.8	52.8
01/26/2016 11:33:00 PM	5.8	49.6
01/26/2016 11:35:00 PM	6.2	51.2
01/26/2016 11:36:00 PM	6.6	52.4
01/26/2016 11:37:00 PM	6.6	51.4
01/26/2016 11:38:00 PM	5.6	48.7
01/26/2016 11:39:00 PM	6.7	52.2
01/26/2016 11:40:00 PM	5.4	48.0
01/26/2016 11:41:00 PM	5.4	44.4
01/26/2016 11:42:00 PM	5.0	44.4
01/26/2016 11:43:00 PM	5.1	44.6
01/26/2016 11:44:00 PM	6.2	50.1
01/26/2016 11:45:00 PM	5.8	47.5
01/26/2016 11:46:00 PM	6.3	52.3
01/26/2016 11:47:00 PM	6.5	49.7
01/26/2016 11:49:00 PM	6.0	49.8
01/26/2016 11:50:00 PM	6.8	54.6
01/26/2016 11:52:00 PM	6.0	49.3
01/26/2016 11:53:00 PM	6.7	53.0
01/26/2016 11:54:00 PM	6.2	49.8
01/26/2016 11:55:00 PM	7.0	55.7
01/26/2016 11:59:00 PM	7.1	53.7
01/27/2016 12:00:00 AM	7.2	56.6
01/27/2016 12:01:00 AM	7.2	53.3
01/27/2016 12:06:00 AM	7.3	52.3
01/27/2016 12:13:00 AM	6.4	48.3
01/27/2016 12:14:00 AM	7.2	52.2
01/27/2016 12:15:00 AM	6.5	47.0
01/27/2016 12:16:00 AM	5.5	44.4
01/27/2016 12:17:00 AM	5.9	47.2
01/27/2016 12:18:00 AM	6.2	48.2
01/27/2016 12:19:00 AM	6.4	49.2
01/27/2016 12:20:00 AM	6.3	48.4
01/27/2016 12:21:00 AM	7.0	50.9
01/27/2016 12:22:00 AM	6.1	47.9
01/27/2016 12:23:00 AM	6.3	48.4
01/27/2016 12:26:00 AM	5.4	46.0
01/27/2016 12:27:00 AM	7.1	51.3
01/27/2016 12:28:00 AM	6.5	47.7
01/27/2016 12:29:00 AM	7.1	51.9
01/27/2016 12:30:00 AM	7.2	49.0
01/27/2016 12:31:00 AM	5.5	44.7
01/27/2016 12:32:00 AM	5.6	42.7
01/27/2016 12:33:00 AM	5.5	43.7
01/27/2016 12:34:00 AM	5.9	43.7
01/27/2016 12:35:00 AM	5.1	41.2

01/27/2016 12:36:00 AM	6.3	46.9
01/27/2016 12:37:00 AM	6.3	45.5
01/27/2016 12:38:00 AM	5.8	42.9
01/27/2016 12:39:00 AM	5.9	42.3
01/27/2016 12:40:00 AM	4.9	39.6
01/27/2016 12:41:00 AM	5.9	43.7
01/27/2016 12:42:00 AM	5.9	44.0
01/27/2016 12:43:00 AM	5.2	42.3
01/27/2016 12:44:00 AM	6.0	44.6
01/27/2016 12:45:00 AM	6.0	43.4
01/27/2016 12:46:00 AM	6.0	43.9
01/27/2016 12:48:00 AM	6.3	46.4
01/27/2016 12:49:00 AM	6.9	48.3
01/27/2016 12:50:00 AM	6.0	44.7
01/27/2016 12:51:00 AM	4.8	40.6
01/27/2016 12:52:00 AM	6.9	51.1
01/27/2016 12:53:00 AM	7.4	49.6
01/27/2016 12:54:00 AM	7.2	49.0
01/27/2016 12:55:00 AM	6.3	46.2
01/27/2016 12:56:00 AM	6.5	48.0
01/27/2016 12:57:00 AM	7.2	49.4
01/27/2016 12:59:00 AM	7.1	47.2
01/27/2016 1:00:00 AM	5.7	42.9
01/27/2016 1:01:00 AM	5.4	43.0
01/27/2016 1:02:00 AM	5.3	41.7
01/27/2016 1:03:00 AM	5.4	39.8
01/27/2016 1:04:00 AM	5.3	42.6
01/27/2016 1:05:00 AM	5.2	40.3
01/27/2016 1:06:00 AM	5.6	43.8
01/27/2016 1:07:00 AM	6.7	46.0
01/27/2016 1:08:00 AM	5.5	42.8
01/27/2016 1:11:00 AM	6.7	47.8
01/27/2016 1:12:00 AM	5.9	43.0
01/27/2016 1:13:00 AM	5.7	45.4
01/27/2016 1:14:00 AM	6.1	44.7
01/27/2016 1:15:00 AM	5.3	43.4
01/27/2016 1:16:00 AM	5.1	41.0
01/27/2016 1:17:00 AM	6.0	45.6
01/27/2016 1:18:00 AM	5.8	42.9
01/27/2016 1:19:00 AM	5.1	41.3
01/27/2016 1:20:00 AM	6.1	46.3
01/27/2016 1:21:00 AM	6.5	47.3
01/27/2016 1:22:00 AM	6.0	44.5
01/27/2016 1:23:00 AM	6.9	48.0
01/27/2016 1:24:00 AM	6.5	48.0
01/27/2016 1:25:00 AM	5.9	44.1
01/27/2016 1:26:00 AM	6.5	47.6
01/27/2016 1:27:00 AM	5.8	42.7
01/27/2016 1:28:00 AM	6.2	44.9
01/27/2016 1:29:00 AM	5.5	42.3
01/27/2016 1:30:00 AM	5.4	43.7
01/27/2016 1:31:00 AM	5.7	42.7
01/27/2016 1:32:00 AM	4.3	35.9
01/27/2016 1:33:00 AM	5.2	38.5
01/27/2016 1:34:00 AM	4.9	39.9

01/27/2016 1:35:00 AM	4.8	38.7
01/27/2016 1:36:00 AM	4.7	38.9
01/27/2016 1:37:00 AM	4.4	39.7
01/27/2016 1:38:00 AM	5.6	42.3
01/27/2016 1:39:00 AM	4.6	37.9
01/27/2016 1:40:00 AM	4.5	38.3
01/27/2016 1:41:00 AM	4.3	36.6
01/27/2016 1:42:00 AM	5.2	42.5
01/27/2016 1:43:00 AM	4.9	38.5
01/27/2016 1:44:00 AM	4.4	37.0
01/27/2016 1:45:00 AM	5.4	42.9
01/27/2016 1:46:00 AM	4.9	37.9
01/27/2016 1:47:00 AM	4.3	36.2
01/27/2016 1:48:00 AM	4.3	36.5
01/27/2016 1:49:00 AM	5.6	41.9
01/27/2016 1:50:00 AM	5.4	40.8
01/27/2016 1:51:00 AM	5.0	39.7
01/27/2016 1:52:00 AM	4.6	36.8
01/27/2016 1:53:00 AM	3.9	35.0
01/27/2016 1:54:00 AM	3.8	36.3
01/27/2016 1:55:00 AM	3.8	36.9
01/27/2016 1:56:00 AM	4.1	37.3
01/27/2016 1:57:00 AM	3.9	34.5
01/27/2016 2:04:00 AM	3.9	34.7
01/27/2016 2:05:00 AM	4.4	36.2
01/27/2016 2:06:00 AM	5.5	42.7
01/27/2016 2:07:00 AM	5.4	41.8
01/27/2016 2:08:00 AM	5.4	41.3
01/27/2016 2:09:00 AM	5.0	38.8
01/27/2016 2:10:00 AM	3.8	35.0
01/27/2016 2:11:00 AM	4.1	37.4
01/27/2016 2:12:00 AM	4.5	37.2
01/27/2016 2:13:00 AM	4.7	40.5
01/27/2016 2:14:00 AM	6.3	48.1
01/27/2016 2:15:00 AM	6.3	47.8
01/27/2016 2:16:00 AM	6.7	48.1
01/27/2016 2:17:00 AM	6.2	50.0
01/27/2016 2:18:00 AM	6.6	50.8
01/27/2016 2:19:00 AM	5.7	44.3
01/27/2016 2:20:00 AM	5.5	44.9
01/27/2016 2:21:00 AM	5.6	44.4
01/27/2016 2:22:00 AM	5.4	41.2
01/27/2016 2:23:00 AM	5.5	43.0
01/27/2016 2:24:00 AM	6.2	46.3
01/27/2016 2:25:00 AM	6.1	46.6
01/27/2016 2:26:00 AM	7.2	50.9
01/27/2016 2:27:00 AM	6.5	45.1
01/27/2016 2:28:00 AM	5.4	42.6
01/27/2016 2:29:00 AM	5.3	41.9
01/27/2016 2:30:00 AM	5.5	42.5
01/27/2016 2:31:00 AM	6.9	50.5
01/27/2016 2:32:00 AM	5.5	44.0
01/27/2016 2:33:00 AM	5.7	45.2
01/27/2016 2:34:00 AM	6.7	47.8
01/27/2016 2:35:00 AM	6.1	47.2

01/27/2016 2:36:00 AM	6.1	46.8
01/27/2016 2:37:00 AM	5.9	44.5
01/27/2016 2:38:00 AM	6.3	46.7
01/27/2016 2:39:00 AM	6.8	48.7
01/27/2016 2:40:00 AM	6.6	48.5
01/27/2016 2:41:00 AM	6.6	48.7
01/27/2016 2:42:00 AM	6.1	46.8
01/27/2016 2:43:00 AM	6.8	49.0
01/27/2016 2:44:00 AM	6.8	48.4
01/27/2016 2:45:00 AM	7.0	49.5
01/27/2016 2:46:00 AM	6.4	47.5
01/27/2016 2:47:00 AM	5.6	44.1
01/27/2016 2:48:00 AM	5.4	40.3
01/27/2016 2:49:00 AM	5.8	46.0
01/27/2016 2:50:00 AM	6.1	45.9
01/27/2016 2:51:00 AM	5.1	43.2
01/27/2016 2:52:00 AM	4.9	39.5
01/27/2016 2:53:00 AM	5.9	46.9
01/27/2016 2:54:00 AM	5.7	45.0
01/27/2016 2:55:00 AM	6.1	47.2
01/27/2016 2:56:00 AM	5.7	44.4
01/27/2016 2:57:00 AM	5.9	47.2
01/27/2016 2:58:00 AM	5.5	45.7
01/27/2016 2:59:00 AM	5.9	44.1
01/27/2016 3:00:00 AM	4.7	39.4
01/27/2016 3:01:00 AM	6.0	45.6
01/27/2016 3:02:00 AM	5.2	41.3
01/27/2016 3:03:00 AM	6.0	46.4
01/27/2016 3:04:00 AM	6.1	45.5
01/27/2016 3:05:00 AM	5.0	39.5
01/27/2016 3:06:00 AM	5.8	46.2
01/27/2016 3:07:00 AM	5.3	45.3
01/27/2016 3:08:00 AM	6.5	48.2
01/27/2016 3:09:00 AM	4.7	40.3
01/27/2016 3:10:00 AM	5.1	42.1
01/27/2016 3:11:00 AM	5.5	45.9
01/27/2016 3:12:00 AM	5.8	44.3
01/27/2016 3:13:00 AM	5.2	44.3
01/27/2016 3:14:00 AM	6.0	44.8
01/27/2016 3:15:00 AM	5.0	40.7
01/27/2016 3:16:00 AM	5.3	43.5
01/27/2016 3:17:00 AM	6.2	46.1
01/27/2016 3:19:00 AM	5.0	46.5
01/27/2016 3:21:00 AM	6.1	47.0
01/27/2016 3:22:00 AM	5.8	45.6
01/27/2016 3:23:00 AM	5.6	43.4
01/27/2016 3:24:00 AM	5.2	46.9
01/27/2016 3:25:00 AM	6.7	48.4
01/27/2016 3:26:00 AM	6.5	48.5
01/27/2016 3:27:00 AM	6.1	47.2
01/27/2016 3:28:00 AM	6.5	48.9
01/27/2016 3:29:00 AM	6.1	46.8
01/27/2016 3:30:00 AM	5.8	45.4
01/27/2016 3:31:00 AM	6.1	47.8
01/27/2016 3:32:00 AM	5.5	44.8

01/27/2016 3:33:00 AM	5.0	49.3
01/27/2016 3:34:00 AM	6.2	50.2
01/27/2016 3:35:00 AM	5.6	49.7
01/27/2016 3:36:00 AM	6.0	48.9
01/27/2016 3:37:00 AM	6.5	49.8
01/27/2016 3:38:00 AM	6.4	48.5
01/27/2016 3:39:00 AM	6.7	48.8
01/27/2016 3:40:00 AM	5.7	44.7
01/27/2016 3:41:00 AM	5.7	46.3
01/27/2016 3:42:00 AM	6.1	46.3
01/27/2016 3:43:00 AM	5.8	44.7
01/27/2016 3:44:00 AM	5.5	45.4
01/27/2016 3:45:00 AM	5.8	43.7
01/27/2016 3:46:00 AM	4.7	39.8
01/27/2016 3:47:00 AM	4.4	37.2
01/27/2016 3:48:00 AM	5.4	45.4
01/27/2016 3:49:00 AM	6.0	48.0
01/27/2016 3:50:00 AM	6.3	51.5
01/27/2016 3:51:00 AM	7.0	51.3
01/27/2016 3:52:00 AM	5.6	45.8
01/27/2016 3:53:00 AM	5.9	46.2
01/27/2016 3:54:00 AM	6.1	44.1
01/27/2016 3:55:00 AM	6.9	52.3
01/27/2016 3:56:00 AM	6.9	49.8
01/27/2016 3:57:00 AM	6.5	47.0
01/27/2016 3:58:00 AM	5.5	43.8
01/27/2016 3:59:00 AM	5.7	44.3
01/27/2016 4:00:00 AM	6.7	51.6
01/27/2016 4:01:00 AM	6.6	49.3
01/27/2016 4:02:00 AM	5.8	45.4
01/27/2016 4:03:00 AM	5.7	45.3
01/27/2016 4:04:00 AM	5.4	43.8
01/27/2016 4:05:00 AM	5.0	41.8
01/27/2016 4:06:00 AM	4.8	40.6
01/27/2016 4:07:00 AM	5.2	44.1
01/27/2016 4:08:00 AM	5.4	43.6
01/27/2016 4:09:00 AM	6.1	47.5
01/27/2016 4:10:00 AM	5.5	45.6
01/27/2016 4:11:00 AM	5.7	44.4
01/27/2016 4:12:00 AM	6.2	47.6
01/27/2016 4:13:00 AM	6.2	47.3
01/27/2016 4:14:00 AM	5.2	45.5
01/27/2016 4:15:00 AM	4.9	39.7
01/27/2016 4:16:00 AM	4.7	39.1
01/27/2016 4:17:00 AM	4.6	38.4
01/27/2016 4:18:00 AM	4.4	37.1
01/27/2016 4:19:00 AM	4.5	38.1
01/27/2016 4:20:00 AM	5.1	47.0
01/27/2016 4:21:00 AM	4.6	39.2
01/27/2016 4:22:00 AM	4.9	39.3
01/27/2016 4:23:00 AM	4.9	40.8
01/27/2016 4:24:00 AM	4.4	40.5
01/27/2016 4:25:00 AM	5.4	45.7
01/27/2016 4:26:00 AM	6.3	49.5
01/27/2016 4:27:00 AM	6.1	49.1

01/27/2016 4:28:00 AM	5.4	43.0
01/27/2016 4:29:00 AM	5.4	43.8
01/27/2016 4:30:00 AM	5.3	42.8
01/27/2016 4:31:00 AM	5.7	47.1
01/27/2016 4:32:00 AM	5.1	43.0
01/27/2016 4:33:00 AM	5.7	45.3
01/27/2016 4:34:00 AM	6.0	47.4
01/27/2016 4:35:00 AM	6.6	49.1
01/27/2016 4:36:00 AM	5.8	47.3
01/27/2016 4:37:00 AM	6.5	48.8
01/27/2016 4:38:00 AM	5.9	48.1
01/27/2016 4:39:00 AM	6.2	47.8
01/27/2016 4:40:00 AM	6.0	47.2
01/27/2016 4:41:00 AM	5.3	43.7
01/27/2016 4:42:00 AM	4.7	41.3
01/27/2016 4:43:00 AM	5.3	47.7
01/27/2016 4:44:00 AM	5.9	47.9
01/27/2016 4:45:00 AM	5.5	44.4
01/27/2016 4:47:00 AM	6.4	50.5
01/27/2016 4:48:00 AM	5.8	47.1
01/27/2016 4:49:00 AM	5.1	43.4
01/27/2016 4:50:00 AM	6.0	49.1
01/27/2016 4:51:00 AM	5.7	44.2
01/27/2016 4:52:00 AM	4.9	42.0
01/27/2016 4:53:00 AM	5.4	46.5
01/27/2016 4:54:00 AM	6.2	47.0
01/27/2016 4:55:00 AM	6.4	50.5
01/27/2016 4:56:00 AM	6.2	48.9
01/27/2016 4:57:00 AM	5.0	42.5
01/27/2016 4:58:00 AM	4.5	38.9
01/27/2016 4:59:00 AM	5.5	45.5
01/27/2016 10:01:00 PM	5.1	46.7
01/27/2016 10:04:00 PM	4.1	45.1
01/27/2016 10:05:00 PM	3.7	44.2
01/27/2016 10:07:00 PM	5.5	51.2
01/27/2016 10:08:00 PM	4.0	48.5
01/27/2016 10:11:00 PM	3.6	42.4
01/27/2016 10:13:00 PM	4.1	42.5
01/27/2016 10:15:00 PM	3.5	43.1
01/27/2016 10:17:00 PM	5.5	49.7
01/27/2016 10:40:00 PM	4.8	49.1
01/27/2016 10:52:00 PM	6.7	50.9
01/27/2016 10:55:00 PM	5.3	50.4
01/27/2016 10:56:00 PM	5.4	51.7
01/27/2016 11:00:00 PM	3.8	42.3
01/27/2016 11:13:00 PM	5.4	50.1
01/27/2016 11:14:00 PM	4.3	48.4
01/27/2016 11:17:00 PM	3.6	47.1
01/27/2016 11:19:00 PM	3.7	43.3
01/27/2016 11:20:00 PM	4.5	45.7
01/27/2016 11:22:00 PM	4.1	43.3
01/27/2016 11:24:00 PM	3.8	39.1
01/27/2016 11:26:00 PM	4.6	50.3
01/27/2016 11:28:00 PM	4.4	43.3
01/27/2016 11:29:00 PM	4.2	44.3

01/27/2016 11:32:00 PM	4.1	44.8
01/27/2016 11:33:00 PM	4.2	47.8
01/27/2016 11:35:00 PM	4.9	49.6
01/27/2016 11:38:00 PM	4.8	44.5
01/27/2016 11:39:00 PM	4.6	46.7
01/27/2016 11:40:00 PM	3.8	43.3
01/27/2016 11:43:00 PM	5.0	48.5
01/27/2016 11:45:00 PM	4.5	45.7
01/27/2016 11:46:00 PM	3.7	41.1
01/27/2016 11:47:00 PM	3.7	42.5
01/27/2016 11:49:00 PM	6.5	53.2
01/27/2016 11:53:00 PM	4.9	47.5
01/27/2016 11:59:00 PM	3.9	42.9
01/28/2016 12:03:00 AM	5.6	50.3
01/28/2016 12:04:00 AM	4.7	48.2
01/28/2016 12:05:00 AM	4.6	44.9
01/28/2016 12:07:00 AM	4.0	43.2
01/28/2016 12:09:00 AM	4.4	43.6
01/28/2016 12:10:00 AM	4.2	46.9
01/28/2016 12:16:00 AM	5.7	50.8
01/28/2016 12:17:00 AM	4.2	43.7
01/28/2016 12:18:00 AM	4.1	44.4
01/28/2016 12:19:00 AM	4.3	43.2
01/28/2016 12:21:00 AM	6.1	53.0
01/28/2016 12:25:00 AM	4.2	43.3
01/28/2016 12:26:00 AM	4.5	45.0
01/28/2016 12:30:00 AM	4.4	45.9
01/28/2016 12:31:00 AM	3.8	47.5
01/28/2016 12:35:00 AM	5.0	45.4
01/28/2016 12:36:00 AM	4.3	43.0
01/28/2016 12:40:00 AM	5.0	46.3
01/28/2016 12:42:00 AM	5.1	50.3
01/28/2016 12:45:00 AM	3.8	42.7
01/28/2016 12:46:00 AM	3.9	47.2
01/28/2016 12:52:00 AM	3.8	44.0
01/28/2016 1:06:00 AM	3.9	41.3
01/28/2016 1:13:00 AM	4.7	47.9
01/28/2016 1:18:00 AM	4.3	46.3
01/28/2016 1:19:00 AM	4.5	43.2
01/28/2016 1:27:00 AM	4.2	43.1
01/28/2016 1:30:00 AM	4.3	46.3
01/28/2016 1:32:00 AM	3.9	42.7
01/28/2016 1:33:00 AM	4.1	41.6
01/28/2016 1:37:00 AM	5.1	49.3
01/28/2016 1:38:00 AM	3.7	47.7
01/28/2016 1:40:00 AM	4.8	46.5
01/28/2016 1:41:00 AM	3.9	44.5
01/28/2016 1:44:00 AM	3.7	42.9
01/28/2016 1:48:00 AM	5.0	49.9
01/28/2016 1:49:00 AM	4.7	49.8
01/28/2016 1:50:00 AM	3.6	52.3
01/28/2016 1:53:00 AM	4.6	45.5
01/28/2016 1:54:00 AM	3.6	40.5
01/28/2016 1:55:00 AM	3.8	42.3
01/28/2016 1:59:00 AM	5.0	47.8

01/28/2016 2:00:00 AM	4.4	46.8
01/28/2016 2:06:00 AM	4.8	49.8
01/28/2016 2:08:00 AM	4.4	44.4
01/28/2016 2:09:00 AM	3.7	42.3
01/28/2016 2:10:00 AM	4.6	42.6
01/28/2016 2:13:00 AM	5.3	47.3
01/28/2016 2:14:00 AM	5.2	49.9
01/28/2016 2:15:00 AM	4.7	47.7
01/28/2016 2:17:00 AM	3.6	39.4
01/28/2016 2:21:00 AM	3.9	46.2
01/28/2016 2:22:00 AM	5.4	50.6
01/28/2016 2:23:00 AM	3.9	44.9
01/28/2016 2:24:00 AM	4.0	50.5
01/28/2016 2:25:00 AM	4.1	47.5
01/28/2016 2:26:00 AM	4.9	45.7
01/28/2016 2:29:00 AM	5.3	51.8
01/28/2016 2:30:00 AM	4.2	47.3
01/28/2016 2:36:00 AM	4.7	43.5
01/28/2016 2:37:00 AM	3.9	45.3
01/28/2016 2:40:00 AM	5.6	51.2
01/28/2016 2:41:00 AM	4.0	44.3
01/28/2016 2:42:00 AM	3.9	41.0
01/28/2016 2:46:00 AM	4.1	47.7
01/28/2016 2:47:00 AM	3.5	43.8
01/28/2016 2:48:00 AM	4.5	48.8
01/28/2016 2:50:00 AM	4.2	43.7
01/28/2016 2:51:00 AM	3.7	48.5
01/28/2016 2:52:00 AM	4.4	44.1
01/28/2016 2:56:00 AM	3.8	43.0
01/28/2016 2:57:00 AM	4.8	49.7
01/28/2016 2:58:00 AM	4.1	47.7
01/28/2016 3:00:00 AM	4.4	47.8
01/28/2016 3:02:00 AM	4.1	46.6
01/28/2016 3:06:00 AM	5.2	50.8
01/28/2016 3:10:00 AM	4.2	45.0
01/28/2016 3:13:00 AM	3.9	44.1
01/28/2016 3:14:00 AM	4.1	44.7
01/28/2016 3:19:00 AM	4.4	46.5
01/28/2016 3:20:00 AM	4.3	46.8
01/28/2016 3:21:00 AM	4.1	44.1
01/28/2016 3:22:00 AM	4.2	47.0
01/28/2016 3:23:00 AM	3.9	44.1
01/28/2016 3:26:00 AM	4.1	43.2
01/28/2016 3:27:00 AM	3.7	44.7
01/28/2016 3:28:00 AM	4.3	44.5
01/28/2016 3:30:00 AM	4.6	46.4
01/28/2016 3:32:00 AM	3.6	42.0
01/28/2016 3:34:00 AM	5.0	48.8
01/28/2016 3:36:00 AM	4.6	46.8
01/28/2016 3:37:00 AM	3.8	42.8
01/28/2016 3:38:00 AM	5.5	48.5
01/28/2016 3:41:00 AM	3.7	42.6
01/28/2016 3:42:00 AM	3.8	42.4
01/28/2016 3:43:00 AM	4.0	43.9
01/28/2016 3:45:00 AM	4.0	47.6



01/28/2016 3:47:00 AM	4.6	48.6
01/28/2016 3:52:00 AM	4.2	43.0
01/28/2016 3:55:00 AM	4.1	44.2
01/28/2016 4:01:00 AM	3.6	42.3
01/28/2016 4:03:00 AM	4.2	48.9
01/28/2016 4:04:00 AM	4.0	42.5
01/28/2016 4:08:00 AM	4.5	45.2
01/28/2016 4:09:00 AM	4.7	47.6
01/28/2016 4:12:00 AM	4.5	48.1
01/28/2016 4:13:00 AM	4.1	44.4
01/28/2016 4:14:00 AM	4.8	52.7
01/28/2016 4:16:00 AM	3.7	42.9
01/28/2016 4:18:00 AM	3.9	41.6
01/28/2016 4:19:00 AM	3.6	44.6
01/28/2016 4:23:00 AM	4.3	43.4
01/28/2016 4:25:00 AM	5.5	51.2
01/28/2016 4:28:00 AM	3.9	44.3
01/28/2016 4:31:00 AM	4.7	45.0
01/28/2016 4:32:00 AM	4.7	46.6
01/28/2016 4:34:00 AM	4.0	42.1
01/28/2016 4:36:00 AM	3.9	43.4
01/28/2016 4:37:00 AM	4.5	48.6
01/28/2016 4:40:00 AM	3.6	42.9
01/28/2016 4:41:00 AM	4.3	44.3
01/28/2016 4:45:00 AM	4.5	46.8
01/28/2016 4:49:00 AM	4.2	45.0
01/28/2016 4:54:00 AM	3.9	42.7
01/28/2016 4:56:00 AM	4.9	49.6
01/28/2016 10:02:00 PM	7.4	53.3
01/28/2016 10:07:00 PM	6.8	50.8
01/28/2016 10:09:00 PM	7.2	54.4
01/28/2016 10:11:00 PM	7.3	52.2
01/28/2016 10:13:00 PM	6.8	50.1
01/28/2016 10:14:00 PM	6.8	51.2
01/28/2016 10:26:00 PM	6.9	51.1
01/28/2016 10:27:00 PM	7.0	51.4
01/28/2016 10:29:00 PM	7.1	50.0
01/28/2016 10:32:00 PM	7.3	52.5
01/28/2016 10:59:00 PM	7.5	56.3
01/28/2016 11:12:00 PM	7.4	53.2
01/28/2016 11:39:00 PM	7.2	53.7
01/28/2016 11:43:00 PM	7.3	53.3
01/28/2016 11:45:00 PM	7.1	51.4
01/28/2016 11:52:00 PM	7.0	52.2
01/29/2016 12:07:00 AM	7.1	52.7
01/29/2016 12:08:00 AM	7.4	54.0
01/29/2016 12:25:00 AM	7.1	50.7
01/29/2016 12:29:00 AM	7.4	53.5
01/29/2016 12:30:00 AM	6.5	49.4
01/29/2016 12:31:00 AM	6.5	48.2
01/29/2016 12:32:00 AM	6.5	51.8
01/29/2016 12:35:00 AM	6.4	48.6
01/29/2016 12:36:00 AM	7.1	55.3
01/29/2016 12:37:00 AM	6.8	53.0
01/29/2016 12:39:00 AM	7.2	55.2

01/29/2016 12:40:00 AM	7.1	54.3
01/29/2016 12:41:00 AM	7.4	54.0
01/29/2016 12:47:00 AM	7.3	52.8
01/29/2016 12:48:00 AM	6.7	52.5
01/29/2016 12:50:00 AM	7.4	52.1
01/29/2016 12:52:00 AM	6.7	52.2
01/29/2016 1:00:00 AM	7.2	53.5
01/29/2016 1:01:00 AM	6.6	49.2
01/29/2016 1:02:00 AM	7.3	53.8
01/29/2016 1:03:00 AM	6.2	48.0
01/29/2016 1:04:00 AM	5.8	50.2
01/29/2016 1:05:00 AM	6.8	49.0
01/29/2016 1:06:00 AM	7.4	55.0
01/29/2016 1:08:00 AM	7.3	51.4
01/29/2016 1:09:00 AM	7.2	53.7
01/29/2016 1:10:00 AM	7.4	53.8
01/29/2016 1:17:00 AM	6.4	48.4
01/29/2016 1:18:00 AM	6.3	48.7
01/29/2016 1:21:00 AM	7.5	54.5
01/29/2016 1:22:00 AM	7.0	53.5
01/29/2016 1:23:00 AM	7.3	53.3
01/29/2016 1:24:00 AM	6.2	46.6
01/29/2016 1:26:00 AM	7.1	52.5
01/29/2016 1:27:00 AM	6.6	50.4
01/29/2016 1:30:00 AM	7.4	53.7
01/29/2016 1:33:00 AM	7.2	50.7
01/29/2016 1:34:00 AM	7.2	52.0
01/29/2016 1:40:00 AM	7.2	51.1
01/29/2016 1:45:00 AM	7.4	53.2
01/29/2016 1:46:00 AM	7.2	54.6
01/29/2016 1:48:00 AM	7.0	51.3
01/29/2016 1:49:00 AM	7.0	50.2
01/29/2016 1:58:00 AM	6.6	50.2
01/29/2016 2:11:00 AM	7.4	54.8
01/29/2016 2:13:00 AM	6.9	49.9
01/29/2016 2:14:00 AM	6.0	49.6
01/29/2016 2:35:00 AM	7.0	51.8
01/29/2016 2:40:00 AM	7.4	55.3
01/29/2016 2:46:00 AM	7.4	53.9
01/29/2016 2:57:00 AM	7.5	52.7
01/29/2016 2:59:00 AM	7.3	51.8
01/29/2016 3:01:00 AM	6.5	50.6
01/29/2016 3:02:00 AM	6.4	48.6
01/29/2016 3:03:00 AM	6.1	50.7
01/29/2016 3:10:00 AM	7.2	56.1
01/29/2016 3:23:00 AM	7.3	52.4
01/29/2016 3:35:00 AM	7.1	54.0
01/29/2016 3:36:00 AM	7.0	52.1
01/29/2016 11:14:00 PM	3.6	36.5
01/29/2016 11:18:00 PM	3.7	40.2
01/29/2016 11:20:00 PM	3.5	37.6
01/29/2016 11:21:00 PM	3.9	38.7
01/29/2016 11:22:00 PM	3.6	37.0
01/29/2016 11:25:00 PM	3.7	36.3
01/30/2016 12:37:00 AM	3.7	36.8

01/30/2016 12:47:00 AM	3.7	37.8
01/30/2016 1:10:00 AM	3.8	39.8
01/30/2016 1:11:00 AM	3.5	40.2
01/30/2016 1:21:00 AM	4.1	42.0
01/30/2016 1:25:00 AM	3.8	40.4
01/30/2016 1:29:00 AM	3.8	38.3
01/30/2016 1:31:00 AM	4.1	38.7
01/30/2016 1:34:00 AM	3.7	37.2
01/30/2016 1:35:00 AM	3.5	35.2
01/30/2016 1:36:00 AM	4.2	38.7
01/30/2016 1:37:00 AM	4.3	39.8
01/30/2016 1:38:00 AM	3.9	34.2
01/30/2016 1:41:00 AM	3.6	36.1
01/30/2016 1:42:00 AM	4.1	37.3
01/30/2016 1:43:00 AM	4.6	39.0
01/30/2016 1:44:00 AM	4.3	38.3
01/30/2016 1:45:00 AM	3.9	34.0
01/30/2016 1:47:00 AM	3.5	34.8
01/30/2016 1:51:00 AM	4.2	39.8
01/30/2016 1:52:00 AM	4.1	35.8
01/30/2016 1:53:00 AM	4.3	36.9
01/30/2016 1:54:00 AM	3.8	36.8
01/30/2016 1:55:00 AM	3.9	33.5
01/30/2016 1:58:00 AM	4.1	36.7
01/30/2016 2:00:00 AM	3.8	34.5
01/30/2016 2:01:00 AM	3.8	37.0
01/30/2016 2:02:00 AM	3.7	35.5
01/30/2016 2:03:00 AM	3.8	35.0
01/30/2016 2:11:00 AM	3.5	35.5
01/30/2016 2:25:00 AM	3.7	37.2
01/30/2016 2:26:00 AM	3.8	38.2
01/30/2016 2:27:00 AM	4.0	37.0
01/30/2016 2:28:00 AM	3.7	36.8
01/30/2016 2:29:00 AM	3.6	36.1
01/30/2016 2:30:00 AM	3.9	35.9
01/30/2016 2:31:00 AM	4.2	38.5
01/30/2016 2:32:00 AM	4.2	35.8
01/30/2016 2:33:00 AM	3.6	32.9
01/30/2016 2:35:00 AM	4.3	38.3
01/30/2016 2:36:00 AM	4.2	36.3
01/30/2016 2:37:00 AM	3.5	34.9
01/30/2016 2:38:00 AM	4.4	36.8
01/30/2016 2:39:00 AM	4.1	35.8
01/30/2016 2:40:00 AM	3.7	35.0
01/30/2016 2:41:00 AM	3.7	36.5
01/30/2016 2:42:00 AM	4.0	36.6
01/30/2016 2:43:00 AM	4.1	36.8
01/30/2016 2:45:00 AM	4.0	36.7
01/30/2016 2:46:00 AM	4.4	37.5
01/30/2016 2:48:00 AM	3.5	35.5
01/30/2016 2:49:00 AM	4.1	37.3
01/30/2016 2:50:00 AM	4.1	37.3
01/30/2016 2:51:00 AM	4.0	35.6
01/30/2016 2:52:00 AM	3.9	36.5
01/30/2016 2:53:00 AM	4.1	37.3

01/30/2016 2:55:00 AM	4.5	37.5
01/30/2016 2:56:00 AM	3.6	33.6
01/30/2016 2:58:00 AM	4.3	37.0
01/30/2016 2:59:00 AM	3.7	33.3
01/30/2016 3:03:00 AM	3.7	34.6
01/30/2016 3:06:00 AM	3.6	32.9
01/30/2016 3:08:00 AM	3.6	33.7
01/30/2016 3:09:00 AM	3.7	34.6
01/30/2016 3:11:00 AM	3.7	34.2
01/30/2016 3:12:00 AM	3.7	35.3
01/30/2016 3:13:00 AM	3.6	32.4
01/30/2016 3:15:00 AM	4.0	36.2
01/30/2016 3:16:00 AM	4.3	37.5
01/30/2016 3:17:00 AM	3.6	33.6
01/30/2016 3:19:00 AM	4.2	39.9
01/30/2016 3:20:00 AM	3.9	34.4
01/30/2016 3:21:00 AM	5.3	44.3
01/30/2016 3:22:00 AM	5.0	38.8
01/30/2016 3:23:00 AM	4.5	38.2
01/30/2016 3:24:00 AM	5.2	42.7
01/30/2016 3:25:00 AM	4.8	42.4
01/30/2016 3:26:00 AM	3.9	41.5
01/30/2016 3:27:00 AM	5.3	44.8
01/30/2016 3:28:00 AM	4.7	40.8
01/30/2016 3:29:00 AM	5.0	40.9
01/30/2016 3:30:00 AM	3.7	40.8
01/30/2016 3:31:00 AM	5.1	43.3
01/30/2016 3:32:00 AM	4.6	41.6
01/30/2016 3:33:00 AM	4.1	37.8
01/30/2016 3:34:00 AM	3.7	38.4
01/30/2016 3:35:00 AM	4.0	37.6
01/30/2016 3:36:00 AM	3.9	33.7
01/30/2016 3:37:00 AM	3.6	35.2
01/30/2016 3:38:00 AM	4.2	40.0
01/30/2016 3:39:00 AM	4.1	39.8
01/30/2016 3:40:00 AM	4.5	41.6
01/30/2016 3:41:00 AM	3.8	33.2
01/30/2016 3:42:00 AM	4.4	36.8
01/30/2016 3:43:00 AM	3.9	36.6
01/30/2016 3:44:00 AM	4.1	39.5
01/30/2016 3:45:00 AM	4.2	38.8
01/30/2016 3:46:00 AM	4.4	37.0
01/30/2016 3:47:00 AM	4.1	35.3
01/30/2016 3:48:00 AM	4.3	37.8
01/30/2016 3:50:00 AM	3.8	37.3
01/30/2016 3:51:00 AM	4.6	38.5
01/30/2016 3:52:00 AM	4.6	37.3
01/30/2016 3:53:00 AM	4.5	40.4
01/30/2016 3:54:00 AM	4.4	37.8
01/30/2016 3:55:00 AM	3.9	34.3
01/30/2016 3:56:00 AM	4.1	34.1
01/30/2016 3:57:00 AM	4.1	34.8
01/30/2016 3:58:00 AM	4.0	36.9
01/30/2016 3:59:00 AM	4.6	38.7
01/30/2016 4:00:00 AM	4.6	38.2

01/30/2016 4:01:00 AM	4.2	38.0
01/30/2016 4:02:00 AM	3.8	35.8
01/30/2016 4:03:00 AM	4.3	36.5
01/30/2016 4:04:00 AM	4.2	35.1
01/30/2016 4:05:00 AM	4.3	36.2
01/30/2016 4:06:00 AM	4.0	36.9
01/30/2016 4:07:00 AM	3.9	35.1
01/30/2016 4:08:00 AM	3.6	34.8
01/30/2016 4:09:00 AM	3.7	33.3
01/30/2016 4:11:00 AM	4.0	37.1
01/30/2016 4:12:00 AM	4.7	38.5
01/30/2016 4:13:00 AM	4.0	35.7
01/30/2016 4:14:00 AM	4.2	36.9
01/30/2016 4:15:00 AM	4.4	39.0
01/30/2016 4:16:00 AM	4.4	36.3
01/30/2016 4:17:00 AM	4.5	37.3
01/30/2016 4:18:00 AM	3.6	34.9
01/30/2016 4:19:00 AM	4.3	37.4
01/30/2016 4:20:00 AM	4.1	39.6
01/30/2016 4:21:00 AM	4.2	40.9
01/30/2016 4:22:00 AM	5.2	43.6
01/30/2016 4:23:00 AM	4.9	40.5
01/30/2016 4:24:00 AM	4.0	42.2
01/30/2016 4:25:00 AM	5.2	37.9
01/30/2016 4:26:00 AM	4.6	39.8
01/30/2016 4:27:00 AM	5.4	43.3
01/30/2016 4:28:00 AM	5.2	43.8
01/30/2016 4:29:00 AM	5.6	45.8
01/30/2016 4:30:00 AM	5.3	44.2
01/30/2016 4:31:00 AM	5.8	47.2
01/30/2016 4:32:00 AM	5.7	47.8
01/30/2016 4:33:00 AM	6.0	44.0
01/30/2016 4:34:00 AM	5.6	44.9
01/30/2016 4:35:00 AM	5.2	42.6
01/30/2016 4:36:00 AM	5.1	44.8
01/30/2016 4:37:00 AM	5.7	47.3
01/30/2016 4:38:00 AM	4.2	38.8
01/30/2016 4:39:00 AM	5.5	44.8
01/30/2016 4:40:00 AM	5.1	44.2
01/30/2016 4:41:00 AM	5.5	45.6
01/30/2016 4:42:00 AM	5.2	43.0
01/30/2016 4:43:00 AM	5.9	44.3
01/30/2016 4:44:00 AM	5.9	42.9
01/30/2016 4:45:00 AM	5.2	43.0
01/30/2016 4:46:00 AM	5.7	48.7
01/30/2016 4:48:00 AM	5.8	46.0
01/30/2016 4:49:00 AM	5.0	46.5
01/30/2016 4:50:00 AM	6.4	46.6
01/30/2016 4:51:00 AM	5.8	45.7
01/30/2016 4:52:00 AM	5.7	45.6
01/30/2016 4:53:00 AM	5.5	46.4
01/30/2016 4:54:00 AM	5.6	46.0
01/30/2016 4:56:00 AM	6.1	45.8
01/30/2016 4:57:00 AM	5.7	43.5
01/30/2016 4:58:00 AM	5.8	45.5

01/30/2016 4:59:00 AM	5.6	42.7
01/31/2016 11:25:00 PM	7.5	55.1
01/31/2016 11:32:00 PM	7.3	54.1
01/31/2016 11:35:00 PM	7.1	51.0
01/31/2016 11:36:00 PM	7.0	52.8
01/31/2016 11:37:00 PM	6.7	52.2
01/31/2016 11:38:00 PM	7.0	51.1
01/31/2016 11:39:00 PM	7.3	51.6
01/31/2016 11:40:00 PM	7.0	48.3
01/31/2016 11:42:00 PM	7.3	53.4
01/31/2016 11:43:00 PM	7.3	47.7
01/31/2016 11:44:00 PM	6.7	52.6
01/31/2016 11:45:00 PM	7.4	56.1
01/31/2016 11:47:00 PM	6.8	53.5
01/31/2016 11:48:00 PM	7.2	49.3
01/31/2016 11:49:00 PM	6.4	50.5
01/31/2016 11:50:00 PM	6.0	44.9
01/31/2016 11:51:00 PM	6.6	53.4
01/31/2016 11:53:00 PM	6.7	52.1
01/31/2016 11:54:00 PM	5.8	43.7
01/31/2016 11:55:00 PM	5.5	45.2
01/31/2016 11:56:00 PM	5.8	50.3
01/31/2016 11:57:00 PM	7.1	51.3
01/31/2016 11:58:00 PM	6.9	51.5
01/31/2016 11:59:00 PM	5.5	45.3
02/01/2016 12:00:00 AM	7.2	54.5
02/01/2016 12:01:00 AM	7.0	48.6
02/01/2016 12:02:00 AM	6.2	50.9
02/01/2016 12:05:00 AM	6.8	46.9
02/01/2016 12:06:00 AM	5.0	46.9
02/01/2016 12:07:00 AM	6.0	48.1
02/01/2016 12:08:00 AM	7.0	50.5
02/01/2016 12:09:00 AM	6.9	50.7
02/01/2016 12:10:00 AM	6.0	45.2
02/01/2016 12:11:00 AM	6.6	53.2
02/01/2016 12:12:00 AM	7.2	52.0
02/01/2016 12:14:00 AM	6.7	51.3
02/01/2016 12:15:00 AM	6.7	50.8
02/01/2016 12:17:00 AM	6.8	50.3
02/01/2016 12:18:00 AM	6.5	47.0
02/01/2016 12:19:00 AM	6.7	50.2
02/01/2016 12:20:00 AM	6.7	50.6
02/01/2016 12:22:00 AM	7.1	49.0
02/01/2016 12:23:00 AM	6.9	51.8
02/01/2016 12:24:00 AM	7.5	53.8
02/01/2016 12:25:00 AM	7.4	53.6
02/01/2016 12:26:00 AM	7.2	49.1
02/01/2016 12:27:00 AM	7.2	51.5
02/01/2016 12:28:00 AM	6.9	47.5
02/01/2016 12:29:00 AM	6.3	50.1
02/01/2016 12:30:00 AM	7.2	51.1
02/01/2016 12:31:00 AM	6.5	50.8
02/01/2016 12:32:00 AM	6.7	46.9
02/01/2016 12:33:00 AM	6.2	50.6
02/01/2016 12:34:00 AM	7.3	49.5

02/01/2016 12:35:00 AM	6.4	47.2
02/01/2016 12:36:00 AM	5.9	48.9
02/01/2016 12:37:00 AM	6.7	48.7
02/01/2016 12:38:00 AM	6.6	50.7
02/01/2016 12:41:00 AM	5.6	45.9
02/01/2016 12:42:00 AM	7.1	51.3
02/01/2016 12:43:00 AM	6.5	48.7
02/01/2016 12:44:00 AM	6.5	50.7
02/01/2016 12:46:00 AM	7.5	50.7
02/01/2016 12:47:00 AM	6.0	50.8
02/01/2016 12:48:00 AM	7.5	53.9
02/01/2016 12:49:00 AM	7.4	53.3
02/01/2016 12:50:00 AM	7.0	52.2
02/01/2016 12:54:00 AM	7.2	50.9
02/01/2016 12:55:00 AM	6.6	49.3
02/01/2016 12:56:00 AM	6.5	51.7
02/01/2016 12:57:00 AM	7.3	52.4
02/01/2016 12:59:00 AM	7.3	52.7
02/01/2016 1:00:00 AM	6.0	45.5
02/01/2016 1:01:00 AM	6.3	49.0
02/01/2016 1:02:00 AM	6.2	47.2
02/01/2016 1:03:00 AM	5.9	46.0
02/01/2016 1:04:00 AM	5.8	46.2
02/01/2016 1:05:00 AM	5.9	47.0
02/01/2016 1:06:00 AM	6.1	45.8
02/01/2016 1:07:00 AM	7.1	54.3
02/01/2016 1:09:00 AM	6.9	49.8
02/01/2016 1:10:00 AM	5.9	48.2
02/01/2016 1:11:00 AM	6.3	44.9
02/01/2016 3:33:00 AM	5.5	46.0
02/01/2016 3:34:00 AM	6.1	48.1
02/01/2016 3:35:00 AM	5.5	45.4
02/01/2016 3:36:00 AM	7.2	52.5
02/01/2016 3:39:00 AM	7.0	49.9
02/01/2016 3:40:00 AM	6.7	49.4
02/01/2016 3:41:00 AM	6.3	49.2
02/01/2016 3:42:00 AM	6.4	47.7
02/01/2016 3:43:00 AM	6.5	51.8
02/01/2016 3:44:00 AM	5.6	47.0
02/01/2016 3:45:00 AM	5.9	47.0
02/01/2016 3:46:00 AM	5.4	44.6
02/01/2016 3:47:00 AM	5.9	48.7
02/01/2016 3:48:00 AM	6.0	50.2
02/01/2016 3:49:00 AM	6.3	47.1
02/01/2016 3:50:00 AM	5.7	47.6
02/01/2016 3:51:00 AM	6.3	51.4
02/01/2016 3:52:00 AM	7.4	53.1
02/01/2016 3:54:00 AM	7.5	53.4
02/01/2016 3:55:00 AM	6.8	51.2
02/01/2016 3:56:00 AM	7.1	50.5
02/01/2016 3:57:00 AM	5.8	49.7
02/01/2016 3:59:00 AM	7.0	52.9
02/01/2016 4:00:00 AM	7.1	51.7
02/01/2016 4:01:00 AM	6.6	50.4
02/01/2016 4:02:00 AM	6.8	52.3

02/01/2016 4:03:00 AM	6.9	49.2
02/01/2016 4:04:00 AM	7.0	53.2
02/01/2016 4:05:00 AM	6.6	49.1
02/01/2016 4:06:00 AM	5.4	46.5
02/01/2016 4:07:00 AM	6.1	48.7
02/01/2016 4:08:00 AM	7.0	51.2
02/01/2016 4:09:00 AM	5.8	47.4
02/01/2016 4:10:00 AM	4.9	42.9
02/01/2016 4:11:00 AM	5.4	45.4
02/01/2016 4:12:00 AM	6.2	49.4
02/01/2016 4:13:00 AM	6.3	49.8
02/01/2016 4:15:00 AM	5.8	45.2
02/01/2016 4:16:00 AM	5.7	46.7
02/01/2016 4:17:00 AM	5.7	45.6
02/01/2016 4:18:00 AM	6.0	47.6
02/01/2016 4:19:00 AM	5.5	45.4
02/01/2016 4:21:00 AM	5.6	48.3
02/01/2016 4:22:00 AM	5.5	44.7
02/01/2016 4:23:00 AM	6.1	47.2
02/01/2016 4:24:00 AM	5.5	43.2
02/01/2016 4:25:00 AM	5.4	43.9
02/01/2016 4:26:00 AM	5.2	43.5
02/01/2016 4:27:00 AM	5.2	45.5
02/01/2016 4:28:00 AM	5.9	46.0
02/01/2016 4:29:00 AM	5.3	43.2
02/01/2016 4:30:00 AM	5.8	47.1
02/01/2016 4:31:00 AM	5.6	43.8
02/01/2016 4:32:00 AM	5.5	45.0
02/01/2016 4:33:00 AM	4.9	40.9
02/01/2016 4:34:00 AM	4.9	41.2
02/01/2016 4:35:00 AM	5.0	43.0
02/01/2016 4:36:00 AM	5.5	44.5
02/01/2016 4:37:00 AM	5.5	46.3
02/01/2016 4:38:00 AM	5.1	41.7
02/01/2016 4:39:00 AM	5.6	47.2
02/01/2016 4:40:00 AM	5.2	44.5
02/01/2016 4:41:00 AM	5.7	45.8
02/01/2016 4:42:00 AM	5.8	45.1
02/01/2016 4:43:00 AM	4.6	40.7
02/01/2016 4:44:00 AM	4.1	38.5
02/01/2016 4:45:00 AM	4.5	39.3
02/01/2016 4:46:00 AM	4.6	40.4
02/01/2016 4:47:00 AM	3.8	38.4
02/01/2016 4:48:00 AM	5.6	45.5
02/01/2016 4:49:00 AM	4.8	42.3
02/01/2016 4:50:00 AM	4.9	40.8
02/01/2016 4:51:00 AM	4.5	39.9
02/01/2016 4:52:00 AM	4.6	39.5
02/01/2016 4:53:00 AM	5.0	42.2
02/01/2016 4:54:00 AM	4.9	41.2
02/01/2016 4:55:00 AM	5.3	43.8
02/01/2016 4:56:00 AM	4.6	39.6
02/01/2016 4:57:00 AM	4.3	39.2
02/01/2016 4:58:00 AM	5.4	43.3
02/01/2016 4:59:00 AM	5.2	41.9



02/02/2016 11:39:00 PM	6.5	51.6
02/02/2016 11:49:00 PM	5.7	51.0
02/03/2016 12:48:00 AM	6.5	52.4
02/03/2016 12:52:00 AM	6.8	53.0
02/03/2016 1:22:00 AM	6.5	51.1
02/03/2016 1:27:00 AM	6.1	51.6
02/03/2016 1:44:00 AM	7.4	52.5
02/03/2016 1:49:00 AM	7.2	54.3
02/03/2016 2:05:00 AM	6.9	50.4
02/03/2016 2:06:00 AM	6.8	49.3
02/03/2016 2:32:00 AM	6.6	51.7
02/03/2016 2:47:00 AM	7.3	52.1
02/03/2016 2:53:00 AM	7.2	54.8
02/03/2016 2:54:00 AM	6.8	52.0
02/03/2016 2:56:00 AM	7.3	53.6
02/03/2016 3:03:00 AM	6.6	53.3
02/03/2016 3:05:00 AM	6.4	49.6
02/03/2016 3:11:00 AM	6.9	53.4
02/03/2016 3:22:00 AM	7.2	52.7
02/03/2016 3:27:00 AM	7.1	51.5
02/03/2016 3:30:00 AM	7.3	53.1
02/03/2016 3:33:00 AM	7.4	53.2
02/03/2016 3:36:00 AM	6.6	53.4
02/03/2016 3:41:00 AM	6.7	51.7
02/03/2016 3:46:00 AM	6.8	52.2
02/03/2016 3:47:00 AM	6.7	49.5
02/03/2016 3:50:00 AM	6.4	48.4
02/03/2016 3:56:00 AM	7.1	52.7
02/03/2016 3:57:00 AM	5.7	44.1
02/03/2016 4:00:00 AM	6.1	51.1
02/03/2016 4:01:00 AM	7.2	52.6
02/03/2016 4:02:00 AM	7.0	50.3
02/03/2016 4:04:00 AM	6.9	52.3
02/03/2016 4:05:00 AM	7.3	52.0
02/03/2016 4:07:00 AM	5.4	44.8
02/03/2016 4:10:00 AM	6.8	47.8
02/03/2016 4:13:00 AM	6.8	53.8
02/03/2016 4:15:00 AM	7.1	53.2
02/03/2016 4:16:00 AM	6.7	52.9
02/03/2016 4:17:00 AM	7.0	52.2
02/03/2016 4:19:00 AM	7.2	50.0
02/03/2016 4:38:00 AM	6.6	54.0

**Table 3 - Valid Total 1-minute Sound Data - Monitor C**

Goshen Wind Farm Fall Audit, 1500886

Day and Time of Measurement <sup>[1]</sup>	Average Wind Speed	Measured Leq
	(1 Minute Average)	(dBA)
10/08/2015 10:00:00 PM	5.2	47.4
10/08/2015 10:01:00 PM	6.4	49.8
10/08/2015 10:04:00 PM	6.7	51.8
10/08/2015 10:05:00 PM	6.0	50.3
10/08/2015 10:06:00 PM	6.0	48.5
10/08/2015 10:07:00 PM	6.7	53.9
10/08/2015 10:08:00 PM	6.7	50.1
10/08/2015 10:09:00 PM	6.4	53.3
10/08/2015 10:10:00 PM	5.3	44.9
10/08/2015 10:11:00 PM	4.3	40.9
10/08/2015 10:13:00 PM	5.7	49.3
10/08/2015 10:14:00 PM	5.6	48.9
10/08/2015 10:15:00 PM	6.6	52.2
10/08/2015 10:16:00 PM	6.3	49.3
10/08/2015 10:17:00 PM	5.7	46.5
10/08/2015 10:18:00 PM	5.9	49.1
10/08/2015 10:19:00 PM	5.5	45.9
10/08/2015 10:20:00 PM	5.3	52.4
10/08/2015 10:21:00 PM	5.9	48.1
10/08/2015 10:23:00 PM	5.5	48.7
10/08/2015 10:24:00 PM	5.0	52.5
10/08/2015 10:25:00 PM	5.0	42.8
10/08/2015 10:26:00 PM	4.6	53.0
10/08/2015 10:27:00 PM	4.4	42.2
10/08/2015 10:28:00 PM	3.8	40.6
10/08/2015 10:30:00 PM	3.8	39.0
10/08/2015 10:35:00 PM	3.7	40.4
10/08/2015 10:36:00 PM	4.3	41.2
10/08/2015 10:37:00 PM	3.9	40.9
10/08/2015 10:38:00 PM	4.7	51.4
10/09/2015 3:48:00 AM	3.9	38.4
10/09/2015 4:05:00 AM	3.5	37.7
10/09/2015 4:06:00 AM	3.7	38.3
10/09/2015 4:09:00 AM	3.6	38.7
10/09/2015 4:10:00 AM	3.8	39.1
10/09/2015 4:12:00 AM	3.9	39.2
10/09/2015 4:13:00 AM	4.0	39.6
10/09/2015 4:14:00 AM	4.3	39.0
10/09/2015 4:15:00 AM	4.5	40.2
10/09/2015 4:16:00 AM	4.1	39.1
10/09/2015 4:17:00 AM	4.9	41.7
10/09/2015 4:18:00 AM	4.2	40.3
10/09/2015 4:19:00 AM	4.8	42.3
10/09/2015 4:20:00 AM	4.0	39.0
10/09/2015 4:22:00 AM	3.9	39.0
10/09/2015 4:23:00 AM	3.8	39.4
10/09/2015 4:24:00 AM	4.2	38.9
10/09/2015 4:25:00 AM	4.4	40.8
10/09/2015 4:26:00 AM	4.9	41.0

10/09/2015 4:27:00 AM	3.8	39.8
10/09/2015 4:28:00 AM	4.6	40.5
10/09/2015 4:29:00 AM	4.1	39.2
10/09/2015 4:30:00 AM	4.5	40.2
10/09/2015 4:31:00 AM	4.5	40.4
10/09/2015 4:32:00 AM	4.5	40.0
10/09/2015 4:33:00 AM	4.7	41.1
10/09/2015 4:34:00 AM	5.0	41.8
10/09/2015 4:35:00 AM	4.6	41.0
10/09/2015 4:36:00 AM	4.2	39.7
10/09/2015 4:37:00 AM	4.2	39.3
10/09/2015 4:45:00 AM	3.6	39.6
10/09/2015 4:46:00 AM	4.0	39.8
10/09/2015 4:47:00 AM	4.4	40.7
10/09/2015 4:48:00 AM	4.5	41.1
10/09/2015 4:49:00 AM	4.0	40.5
10/09/2015 4:50:00 AM	4.4	41.4
10/09/2015 4:51:00 AM	4.1	40.0
10/09/2015 4:54:00 AM	4.6	41.6
10/09/2015 4:55:00 AM	5.2	45.1
10/09/2015 4:56:00 AM	4.1	40.1
10/09/2015 4:57:00 AM	4.6	41.2
10/09/2015 4:58:00 AM	4.2	42.2
10/09/2015 4:59:00 AM	3.6	40.9
10/10/2015 10:13:00 PM	3.6	36.7
10/10/2015 10:16:00 PM	3.8	41.7
10/10/2015 10:20:00 PM	3.6	36.5
10/10/2015 10:21:00 PM	3.6	38.5
10/10/2015 10:24:00 PM	3.8	37.3
10/10/2015 10:25:00 PM	3.8	36.9
10/10/2015 10:26:00 PM	3.8	37.3
10/10/2015 10:27:00 PM	4.0	37.5
10/10/2015 10:28:00 PM	3.6	37.3
10/10/2015 10:30:00 PM	3.9	37.0
10/10/2015 10:34:00 PM	3.6	37.4
10/10/2015 10:35:00 PM	3.6	38.0
10/10/2015 10:38:00 PM	4.0	39.5
10/10/2015 10:39:00 PM	4.2	40.4
10/10/2015 10:41:00 PM	3.9	37.4
10/10/2015 10:45:00 PM	3.8	37.0
10/10/2015 10:46:00 PM	3.9	40.2
10/10/2015 10:48:00 PM	4.2	37.8
10/10/2015 10:49:00 PM	4.4	38.9
10/10/2015 10:51:00 PM	4.4	42.2
10/10/2015 10:53:00 PM	4.7	43.3
10/10/2015 10:55:00 PM	4.6	39.9
10/10/2015 10:56:00 PM	4.4	49.8
10/10/2015 10:58:00 PM	4.0	37.9
10/10/2015 10:59:00 PM	3.8	38.1
10/10/2015 11:00:00 PM	3.8	37.7
10/10/2015 11:01:00 PM	4.3	39.1
10/10/2015 11:04:00 PM	3.6	38.3
10/10/2015 11:06:00 PM	3.6	36.8
10/10/2015 11:07:00 PM	3.7	37.1
10/10/2015 11:08:00 PM	3.9	37.0

10/10/2015 11:53:00 PM	3.5	37.3
10/10/2015 11:55:00 PM	3.8	36.9
10/10/2015 11:56:00 PM	3.9	39.8
10/10/2015 11:59:00 PM	3.8	37.8
10/11/2015 12:01:00 AM	3.6	43.1
10/11/2015 12:05:00 AM	3.6	37.1
10/11/2015 12:06:00 AM	3.9	37.2
10/11/2015 12:07:00 AM	3.6	36.6
10/11/2015 12:09:00 AM	3.6	37.2
10/11/2015 12:12:00 AM	3.9	44.9
10/11/2015 12:13:00 AM	3.5	39.8
10/11/2015 12:14:00 AM	4.1	39.1
10/11/2015 12:15:00 AM	3.9	37.8
10/11/2015 12:16:00 AM	3.8	37.6
10/11/2015 12:19:00 AM	3.8	37.0
10/11/2015 12:20:00 AM	3.6	37.5
10/11/2015 12:21:00 AM	3.5	37.8
10/11/2015 12:23:00 AM	3.7	37.9
10/11/2015 12:25:00 AM	3.8	37.9
10/11/2015 12:26:00 AM	4.0	39.7
10/11/2015 12:27:00 AM	4.3	41.2
10/11/2015 12:30:00 AM	3.7	38.5
10/11/2015 12:31:00 AM	3.7	37.7
10/11/2015 12:32:00 AM	4.0	38.6
10/11/2015 12:33:00 AM	3.6	38.7
10/11/2015 12:36:00 AM	3.6	37.2
10/11/2015 12:38:00 AM	3.5	41.2
10/11/2015 12:51:00 AM	3.6	36.1
10/11/2015 1:03:00 AM	3.7	36.9
10/11/2015 1:05:00 AM	3.7	45.4
10/11/2015 1:07:00 AM	3.7	36.7
10/11/2015 1:08:00 AM	3.8	36.8
10/11/2015 1:09:00 AM	3.6	36.6
10/11/2015 1:10:00 AM	3.5	36.7
10/11/2015 1:11:00 AM	3.5	36.5
10/11/2015 1:16:00 AM	3.6	37.3
10/11/2015 1:17:00 AM	3.6	37.3
10/11/2015 1:18:00 AM	3.9	38.7
10/11/2015 1:19:00 AM	4.1	38.3
10/11/2015 1:20:00 AM	3.8	38.1
10/11/2015 1:21:00 AM	3.7	37.5
10/11/2015 1:22:00 AM	3.8	39.3
10/11/2015 1:23:00 AM	4.4	39.9
10/11/2015 1:25:00 AM	4.1	37.9
10/11/2015 1:26:00 AM	4.0	38.9
10/11/2015 1:27:00 AM	3.8	38.2
10/11/2015 1:29:00 AM	3.8	38.1
10/11/2015 1:30:00 AM	4.2	38.0
10/11/2015 1:31:00 AM	3.5	37.3
10/11/2015 1:32:00 AM	3.8	38.8
10/11/2015 1:37:00 AM	3.5	46.8
10/11/2015 1:38:00 AM	3.9	37.6
10/11/2015 1:41:00 AM	4.0	37.8
10/11/2015 1:42:00 AM	3.6	38.1
10/11/2015 1:43:00 AM	4.1	38.7

10/11/2015 1:44:00 AM	3.9	37.6
10/11/2015 1:45:00 AM	3.7	37.2
10/11/2015 1:46:00 AM	3.7	37.7
10/11/2015 1:47:00 AM	4.0	38.8
10/11/2015 1:48:00 AM	3.9	38.8
10/11/2015 1:49:00 AM	4.0	38.4
10/11/2015 1:50:00 AM	4.2	38.5
10/11/2015 1:51:00 AM	4.2	39.2
10/11/2015 1:52:00 AM	4.0	37.6
10/11/2015 1:54:00 AM	4.0	40.3
10/11/2015 1:56:00 AM	4.3	39.8
10/11/2015 1:57:00 AM	4.2	38.0
10/11/2015 1:58:00 AM	3.5	38.4
10/11/2015 1:59:00 AM	3.8	38.2
10/11/2015 2:00:00 AM	3.7	38.0
10/11/2015 2:02:00 AM	3.5	37.5
10/11/2015 2:03:00 AM	3.6	37.8
10/11/2015 2:05:00 AM	3.6	38.1
10/11/2015 2:08:00 AM	3.8	38.4
10/11/2015 2:18:00 AM	3.6	38.4
10/11/2015 2:28:00 AM	3.7	37.0
10/11/2015 2:31:00 AM	3.6	37.8
10/11/2015 2:34:00 AM	3.7	38.2
10/11/2015 2:35:00 AM	3.8	38.5
10/11/2015 2:38:00 AM	4.0	48.1
10/11/2015 2:40:00 AM	3.8	37.7
10/11/2015 2:41:00 AM	4.3	39.7
10/11/2015 2:42:00 AM	4.4	41.4
10/11/2015 2:43:00 AM	4.2	39.2
10/11/2015 2:44:00 AM	4.5	39.6
10/11/2015 2:45:00 AM	4.2	38.8
10/11/2015 2:46:00 AM	4.1	39.3
10/11/2015 2:47:00 AM	4.4	39.3
10/11/2015 2:48:00 AM	4.2	38.8
10/11/2015 2:49:00 AM	4.1	40.3
10/11/2015 2:50:00 AM	4.2	39.5
10/11/2015 2:51:00 AM	4.6	41.6
10/11/2015 2:52:00 AM	4.7	39.8
10/11/2015 2:54:00 AM	4.8	41.0
10/11/2015 2:56:00 AM	4.5	40.4
10/11/2015 2:57:00 AM	4.3	39.7
10/11/2015 2:58:00 AM	3.7	38.4
10/11/2015 2:59:00 AM	3.6	37.8
10/11/2015 3:00:00 AM	3.9	37.9
10/11/2015 3:01:00 AM	3.5	38.2
10/11/2015 3:02:00 AM	3.6	38.4
10/11/2015 3:03:00 AM	4.0	38.9
10/11/2015 3:04:00 AM	3.5	38.0
10/11/2015 3:05:00 AM	4.0	38.2
10/11/2015 3:06:00 AM	3.6	37.3
10/11/2015 3:07:00 AM	3.7	37.4
10/11/2015 3:09:00 AM	3.7	37.0
10/11/2015 3:10:00 AM	3.7	37.0
10/11/2015 3:11:00 AM	3.7	37.2
10/11/2015 3:12:00 AM	3.8	36.9

10/11/2015 3:13:00 AM	3.7	36.9
10/11/2015 3:14:00 AM	4.0	37.8
10/11/2015 3:15:00 AM	3.7	36.7
10/11/2015 3:17:00 AM	3.7	36.2
10/11/2015 3:18:00 AM	3.6	36.9
10/11/2015 3:20:00 AM	3.5	37.1
10/11/2015 3:29:00 AM	3.7	36.1
10/11/2015 3:31:00 AM	3.5	35.5
10/11/2015 3:36:00 AM	3.6	36.0
10/11/2015 3:37:00 AM	3.5	36.1
10/11/2015 3:40:00 AM	3.8	36.5
10/11/2015 3:41:00 AM	3.7	36.6
10/11/2015 3:42:00 AM	3.6	36.4
10/11/2015 3:43:00 AM	4.0	36.7
10/11/2015 3:45:00 AM	3.8	36.9
10/11/2015 3:48:00 AM	3.6	36.6
10/11/2015 4:15:00 AM	3.5	35.4
10/11/2015 4:29:00 AM	3.6	35.7
10/11/2015 4:31:00 AM	3.5	35.2
10/11/2015 4:33:00 AM	3.6	36.3
10/11/2015 4:34:00 AM	3.8	36.3
10/11/2015 4:35:00 AM	3.9	37.1
10/11/2015 4:36:00 AM	3.7	37.4
10/11/2015 4:37:00 AM	4.0	37.2
10/11/2015 4:38:00 AM	4.2	37.5
10/11/2015 4:39:00 AM	3.9	36.8
10/11/2015 4:40:00 AM	3.7	36.3
10/11/2015 4:42:00 AM	3.8	36.4
10/11/2015 4:43:00 AM	4.0	38.9
10/11/2015 4:44:00 AM	4.1	37.3
10/11/2015 4:45:00 AM	3.8	36.0
10/11/2015 4:46:00 AM	3.8	36.5
10/11/2015 4:50:00 AM	3.6	36.0
10/11/2015 4:56:00 AM	3.8	37.0
10/11/2015 4:58:00 AM	3.6	35.9
10/11/2015 4:59:00 AM	3.7	35.7
10/11/2015 10:01:00 PM	3.7	40.6
10/11/2015 10:02:00 PM	4.1	40.3
10/11/2015 10:04:00 PM	4.3	45.2
10/11/2015 10:05:00 PM	3.6	46.3
10/11/2015 10:06:00 PM	4.1	49.5
10/11/2015 10:09:00 PM	3.8	41.1
10/11/2015 10:11:00 PM	3.8	48.1
10/11/2015 10:13:00 PM	4.0	47.6
10/11/2015 10:14:00 PM	3.9	49.2
10/11/2015 10:15:00 PM	4.5	50.3
10/11/2015 10:16:00 PM	4.2	49.6
10/11/2015 10:17:00 PM	4.2	50.0
10/11/2015 10:19:00 PM	4.1	45.8
10/11/2015 10:21:00 PM	4.2	40.4
10/11/2015 10:22:00 PM	3.5	44.5
10/11/2015 10:26:00 PM	3.9	45.5
10/11/2015 10:27:00 PM	4.0	44.3
10/11/2015 10:28:00 PM	3.7	44.0
10/11/2015 10:30:00 PM	3.7	42.8

10/11/2015 10:32:00 PM	3.6	45.7
10/11/2015 10:42:00 PM	3.7	47.0
10/11/2015 10:43:00 PM	3.8	45.7
10/11/2015 10:44:00 PM	3.6	43.9
10/11/2015 10:46:00 PM	3.6	47.8
10/11/2015 10:51:00 PM	3.9	49.4
10/11/2015 10:54:00 PM	3.6	48.2
10/11/2015 11:13:00 PM	3.7	42.1
10/11/2015 11:14:00 PM	3.7	42.2
10/11/2015 11:15:00 PM	3.6	46.6
10/11/2015 11:17:00 PM	3.8	48.1
10/11/2015 11:21:00 PM	3.8	44.5
10/11/2015 11:22:00 PM	3.7	49.5
10/11/2015 11:23:00 PM	3.6	45.7
10/11/2015 11:26:00 PM	3.9	46.8
10/11/2015 11:27:00 PM	3.9	45.5
10/11/2015 11:29:00 PM	3.6	48.4
10/11/2015 11:30:00 PM	3.8	49.8
10/11/2015 11:31:00 PM	4.1	49.2
10/11/2015 11:32:00 PM	4.3	48.8
10/11/2015 11:33:00 PM	3.8	46.6
10/11/2015 11:35:00 PM	3.8	48.8
10/11/2015 11:36:00 PM	4.1	46.0
10/11/2015 11:37:00 PM	3.8	46.9
10/11/2015 11:38:00 PM	3.9	47.8
10/11/2015 11:39:00 PM	4.1	47.4
10/11/2015 11:40:00 PM	3.7	47.3
10/11/2015 11:42:00 PM	3.6	47.7
10/11/2015 11:43:00 PM	3.9	48.4
10/11/2015 11:44:00 PM	3.7	49.4
10/11/2015 11:45:00 PM	3.7	49.8
10/11/2015 11:46:00 PM	4.0	47.7
10/11/2015 11:47:00 PM	3.7	48.1
10/11/2015 11:48:00 PM	3.8	49.1
10/11/2015 11:50:00 PM	3.8	45.2
10/11/2015 11:53:00 PM	3.7	47.2
10/11/2015 11:54:00 PM	3.9	44.8
10/11/2015 11:57:00 PM	3.9	48.7
10/12/2015 12:53:00 AM	3.8	48.9
10/12/2015 1:00:00 AM	3.8	39.7
10/12/2015 1:01:00 AM	3.6	48.5
10/12/2015 1:06:00 AM	3.7	46.1
10/12/2015 1:07:00 AM	4.0	45.8
10/12/2015 1:09:00 AM	4.0	48.6
10/12/2015 1:10:00 AM	4.0	46.9
10/12/2015 1:11:00 AM	3.5	44.9
10/12/2015 1:14:00 AM	3.8	46.5
10/12/2015 1:17:00 AM	3.7	50.6
10/12/2015 1:19:00 AM	3.5	47.8
10/12/2015 1:20:00 AM	3.6	44.9
10/12/2015 1:21:00 AM	4.1	48.3
10/12/2015 1:22:00 AM	3.9	47.4
10/12/2015 1:24:00 AM	3.7	44.3
10/12/2015 1:25:00 AM	4.0	46.2
10/12/2015 1:26:00 AM	3.5	49.0

10/12/2015 1:27:00 AM	3.6	50.6
10/12/2015 1:28:00 AM	3.8	50.7
10/12/2015 1:29:00 AM	4.1	49.0
10/12/2015 1:30:00 AM	3.6	48.3
10/12/2015 1:31:00 AM	3.6	39.8
10/12/2015 1:32:00 AM	3.6	38.8
10/12/2015 1:33:00 AM	3.6	44.3
10/12/2015 1:34:00 AM	3.6	46.0
10/12/2015 1:36:00 AM	3.9	47.9
10/12/2015 1:37:00 AM	3.5	46.5
10/12/2015 1:39:00 AM	3.7	45.2
10/12/2015 1:40:00 AM	3.6	47.1
10/12/2015 1:41:00 AM	3.6	48.1
10/12/2015 1:42:00 AM	3.5	49.7
10/12/2015 1:45:00 AM	3.5	49.8
10/12/2015 1:47:00 AM	3.9	48.4
10/12/2015 1:48:00 AM	4.1	49.9
10/12/2015 1:50:00 AM	3.5	44.0
10/12/2015 1:51:00 AM	4.1	44.9
10/12/2015 1:52:00 AM	3.7	47.5
10/12/2015 1:53:00 AM	3.8	49.0
10/12/2015 1:56:00 AM	3.7	48.3
10/12/2015 1:57:00 AM	3.7	48.0
10/12/2015 1:58:00 AM	3.5	46.8
10/12/2015 2:00:00 AM	4.0	49.0
10/12/2015 2:01:00 AM	3.7	46.3
10/12/2015 2:03:00 AM	4.3	47.3
10/12/2015 2:07:00 AM	4.1	47.9
10/12/2015 2:08:00 AM	4.0	48.7
10/12/2015 2:09:00 AM	4.3	48.2
10/12/2015 2:10:00 AM	4.1	48.9
10/12/2015 2:11:00 AM	4.3	49.7
10/12/2015 2:12:00 AM	3.7	46.8
10/12/2015 2:13:00 AM	3.7	44.8
10/12/2015 2:14:00 AM	4.2	47.4
10/12/2015 2:15:00 AM	4.0	49.9
10/12/2015 2:18:00 AM	4.7	50.0
10/12/2015 2:19:00 AM	4.5	47.1
10/12/2015 2:20:00 AM	4.6	47.7
10/12/2015 2:21:00 AM	4.3	49.7
10/12/2015 2:22:00 AM	4.0	50.3
10/12/2015 2:23:00 AM	4.7	48.5
10/12/2015 2:24:00 AM	4.7	45.5
10/12/2015 2:25:00 AM	4.3	42.7
10/12/2015 2:26:00 AM	4.0	38.5
10/12/2015 2:27:00 AM	4.5	40.3
10/12/2015 2:28:00 AM	4.2	38.5
10/12/2015 2:29:00 AM	4.3	40.5
10/12/2015 2:30:00 AM	4.3	39.4
10/12/2015 2:31:00 AM	4.1	38.7
10/12/2015 2:32:00 AM	3.8	38.6
10/12/2015 2:33:00 AM	4.1	38.7
10/12/2015 2:34:00 AM	3.8	38.6
10/12/2015 2:36:00 AM	4.3	40.6
10/12/2015 2:37:00 AM	4.1	38.5



10/12/2015 2:38:00 AM	4.7	38.7
10/12/2015 2:39:00 AM	4.1	38.9
10/12/2015 2:40:00 AM	4.0	38.7
10/12/2015 2:41:00 AM	3.9	42.9
10/12/2015 2:45:00 AM	4.7	42.8
10/12/2015 2:46:00 AM	4.0	39.5
10/12/2015 2:47:00 AM	4.0	39.3
10/12/2015 2:49:00 AM	4.5	39.0
10/12/2015 2:50:00 AM	4.0	38.2
10/12/2015 2:51:00 AM	3.8	38.5
10/12/2015 2:52:00 AM	4.3	38.3
10/12/2015 2:53:00 AM	3.5	38.4
10/12/2015 2:54:00 AM	4.4	40.3
10/12/2015 2:55:00 AM	4.7	39.4
10/12/2015 2:56:00 AM	3.9	38.2
10/12/2015 2:57:00 AM	4.2	39.1
10/12/2015 2:58:00 AM	4.5	39.1
10/12/2015 2:59:00 AM	4.1	38.3
10/12/2015 3:00:00 AM	4.9	39.9
10/12/2015 3:01:00 AM	4.4	38.5
10/12/2015 3:02:00 AM	3.8	38.6
10/12/2015 3:03:00 AM	4.4	39.2
10/12/2015 3:04:00 AM	4.8	39.6
10/12/2015 3:07:00 AM	4.9	39.7
10/12/2015 3:08:00 AM	4.6	40.0
10/12/2015 3:09:00 AM	5.0	39.3
10/12/2015 3:10:00 AM	4.1	39.0
10/12/2015 3:11:00 AM	4.0	39.2
10/12/2015 3:12:00 AM	4.3	39.5
10/12/2015 3:13:00 AM	4.4	38.9
10/12/2015 3:14:00 AM	4.6	39.2
10/12/2015 3:15:00 AM	4.3	40.0
10/12/2015 3:18:00 AM	4.4	39.6
10/12/2015 3:19:00 AM	4.4	39.2
10/12/2015 3:20:00 AM	4.1	39.9
10/12/2015 3:21:00 AM	4.7	39.4
10/12/2015 3:22:00 AM	4.9	41.8
10/12/2015 3:23:00 AM	4.2	38.7
10/12/2015 3:24:00 AM	4.5	39.2
10/12/2015 3:25:00 AM	4.3	38.9
10/12/2015 3:26:00 AM	4.5	39.3
10/12/2015 3:27:00 AM	4.4	38.9
10/12/2015 3:28:00 AM	4.4	39.6
10/12/2015 3:29:00 AM	4.4	39.3
10/12/2015 3:30:00 AM	4.6	39.8
10/12/2015 3:31:00 AM	4.7	39.4
10/12/2015 3:32:00 AM	5.0	41.0
10/12/2015 3:33:00 AM	4.1	39.6
10/12/2015 3:34:00 AM	5.0	39.7
10/12/2015 3:36:00 AM	4.5	39.3
10/12/2015 3:37:00 AM	4.7	39.5
10/12/2015 3:38:00 AM	4.6	40.4
10/12/2015 3:39:00 AM	4.4	39.6
10/12/2015 3:40:00 AM	3.9	39.3
10/12/2015 3:41:00 AM	4.3	39.5

10/12/2015 3:43:00 AM	4.4	38.8
10/12/2015 3:44:00 AM	4.3	38.8
10/12/2015 3:45:00 AM	4.3	38.5
10/12/2015 3:46:00 AM	4.3	38.9
10/12/2015 3:47:00 AM	4.9	39.4
10/12/2015 3:48:00 AM	4.5	38.9
10/12/2015 3:49:00 AM	4.3	38.5
10/12/2015 3:50:00 AM	3.9	38.6
10/12/2015 3:51:00 AM	4.3	38.8
10/12/2015 3:52:00 AM	4.4	38.9
10/12/2015 3:53:00 AM	4.3	39.7
10/12/2015 3:54:00 AM	4.1	38.8
10/12/2015 3:55:00 AM	4.3	38.9
10/12/2015 3:56:00 AM	4.5	39.2
10/12/2015 3:57:00 AM	4.1	38.4
10/12/2015 3:58:00 AM	4.2	38.7
10/12/2015 3:59:00 AM	4.5	39.3
10/12/2015 4:00:00 AM	3.9	39.0
10/12/2015 4:01:00 AM	3.6	38.6
10/12/2015 4:02:00 AM	3.9	39.0
10/12/2015 4:03:00 AM	3.7	38.4
10/12/2015 4:04:00 AM	3.9	38.8
10/12/2015 4:05:00 AM	4.1	38.8
10/12/2015 4:06:00 AM	3.9	38.5
10/12/2015 4:07:00 AM	4.2	39.2
10/12/2015 4:08:00 AM	4.5	38.6
10/12/2015 4:09:00 AM	4.7	39.6
10/12/2015 4:10:00 AM	4.6	39.1
10/12/2015 4:11:00 AM	4.1	38.5
10/12/2015 4:12:00 AM	4.0	38.2
10/12/2015 4:13:00 AM	4.4	39.6
10/12/2015 4:14:00 AM	4.4	38.9
10/12/2015 4:15:00 AM	4.5	38.5
10/12/2015 4:16:00 AM	4.4	39.0
10/12/2015 4:17:00 AM	4.6	39.7
10/12/2015 4:18:00 AM	4.7	39.7
10/12/2015 4:19:00 AM	4.5	40.0
10/12/2015 4:20:00 AM	4.6	39.7
10/12/2015 4:21:00 AM	5.2	40.5
10/12/2015 4:22:00 AM	4.6	39.2
10/12/2015 4:23:00 AM	4.8	40.5
10/12/2015 4:24:00 AM	4.7	40.1
10/12/2015 4:25:00 AM	5.1	40.4
10/12/2015 4:26:00 AM	5.1	40.6
10/12/2015 4:27:00 AM	5.1	40.4
10/12/2015 4:28:00 AM	4.4	40.2
10/12/2015 4:29:00 AM	5.0	40.7
10/12/2015 4:30:00 AM	5.3	42.1
10/12/2015 4:31:00 AM	4.8	40.0
10/12/2015 4:32:00 AM	4.4	39.9
10/12/2015 4:33:00 AM	5.1	41.0
10/12/2015 4:34:00 AM	4.9	40.8
10/12/2015 4:35:00 AM	4.8	39.8
10/12/2015 4:36:00 AM	4.4	39.6
10/12/2015 4:37:00 AM	4.1	39.4

10/12/2015 4:38:00 AM	4.1	39.7
10/12/2015 4:39:00 AM	4.5	40.1
10/12/2015 4:40:00 AM	4.3	39.8
10/12/2015 4:41:00 AM	4.7	40.7
10/12/2015 4:42:00 AM	4.7	40.7
10/12/2015 4:43:00 AM	4.3	39.8
10/12/2015 4:44:00 AM	4.3	40.1
10/12/2015 4:45:00 AM	4.4	40.2
10/12/2015 4:46:00 AM	4.7	39.7
10/12/2015 4:47:00 AM	4.1	38.6
10/12/2015 4:48:00 AM	3.7	39.1
10/12/2015 4:49:00 AM	3.9	39.1
10/12/2015 4:50:00 AM	3.9	38.8
10/12/2015 4:51:00 AM	3.9	38.3
10/12/2015 4:52:00 AM	4.1	39.1
10/12/2015 4:53:00 AM	3.9	39.2
10/12/2015 4:54:00 AM	4.3	39.6
10/12/2015 4:55:00 AM	4.7	39.8
10/12/2015 4:56:00 AM	4.4	39.7
10/12/2015 4:57:00 AM	4.5	39.5
10/12/2015 4:58:00 AM	4.2	40.0
10/12/2015 10:00:00 PM	3.7	41.9
10/12/2015 10:05:00 PM	4.1	42.1
10/12/2015 10:06:00 PM	4.1	41.4
10/12/2015 10:09:00 PM	3.8	41.6
10/12/2015 10:10:00 PM	3.8	41.1
10/12/2015 10:12:00 PM	4.1	41.9
10/12/2015 10:13:00 PM	4.0	42.8
10/12/2015 10:17:00 PM	4.6	42.5
10/12/2015 10:18:00 PM	3.7	41.5
10/12/2015 10:19:00 PM	3.6	41.2
10/12/2015 10:22:00 PM	3.5	41.3
10/12/2015 10:23:00 PM	4.3	41.9
10/12/2015 10:24:00 PM	3.6	41.0
10/12/2015 10:25:00 PM	4.7	53.0
10/12/2015 10:27:00 PM	4.2	41.9
10/12/2015 10:28:00 PM	4.5	42.9
10/12/2015 10:29:00 PM	4.0	41.8
10/12/2015 10:31:00 PM	3.9	43.8
10/12/2015 10:32:00 PM	3.7	41.2
10/12/2015 10:34:00 PM	3.9	41.3
10/12/2015 10:35:00 PM	3.6	40.9
10/12/2015 10:38:00 PM	4.0	40.9
10/12/2015 10:40:00 PM	3.8	41.1
10/12/2015 10:41:00 PM	3.5	41.0
10/12/2015 10:42:00 PM	3.7	41.0
10/12/2015 10:43:00 PM	4.0	41.5
10/12/2015 10:44:00 PM	3.8	50.4
10/12/2015 10:46:00 PM	3.7	40.6
10/12/2015 10:47:00 PM	3.9	40.3
10/12/2015 10:50:00 PM	3.5	40.8
10/12/2015 10:52:00 PM	3.9	40.4
10/12/2015 10:53:00 PM	3.9	41.4
10/12/2015 10:54:00 PM	4.3	41.0
10/12/2015 10:55:00 PM	4.1	43.9

10/12/2015 11:00:00 PM	3.8	40.8
10/12/2015 11:05:00 PM	3.8	39.9
10/12/2015 11:08:00 PM	3.6	40.1
10/13/2015 2:11:00 AM	3.8	38.7
10/13/2015 2:12:00 AM	3.7	38.3
10/13/2015 2:13:00 AM	4.5	39.8
10/13/2015 2:14:00 AM	4.2	39.6
10/13/2015 2:15:00 AM	4.1	39.1
10/13/2015 2:16:00 AM	4.2	39.0
10/13/2015 2:17:00 AM	4.4	39.2
10/13/2015 2:18:00 AM	4.7	40.1
10/13/2015 2:19:00 AM	4.9	40.8
10/13/2015 2:20:00 AM	4.5	40.5
10/13/2015 2:21:00 AM	4.3	39.9
10/13/2015 2:22:00 AM	5.8	46.7
10/13/2015 2:23:00 AM	5.9	45.9
10/13/2015 2:24:00 AM	5.8	47.3
10/13/2015 2:25:00 AM	5.7	44.6
10/13/2015 2:26:00 AM	5.2	42.0
10/13/2015 2:27:00 AM	5.6	44.0
10/13/2015 2:28:00 AM	5.2	42.0
10/13/2015 2:29:00 AM	4.4	40.2
10/13/2015 2:30:00 AM	5.0	41.4
10/13/2015 2:32:00 AM	5.3	42.9
10/13/2015 2:33:00 AM	4.9	41.3
10/13/2015 2:34:00 AM	4.7	40.7
10/13/2015 2:35:00 AM	5.7	45.0
10/13/2015 2:36:00 AM	5.3	43.1
10/13/2015 2:37:00 AM	5.1	42.1
10/13/2015 2:38:00 AM	4.6	40.6
10/13/2015 2:39:00 AM	4.1	39.5
10/13/2015 2:40:00 AM	3.9	38.7
10/13/2015 2:41:00 AM	4.6	41.7
10/13/2015 2:42:00 AM	5.0	41.9
10/13/2015 2:43:00 AM	5.7	47.8
10/13/2015 2:44:00 AM	6.0	45.7
10/13/2015 2:45:00 AM	6.0	45.3
10/13/2015 2:46:00 AM	5.8	46.0
10/13/2015 2:47:00 AM	5.5	43.9
10/13/2015 2:48:00 AM	5.3	42.6
10/13/2015 2:49:00 AM	5.2	42.1
10/13/2015 2:50:00 AM	6.4	47.2
10/13/2015 2:51:00 AM	5.4	44.1
10/13/2015 2:52:00 AM	5.9	47.0
10/13/2015 2:53:00 AM	5.3	48.4
10/13/2015 2:54:00 AM	5.2	42.6
10/13/2015 2:55:00 AM	5.7	44.2
10/13/2015 2:56:00 AM	4.8	40.9
10/13/2015 2:57:00 AM	4.6	40.1
10/13/2015 2:58:00 AM	4.5	40.9
10/13/2015 2:59:00 AM	6.0	45.4
10/13/2015 3:00:00 AM	5.0	42.0
10/13/2015 3:01:00 AM	4.8	40.5
10/13/2015 3:02:00 AM	4.7	39.2
10/13/2015 3:03:00 AM	4.1	38.4

10/13/2015 3:04:00 AM	4.4	39.0
10/13/2015 3:05:00 AM	4.0	39.1
10/13/2015 3:06:00 AM	3.7	37.8
10/13/2015 3:07:00 AM	4.1	37.9
10/13/2015 3:08:00 AM	4.0	37.7
10/13/2015 3:09:00 AM	3.7	43.0
10/13/2015 3:10:00 AM	3.8	41.7
10/13/2015 3:12:00 AM	3.5	36.8
10/13/2015 3:13:00 AM	4.3	37.9
10/13/2015 3:14:00 AM	4.2	38.4
10/13/2015 3:15:00 AM	4.3	37.8
10/13/2015 3:16:00 AM	4.3	38.9
10/13/2015 3:17:00 AM	4.2	38.5
10/13/2015 3:18:00 AM	4.4	38.2
10/13/2015 3:19:00 AM	4.4	38.1
10/13/2015 3:20:00 AM	4.3	38.0
10/13/2015 3:21:00 AM	4.3	37.5
10/13/2015 3:22:00 AM	4.4	38.8
10/13/2015 3:23:00 AM	4.4	38.3
10/13/2015 3:24:00 AM	4.2	38.4
10/13/2015 3:25:00 AM	4.3	37.9
10/13/2015 3:26:00 AM	4.2	37.6
10/13/2015 3:27:00 AM	4.5	38.3
10/13/2015 3:28:00 AM	4.4	38.8
10/13/2015 3:29:00 AM	4.0	38.5
10/13/2015 3:30:00 AM	3.8	37.2
10/13/2015 3:32:00 AM	4.2	38.9
10/13/2015 3:33:00 AM	3.7	38.0
10/13/2015 3:34:00 AM	4.7	39.7
10/13/2015 3:35:00 AM	4.5	39.5
10/13/2015 3:36:00 AM	4.5	39.0
10/13/2015 3:37:00 AM	4.4	39.7
10/13/2015 3:38:00 AM	5.0	41.2
10/13/2015 3:39:00 AM	5.0	41.4
10/13/2015 3:40:00 AM	5.9	45.9
10/13/2015 3:51:00 AM	6.6	52.5
10/13/2015 3:55:00 AM	5.8	48.0
10/13/2015 3:59:00 AM	5.2	43.4
10/13/2015 4:00:00 AM	5.5	47.3
10/13/2015 4:01:00 AM	5.2	43.3
10/13/2015 4:02:00 AM	6.1	46.8
10/13/2015 4:03:00 AM	7.0	49.1
10/13/2015 4:05:00 AM	6.3	47.2
10/13/2015 4:06:00 AM	5.2	43.5
10/13/2015 4:08:00 AM	5.8	44.4
10/13/2015 4:09:00 AM	5.3	45.0
10/13/2015 4:10:00 AM	5.0	43.1
10/13/2015 4:11:00 AM	5.2	43.3
10/13/2015 4:12:00 AM	5.0	41.7
10/13/2015 4:14:00 AM	6.9	49.5
10/13/2015 4:15:00 AM	6.1	49.4
10/13/2015 4:16:00 AM	5.6	45.7
10/13/2015 4:17:00 AM	5.9	45.5
10/13/2015 4:18:00 AM	5.5	44.1
10/13/2015 4:19:00 AM	5.2	42.4

10/13/2015 4:21:00 AM	6.2	46.6
10/13/2015 4:22:00 AM	6.3	46.0
10/13/2015 4:23:00 AM	5.4	45.7
10/13/2015 4:24:00 AM	4.3	41.5
10/13/2015 4:25:00 AM	4.6	42.1
10/13/2015 4:27:00 AM	6.6	49.6
10/13/2015 4:28:00 AM	5.4	42.0
10/13/2015 4:29:00 AM	5.5	44.9
10/13/2015 4:30:00 AM	5.5	43.6
10/13/2015 4:31:00 AM	4.8	42.4
10/13/2015 4:32:00 AM	4.6	40.0
10/13/2015 4:33:00 AM	5.7	44.2
10/13/2015 4:34:00 AM	5.0	42.9
10/13/2015 4:35:00 AM	5.5	44.4
10/13/2015 4:36:00 AM	5.6	43.8
10/13/2015 4:37:00 AM	6.4	48.0
10/13/2015 4:38:00 AM	6.2	47.5
10/13/2015 4:41:00 AM	5.9	44.2
10/13/2015 4:42:00 AM	5.9	45.4
10/13/2015 4:43:00 AM	5.4	43.4
10/13/2015 4:44:00 AM	6.3	50.1
10/13/2015 4:46:00 AM	5.4	44.0
10/13/2015 4:47:00 AM	6.5	47.9
10/13/2015 4:49:00 AM	6.1	48.2
10/13/2015 4:50:00 AM	5.7	45.2
10/13/2015 4:51:00 AM	7.0	50.8
10/13/2015 4:52:00 AM	6.7	56.4
10/13/2015 4:54:00 AM	6.1	48.3
10/13/2015 4:55:00 AM	5.2	45.2
10/13/2015 4:56:00 AM	5.5	45.7
10/13/2015 4:57:00 AM	6.4	48.1
10/13/2015 4:58:00 AM	6.5	49.8
10/13/2015 4:59:00 AM	6.0	47.6
10/13/2015 10:00:00 PM	5.4	46.7
10/13/2015 10:01:00 PM	6.0	46.1
10/13/2015 10:02:00 PM	5.2	44.8
10/13/2015 10:03:00 PM	5.5	44.3
10/13/2015 10:04:00 PM	5.9	45.3
10/13/2015 10:05:00 PM	5.6	44.6
10/13/2015 10:06:00 PM	5.5	45.9
10/13/2015 10:07:00 PM	7.0	51.8
10/13/2015 10:08:00 PM	6.0	46.1
10/13/2015 10:09:00 PM	6.4	48.5
10/13/2015 10:10:00 PM	7.0	49.7
10/13/2015 11:33:00 PM	4.7	43.5
10/13/2015 11:34:00 PM	4.5	42.8
10/13/2015 11:36:00 PM	4.3	42.4
10/13/2015 11:37:00 PM	3.8	42.9
10/13/2015 11:40:00 PM	4.8	45.2
10/13/2015 11:41:00 PM	5.3	45.8
10/13/2015 11:42:00 PM	5.7	47.0
10/13/2015 11:43:00 PM	3.7	39.6
10/13/2015 11:44:00 PM	4.2	42.1
10/14/2015 12:53:00 AM	3.7	39.2
10/14/2015 12:54:00 AM	3.7	39.3

10/14/2015 1:00:00 AM	4.4	40.7
10/14/2015 1:08:00 AM	5.0	43.3
10/14/2015 1:09:00 AM	4.8	41.8
10/14/2015 1:11:00 AM	3.7	38.2
10/14/2015 1:13:00 AM	4.4	42.0
10/14/2015 1:14:00 AM	3.6	40.3
10/14/2015 1:15:00 AM	4.5	39.8
10/14/2015 1:16:00 AM	4.3	38.4
10/14/2015 1:17:00 AM	3.6	36.5
10/14/2015 1:49:00 AM	3.8	40.5
10/14/2015 1:50:00 AM	3.6	39.9
10/14/2015 1:51:00 AM	3.8	39.7
10/14/2015 1:53:00 AM	3.7	41.7
10/14/2015 1:56:00 AM	3.6	40.9
10/14/2015 1:58:00 AM	3.6	41.3
10/14/2015 1:59:00 AM	3.6	41.9
10/14/2015 2:00:00 AM	4.0	42.6
10/14/2015 2:02:00 AM	3.6	40.4
10/14/2015 2:03:00 AM	4.8	44.9
10/14/2015 2:05:00 AM	5.0	42.5
10/14/2015 2:07:00 AM	5.1	43.9
10/14/2015 2:08:00 AM	4.8	42.7
10/14/2015 2:09:00 AM	4.3	44.6
10/14/2015 2:10:00 AM	4.8	43.0
10/14/2015 2:11:00 AM	4.3	43.2
10/14/2015 2:12:00 AM	4.7	43.6
10/14/2015 2:14:00 AM	3.5	40.5
10/14/2015 2:15:00 AM	4.1	41.3
10/14/2015 2:17:00 AM	3.7	39.2
10/14/2015 2:18:00 AM	4.1	40.4
10/14/2015 2:22:00 AM	3.6	38.0
10/14/2015 2:41:00 AM	3.6	39.3
10/14/2015 2:42:00 AM	3.7	39.2
10/14/2015 2:43:00 AM	4.0	40.6
10/14/2015 2:44:00 AM	3.6	40.3
10/14/2015 2:45:00 AM	3.7	39.0
10/14/2015 2:47:00 AM	3.7	38.3
10/14/2015 2:48:00 AM	3.5	39.0
10/14/2015 2:49:00 AM	4.3	39.4
10/14/2015 2:51:00 AM	4.0	38.1
10/14/2015 2:52:00 AM	3.8	38.2
10/14/2015 2:53:00 AM	3.6	38.3
10/14/2015 2:58:00 AM	3.9	39.1
10/14/2015 3:20:00 AM	3.9	43.2
10/14/2015 3:21:00 AM	3.7	42.1
10/14/2015 3:22:00 AM	3.6	40.7
10/14/2015 3:23:00 AM	4.4	40.7
10/14/2015 3:30:00 AM	3.8	43.4
10/14/2015 3:32:00 AM	3.9	42.3
10/14/2015 3:33:00 AM	4.0	40.8
10/14/2015 3:34:00 AM	4.8	45.5
10/14/2015 3:36:00 AM	4.7	40.2
10/14/2015 3:38:00 AM	4.9	42.6
10/14/2015 3:39:00 AM	5.0	45.5
10/14/2015 3:40:00 AM	4.8	43.4

10/14/2015 3:41:00 AM	4.9	45.1
10/14/2015 3:42:00 AM	3.9	40.8
10/14/2015 3:44:00 AM	3.8	39.4
10/14/2015 4:00:00 AM	4.3	39.0
10/14/2015 4:01:00 AM	4.0	40.8
10/14/2015 4:03:00 AM	4.5	46.2
10/14/2015 4:04:00 AM	3.5	39.4
10/14/2015 4:05:00 AM	3.8	41.2
10/14/2015 4:06:00 AM	5.9	45.9
10/14/2015 4:07:00 AM	3.8	38.8
10/14/2015 4:08:00 AM	3.7	40.9
10/14/2015 4:09:00 AM	5.0	42.2
10/14/2015 4:10:00 AM	3.5	38.4
10/14/2015 4:11:00 AM	3.7	39.8
10/14/2015 4:12:00 AM	3.6	37.1
10/14/2015 4:19:00 AM	3.9	41.1
10/14/2015 4:20:00 AM	3.9	38.6
10/14/2015 4:22:00 AM	5.0	43.4
10/14/2015 4:23:00 AM	3.7	39.4
10/14/2015 4:24:00 AM	3.6	39.8
10/14/2015 4:27:00 AM	4.2	40.6
10/14/2015 4:33:00 AM	4.2	42.2
10/14/2015 4:34:00 AM	4.3	43.1
10/14/2015 4:37:00 AM	4.1	42.6
10/14/2015 4:38:00 AM	4.4	41.7
10/14/2015 4:39:00 AM	4.1	43.3
10/14/2015 4:40:00 AM	3.8	43.3
10/14/2015 4:41:00 AM	5.6	46.2
10/14/2015 4:42:00 AM	5.0	43.7
10/14/2015 4:44:00 AM	3.6	40.4
10/14/2015 4:47:00 AM	4.2	40.5
10/14/2015 4:48:00 AM	4.3	42.5
10/14/2015 4:54:00 AM	5.3	48.2
10/14/2015 4:56:00 AM	4.4	45.6
10/14/2015 4:57:00 AM	5.6	46.5
10/14/2015 4:59:00 AM	5.2	45.2
10/15/2015 1:02:00 AM	3.5	37.1
10/15/2015 1:05:00 AM	3.7	38.7
10/15/2015 1:06:00 AM	3.7	38.2
10/15/2015 1:32:00 AM	3.5	37.1
10/15/2015 1:33:00 AM	3.7	37.4
10/15/2015 1:36:00 AM	3.6	36.8
10/15/2015 2:05:00 AM	3.6	35.2
10/15/2015 2:07:00 AM	3.6	35.2
10/15/2015 2:17:00 AM	3.5	34.3
10/15/2015 2:19:00 AM	3.5	36.8
10/15/2015 10:07:00 PM	4.5	39.1
10/15/2015 10:08:00 PM	3.7	39.9
10/15/2015 10:09:00 PM	4.2	39.0
10/15/2015 10:10:00 PM	3.7	38.2
10/16/2015 1:29:00 AM	3.7	38.0
10/16/2015 1:40:00 AM	3.9	40.1
10/16/2015 1:41:00 AM	3.7	38.3
10/16/2015 1:44:00 AM	3.5	39.1
10/16/2015 1:48:00 AM	3.8	42.8



10/16/2015 1:50:00 AM	3.7	39.6
10/16/2015 1:52:00 AM	3.6	37.8
10/16/2015 2:06:00 AM	4.0	42.8
10/16/2015 2:07:00 AM	5.3	42.2
10/16/2015 2:09:00 AM	4.5	40.2
10/16/2015 2:12:00 AM	4.1	44.4
10/16/2015 2:13:00 AM	3.9	42.4
10/16/2015 2:14:00 AM	4.0	42.7
10/16/2015 2:16:00 AM	4.1	42.5
10/16/2015 2:19:00 AM	3.7	42.6
10/16/2015 2:21:00 AM	3.8	40.3
10/16/2015 3:18:00 AM	3.7	40.3
10/16/2015 3:19:00 AM	4.4	41.6
10/16/2015 3:21:00 AM	3.8	41.4
10/16/2015 3:23:00 AM	4.7	40.5
10/16/2015 3:35:00 AM	3.6	37.2
10/16/2015 3:36:00 AM	4.2	39.1
10/16/2015 3:41:00 AM	3.9	40.3
10/16/2015 3:45:00 AM	5.7	46.6
10/16/2015 3:47:00 AM	3.9	41.8
10/16/2015 3:48:00 AM	4.3	40.5
10/16/2015 3:49:00 AM	3.6	38.6
10/16/2015 3:54:00 AM	3.9	39.5
10/16/2015 3:56:00 AM	3.8	38.5
10/19/2015 2:20:00 AM	3.6	38.9
10/19/2015 2:21:00 AM	3.8	38.8
10/19/2015 3:07:00 AM	3.5	39.2
10/19/2015 3:12:00 AM	3.6	38.8
10/19/2015 3:14:00 AM	3.8	37.9
10/19/2015 4:47:00 AM	3.5	39.1
10/19/2015 4:48:00 AM	3.8	37.6
10/19/2015 10:00:00 PM	5.4	46.8
10/19/2015 10:02:00 PM	6.5	50.6
10/19/2015 10:06:00 PM	6.5	50.3
10/19/2015 10:07:00 PM	6.9	51.1
10/19/2015 10:08:00 PM	6.1	48.7
10/19/2015 10:09:00 PM	6.2	49.3
10/19/2015 10:10:00 PM	6.4	49.5
10/19/2015 10:11:00 PM	5.8	46.8
10/19/2015 10:12:00 PM	5.1	44.4
10/19/2015 10:13:00 PM	5.6	46.9
10/19/2015 10:14:00 PM	5.5	44.7
10/19/2015 10:15:00 PM	5.1	45.4
10/19/2015 10:16:00 PM	6.6	50.0
10/19/2015 10:17:00 PM	5.2	47.2
10/19/2015 10:18:00 PM	6.0	47.8
10/19/2015 10:19:00 PM	5.4	45.7
10/19/2015 10:21:00 PM	6.9	54.2
10/19/2015 10:22:00 PM	6.2	48.2
10/19/2015 10:23:00 PM	6.2	49.8
10/19/2015 10:24:00 PM	6.0	50.0
10/19/2015 10:25:00 PM	6.1	49.4
10/19/2015 10:26:00 PM	7.0	52.4
10/19/2015 10:27:00 PM	5.6	48.8
10/19/2015 10:28:00 PM	6.2	50.4

10/19/2015 10:29:00 PM	5.1	46.0
10/19/2015 10:31:00 PM	4.9	44.0
10/19/2015 10:32:00 PM	5.3	48.3
10/19/2015 10:33:00 PM	6.5	50.6
10/19/2015 10:35:00 PM	5.0	44.6
10/19/2015 10:36:00 PM	5.9	48.3
10/19/2015 10:37:00 PM	5.0	43.4
10/19/2015 10:38:00 PM	5.0	44.9
10/19/2015 10:39:00 PM	5.9	46.0
10/19/2015 10:41:00 PM	5.3	45.4
10/19/2015 10:42:00 PM	5.4	45.7
10/19/2015 10:43:00 PM	7.3	54.7
10/19/2015 10:44:00 PM	5.5	46.3
10/19/2015 10:45:00 PM	5.3	44.9
10/19/2015 10:46:00 PM	5.2	46.4
10/19/2015 10:47:00 PM	6.4	50.9
10/19/2015 10:48:00 PM	6.8	51.8
10/19/2015 10:50:00 PM	5.0	45.4
10/19/2015 10:51:00 PM	4.7	42.9
10/19/2015 10:52:00 PM	5.5	48.4
10/19/2015 10:53:00 PM	4.8	44.1
10/19/2015 10:54:00 PM	6.1	49.3
10/19/2015 10:55:00 PM	6.0	48.5
10/19/2015 10:56:00 PM	4.7	43.1
10/19/2015 10:57:00 PM	3.9	41.5
10/19/2015 10:58:00 PM	5.1	44.5
10/19/2015 11:01:00 PM	4.9	42.8
10/19/2015 11:04:00 PM	4.9	43.8
10/19/2015 11:05:00 PM	5.7	48.7
10/19/2015 11:06:00 PM	5.3	53.4
10/19/2015 11:07:00 PM	5.2	45.3
10/19/2015 11:08:00 PM	4.4	41.8
10/19/2015 11:09:00 PM	4.9	45.7
10/19/2015 11:10:00 PM	5.4	47.6
10/19/2015 11:11:00 PM	5.1	43.4
10/19/2015 11:12:00 PM	4.9	51.1
10/19/2015 11:13:00 PM	4.8	44.5
10/19/2015 11:14:00 PM	4.9	43.8
10/19/2015 11:15:00 PM	5.2	45.0
10/19/2015 11:16:00 PM	4.1	40.6
10/19/2015 11:17:00 PM	4.2	42.6
10/19/2015 11:19:00 PM	5.0	46.0
10/19/2015 11:20:00 PM	4.3	40.4
10/19/2015 11:21:00 PM	4.3	41.4
10/19/2015 11:22:00 PM	4.0	41.3
10/19/2015 11:24:00 PM	4.4	41.5
10/19/2015 11:26:00 PM	4.5	41.8
10/19/2015 11:27:00 PM	4.4	41.5
10/19/2015 11:28:00 PM	3.9	40.2
10/19/2015 11:29:00 PM	4.2	40.8
10/19/2015 11:31:00 PM	4.2	41.2
10/19/2015 11:32:00 PM	5.3	46.3
10/19/2015 11:33:00 PM	4.2	40.1
10/19/2015 11:35:00 PM	3.9	43.8
10/19/2015 11:36:00 PM	3.7	39.6

10/19/2015 11:37:00 PM	4.2	39.6
10/19/2015 11:39:00 PM	3.6	39.2
10/19/2015 11:40:00 PM	3.6	39.8
10/19/2015 11:41:00 PM	4.2	40.0
10/19/2015 11:42:00 PM	3.7	38.8
10/19/2015 11:45:00 PM	3.7	38.4
10/19/2015 11:46:00 PM	4.2	40.2
10/19/2015 11:47:00 PM	3.9	40.8
10/19/2015 11:48:00 PM	4.1	42.1
10/19/2015 11:52:00 PM	3.9	40.1
10/19/2015 11:54:00 PM	3.5	38.3
10/19/2015 11:55:00 PM	4.0	41.3
10/19/2015 11:56:00 PM	4.0	38.5
10/20/2015 12:01:00 AM	3.6	38.7
10/20/2015 12:04:00 AM	3.9	38.5
10/20/2015 1:12:00 AM	3.6	43.4
10/20/2015 1:29:00 AM	3.8	37.4
10/20/2015 1:47:00 AM	3.8	39.0
10/20/2015 2:05:00 AM	3.6	38.2
10/20/2015 2:07:00 AM	3.7	38.9
10/20/2015 2:09:00 AM	3.6	39.7
10/20/2015 2:10:00 AM	3.6	39.8
10/20/2015 2:11:00 AM	3.8	38.9
10/20/2015 2:12:00 AM	3.9	39.9
10/20/2015 2:13:00 AM	3.9	41.5
10/20/2015 2:14:00 AM	3.6	40.4
10/20/2015 2:15:00 AM	3.7	38.9
10/20/2015 2:16:00 AM	4.3	41.3
10/20/2015 2:17:00 AM	4.2	42.5
10/20/2015 2:18:00 AM	4.3	40.6
10/20/2015 2:19:00 AM	4.5	41.3
10/20/2015 2:20:00 AM	4.5	40.0
10/20/2015 2:21:00 AM	4.0	39.9
10/20/2015 2:22:00 AM	4.0	40.7
10/20/2015 2:23:00 AM	4.1	39.9
10/20/2015 2:25:00 AM	4.0	42.5
10/20/2015 2:26:00 AM	4.2	40.0
10/20/2015 2:27:00 AM	4.1	40.2
10/20/2015 2:28:00 AM	3.9	39.2
10/20/2015 2:29:00 AM	3.7	38.4
10/20/2015 2:30:00 AM	3.9	38.7
10/20/2015 2:31:00 AM	4.3	39.4
10/20/2015 2:32:00 AM	3.7	39.3
10/20/2015 2:33:00 AM	3.6	38.5
10/20/2015 2:34:00 AM	4.2	39.2
10/20/2015 2:35:00 AM	4.2	39.8
10/20/2015 2:36:00 AM	4.8	40.6
10/20/2015 2:37:00 AM	3.9	39.5
10/20/2015 2:38:00 AM	4.5	41.0
10/20/2015 2:39:00 AM	4.9	42.3
10/20/2015 2:40:00 AM	4.7	42.2
10/20/2015 2:41:00 AM	5.0	42.9
10/20/2015 2:42:00 AM	4.9	42.2
10/20/2015 2:43:00 AM	4.9	42.2
10/20/2015 2:44:00 AM	5.1	42.2

10/20/2015 2:45:00 AM	5.1	42.8
10/20/2015 2:46:00 AM	4.9	42.0
10/20/2015 2:47:00 AM	4.9	43.3
10/20/2015 2:48:00 AM	4.9	42.9
10/20/2015 2:49:00 AM	5.5	42.8
10/20/2015 2:50:00 AM	4.9	42.3
10/20/2015 2:51:00 AM	5.7	44.6
10/20/2015 2:52:00 AM	4.9	41.6
10/20/2015 2:53:00 AM	5.0	42.4
10/20/2015 2:54:00 AM	4.9	43.0
10/20/2015 2:55:00 AM	5.3	43.7
10/20/2015 2:56:00 AM	4.7	42.0
10/20/2015 2:57:00 AM	4.9	42.0
10/20/2015 2:58:00 AM	5.1	43.6
10/20/2015 2:59:00 AM	4.6	40.9
10/20/2015 3:00:00 AM	4.9	42.7
10/20/2015 3:01:00 AM	5.0	43.3
10/20/2015 3:02:00 AM	5.0	43.0
10/20/2015 3:03:00 AM	3.9	40.1
10/20/2015 3:04:00 AM	4.2	39.2
10/20/2015 3:05:00 AM	4.4	39.9
10/20/2015 3:06:00 AM	4.7	40.8
10/20/2015 3:07:00 AM	4.9	42.0
10/20/2015 3:08:00 AM	4.6	41.0
10/20/2015 3:09:00 AM	4.5	40.3
10/20/2015 3:10:00 AM	4.5	42.9
10/20/2015 3:11:00 AM	4.1	39.2
10/20/2015 3:12:00 AM	3.9	38.9
10/20/2015 3:13:00 AM	4.3	40.5
10/20/2015 3:14:00 AM	4.2	40.9
10/20/2015 3:15:00 AM	3.9	39.7
10/20/2015 3:16:00 AM	5.0	43.3
10/20/2015 3:17:00 AM	4.1	39.9
10/20/2015 3:18:00 AM	4.3	40.0
10/20/2015 3:19:00 AM	4.2	39.5
10/20/2015 3:20:00 AM	4.5	41.2
10/20/2015 3:21:00 AM	3.9	39.3
10/20/2015 3:22:00 AM	4.1	39.2
10/20/2015 3:23:00 AM	4.1	39.9
10/20/2015 3:25:00 AM	4.5	41.0
10/20/2015 3:26:00 AM	3.9	39.2
10/20/2015 3:27:00 AM	4.2	40.2
10/20/2015 3:28:00 AM	4.1	39.2
10/20/2015 3:29:00 AM	3.8	38.9
10/20/2015 3:30:00 AM	4.4	41.3
10/20/2015 3:31:00 AM	3.9	44.1
10/20/2015 3:33:00 AM	3.7	38.7
10/20/2015 3:34:00 AM	4.2	39.2
10/20/2015 3:35:00 AM	3.9	38.5
10/20/2015 3:36:00 AM	3.7	38.6
10/20/2015 3:37:00 AM	4.1	39.5
10/20/2015 3:38:00 AM	4.2	39.5
10/20/2015 3:39:00 AM	3.8	38.7
10/20/2015 3:40:00 AM	3.7	40.2
10/20/2015 3:41:00 AM	3.8	38.9

10/20/2015 3:43:00 AM	3.5	39.1
10/20/2015 3:44:00 AM	3.9	38.4
10/20/2015 3:45:00 AM	3.8	38.8
10/20/2015 3:46:00 AM	3.6	37.6
10/20/2015 3:54:00 AM	3.7	38.7
10/20/2015 4:10:00 AM	3.6	37.6
10/20/2015 4:11:00 AM	3.5	37.1
10/20/2015 4:14:00 AM	3.6	37.6
10/20/2015 4:15:00 AM	3.6	37.8
10/20/2015 4:19:00 AM	3.6	38.5
10/20/2015 4:20:00 AM	3.9	38.4
10/20/2015 4:22:00 AM	3.8	38.3
10/20/2015 4:23:00 AM	3.5	38.9
10/20/2015 4:24:00 AM	4.2	39.5
10/20/2015 4:26:00 AM	3.6	38.0
10/20/2015 4:27:00 AM	3.5	39.2
10/20/2015 4:28:00 AM	3.9	39.5
10/20/2015 4:29:00 AM	3.7	38.1
10/20/2015 4:30:00 AM	3.9	38.4
10/20/2015 4:33:00 AM	4.7	41.6
10/20/2015 4:34:00 AM	4.2	39.2
10/20/2015 4:35:00 AM	3.9	38.8
10/20/2015 4:36:00 AM	3.9	39.2
10/21/2015 10:01:00 PM	4.7	44.9
10/21/2015 10:03:00 PM	4.0	41.0
10/21/2015 10:06:00 PM	4.8	43.0
10/21/2015 10:07:00 PM	4.1	40.7
10/21/2015 10:08:00 PM	3.7	50.7
10/21/2015 10:10:00 PM	5.1	44.7
10/21/2015 10:11:00 PM	5.4	44.8
10/21/2015 10:12:00 PM	4.5	40.9
10/21/2015 10:13:00 PM	6.4	48.8
10/21/2015 10:14:00 PM	4.8	41.3
10/21/2015 10:15:00 PM	5.8	49.0
10/21/2015 10:16:00 PM	5.6	46.1
10/21/2015 10:17:00 PM	6.1	54.3
10/21/2015 10:18:00 PM	6.4	51.5
10/21/2015 10:19:00 PM	6.4	49.8
10/21/2015 10:20:00 PM	7.4	53.3
10/21/2015 10:21:00 PM	6.8	49.5
10/21/2015 10:22:00 PM	6.2	47.9
10/21/2015 10:23:00 PM	6.0	46.0
10/21/2015 10:24:00 PM	6.5	50.1
10/21/2015 10:26:00 PM	5.6	53.9
10/21/2015 10:27:00 PM	5.8	48.2
10/21/2015 10:30:00 PM	6.9	49.9
10/21/2015 10:31:00 PM	5.8	53.0
10/21/2015 10:32:00 PM	5.9	47.8
10/21/2015 10:33:00 PM	6.9	51.8
10/21/2015 10:34:00 PM	6.2	49.7
10/21/2015 10:35:00 PM	6.6	50.6
10/21/2015 10:38:00 PM	6.6	53.1
10/21/2015 10:39:00 PM	6.1	50.0
10/21/2015 10:40:00 PM	5.9	54.8
10/21/2015 10:41:00 PM	5.7	47.4

10/21/2015 10:42:00 PM	5.2	45.8
10/21/2015 10:44:00 PM	5.6	47.4
10/21/2015 10:45:00 PM	6.8	55.9
10/21/2015 10:46:00 PM	5.9	48.5
10/21/2015 10:48:00 PM	6.1	48.6
10/21/2015 10:49:00 PM	6.6	53.7
10/21/2015 10:50:00 PM	6.1	48.4
10/21/2015 10:51:00 PM	6.9	51.7
10/21/2015 10:52:00 PM	6.5	49.7
10/21/2015 10:53:00 PM	6.8	51.6
10/21/2015 10:54:00 PM	6.2	49.1
10/21/2015 10:55:00 PM	6.4	51.5
10/21/2015 10:56:00 PM	6.5	50.6
10/21/2015 10:57:00 PM	6.3	49.4
10/21/2015 10:58:00 PM	5.5	46.6
10/21/2015 10:59:00 PM	6.0	48.7
10/21/2015 11:01:00 PM	6.0	52.8
10/21/2015 11:03:00 PM	6.5	50.1
10/21/2015 11:05:00 PM	6.3	50.2
10/21/2015 11:06:00 PM	5.4	44.4
10/21/2015 11:07:00 PM	5.7	49.8
10/21/2015 11:08:00 PM	6.1	49.3
10/21/2015 11:09:00 PM	6.4	50.2
10/21/2015 11:10:00 PM	5.9	47.2
10/21/2015 11:12:00 PM	6.0	48.4
10/21/2015 11:13:00 PM	5.9	48.4
10/21/2015 11:15:00 PM	7.3	53.3
10/21/2015 11:16:00 PM	6.0	48.7
10/21/2015 11:17:00 PM	5.6	47.8
10/21/2015 11:18:00 PM	5.4	48.9
10/21/2015 11:19:00 PM	7.3	54.6
10/21/2015 11:22:00 PM	7.1	53.6
10/21/2015 11:27:00 PM	6.9	51.2
10/21/2015 11:31:00 PM	7.0	56.5
10/21/2015 11:32:00 PM	7.3	52.4
10/21/2015 11:33:00 PM	7.0	51.5
10/21/2015 11:34:00 PM	6.4	53.0
10/21/2015 11:38:00 PM	7.4	53.6
10/21/2015 11:40:00 PM	7.1	53.1
10/21/2015 11:41:00 PM	7.5	54.7
10/21/2015 11:42:00 PM	7.0	52.2
10/21/2015 11:49:00 PM	7.3	53.4
10/22/2015 12:01:00 AM	7.1	52.2
10/22/2015 12:02:00 AM	7.4	55.7
10/22/2015 12:04:00 AM	6.7	52.9
10/22/2015 12:05:00 AM	6.5	52.7
10/22/2015 12:12:00 AM	6.8	51.8
10/22/2015 12:14:00 AM	6.8	52.2
10/22/2015 12:15:00 AM	7.0	51.8
10/22/2015 12:16:00 AM	7.3	55.2
10/22/2015 12:18:00 AM	7.3	53.8
10/22/2015 12:19:00 AM	7.3	55.5
10/22/2015 12:22:00 AM	7.3	55.6
10/22/2015 12:33:00 AM	7.3	52.6
10/22/2015 12:39:00 AM	7.4	53.0

10/22/2015 12:43:00 AM	6.6	49.9
10/22/2015 12:44:00 AM	6.9	51.2
10/22/2015 12:46:00 AM	7.4	54.5
10/22/2015 12:47:00 AM	7.2	53.1
10/22/2015 12:48:00 AM	7.4	52.6
10/22/2015 12:49:00 AM	6.1	49.8
10/22/2015 12:50:00 AM	7.3	54.5
10/22/2015 12:52:00 AM	7.0	54.6
10/22/2015 12:53:00 AM	7.2	52.1
10/22/2015 12:54:00 AM	7.4	52.5
10/22/2015 12:57:00 AM	6.9	51.2
10/22/2015 12:58:00 AM	6.8	52.8
10/22/2015 12:59:00 AM	6.7	49.9
10/22/2015 1:00:00 AM	6.7	52.1
10/22/2015 1:04:00 AM	7.0	51.7
10/22/2015 1:05:00 AM	7.5	55.4
10/22/2015 1:06:00 AM	7.1	54.3
10/22/2015 1:09:00 AM	7.1	50.8
10/22/2015 1:11:00 AM	7.4	52.7
10/22/2015 1:12:00 AM	6.6	49.8
10/22/2015 1:14:00 AM	7.4	53.5
10/22/2015 1:15:00 AM	7.3	53.4
10/22/2015 1:16:00 AM	7.1	51.3
10/22/2015 1:17:00 AM	7.2	54.4
10/22/2015 1:18:00 AM	6.6	51.8
10/22/2015 1:19:00 AM	6.7	50.3
10/22/2015 1:20:00 AM	6.2	47.7
10/22/2015 1:21:00 AM	6.8	49.8
10/22/2015 1:22:00 AM	6.8	52.8
10/22/2015 1:24:00 AM	7.2	51.8
10/22/2015 1:25:00 AM	7.0	54.2
10/22/2015 1:27:00 AM	6.7	51.1
10/22/2015 1:29:00 AM	7.2	51.0
10/22/2015 1:30:00 AM	6.3	49.2
10/22/2015 1:31:00 AM	6.1	47.1
10/22/2015 1:32:00 AM	6.1	49.4
10/22/2015 1:33:00 AM	6.8	52.1
10/22/2015 1:34:00 AM	7.3	50.6
10/22/2015 1:35:00 AM	7.3	54.7
10/22/2015 1:36:00 AM	7.0	50.1
10/22/2015 1:37:00 AM	6.9	49.3
10/22/2015 1:38:00 AM	6.5	48.7
10/22/2015 1:39:00 AM	6.4	48.3
10/22/2015 1:40:00 AM	6.4	46.7
10/22/2015 1:41:00 AM	5.5	44.4
10/22/2015 1:42:00 AM	5.6	44.9
10/22/2015 1:43:00 AM	6.3	45.9
10/22/2015 1:44:00 AM	6.3	47.7
10/22/2015 1:45:00 AM	6.1	45.2
10/22/2015 1:46:00 AM	6.0	47.3
10/22/2015 1:47:00 AM	6.4	49.2
10/22/2015 1:48:00 AM	6.4	47.5
10/22/2015 1:49:00 AM	5.4	44.6
10/22/2015 1:50:00 AM	6.8	50.1
10/22/2015 1:51:00 AM	6.8	50.8

10/22/2015 1:52:00 AM	6.7	47.4
10/22/2015 1:53:00 AM	6.2	46.8
10/22/2015 1:54:00 AM	6.9	50.8
10/22/2015 1:55:00 AM	6.4	47.8
10/22/2015 1:56:00 AM	6.4	47.3
10/22/2015 1:57:00 AM	6.3	46.7
10/22/2015 1:58:00 AM	6.5	49.3
10/22/2015 1:59:00 AM	5.7	44.0
10/22/2015 2:00:00 AM	5.6	44.6
10/22/2015 2:01:00 AM	6.0	44.4
10/22/2015 2:02:00 AM	5.1	42.0
10/22/2015 2:03:00 AM	5.4	44.3
10/22/2015 2:04:00 AM	5.9	46.4
10/22/2015 2:05:00 AM	5.9	44.4
10/22/2015 2:06:00 AM	5.5	44.2
10/22/2015 2:07:00 AM	5.4	43.9
10/22/2015 2:08:00 AM	5.3	44.2
10/22/2015 2:09:00 AM	5.2	41.5
10/22/2015 2:11:00 AM	5.2	43.1
10/22/2015 2:12:00 AM	5.3	43.4
10/22/2015 2:13:00 AM	5.2	43.6
10/22/2015 2:14:00 AM	5.3	42.8
10/22/2015 2:15:00 AM	4.4	42.2
10/22/2015 2:16:00 AM	5.2	43.9
10/22/2015 2:17:00 AM	4.9	42.3
10/22/2015 2:18:00 AM	5.0	43.8
10/22/2015 2:19:00 AM	5.0	41.5
10/22/2015 2:20:00 AM	5.0	40.9
10/22/2015 2:21:00 AM	4.7	40.6
10/22/2015 2:22:00 AM	4.6	40.3
10/22/2015 2:23:00 AM	4.7	39.6
10/22/2015 2:24:00 AM	5.1	43.7
10/22/2015 2:25:00 AM	4.8	43.8
10/22/2015 2:26:00 AM	4.5	41.2
10/22/2015 2:27:00 AM	5.1	43.2
10/22/2015 2:28:00 AM	4.4	38.5
10/22/2015 2:29:00 AM	4.3	38.3
10/22/2015 2:30:00 AM	4.2	38.4
10/22/2015 2:31:00 AM	4.3	38.5
10/22/2015 2:32:00 AM	4.6	39.6
10/22/2015 2:33:00 AM	4.6	39.4
10/22/2015 2:34:00 AM	4.3	38.7
10/22/2015 2:35:00 AM	4.5	38.9
10/22/2015 2:36:00 AM	4.4	38.9
10/22/2015 2:37:00 AM	4.1	38.3
10/22/2015 2:38:00 AM	4.3	38.6
10/22/2015 2:39:00 AM	4.4	38.9
10/22/2015 2:40:00 AM	4.5	38.7
10/22/2015 2:41:00 AM	4.5	39.5
10/22/2015 2:42:00 AM	4.7	40.7
10/22/2015 2:43:00 AM	4.5	39.0
10/22/2015 2:44:00 AM	4.6	39.6
10/22/2015 2:45:00 AM	4.5	39.5
10/22/2015 2:46:00 AM	4.4	39.7
10/22/2015 2:47:00 AM	4.8	40.1



10/22/2015 2:48:00 AM	5.0	40.8
10/22/2015 2:49:00 AM	4.7	41.6
10/22/2015 2:50:00 AM	4.9	41.0
10/22/2015 2:51:00 AM	4.2	39.4
10/22/2015 2:52:00 AM	4.3	38.9
10/22/2015 2:53:00 AM	4.9	41.6
10/22/2015 2:54:00 AM	4.7	41.2
10/22/2015 2:55:00 AM	5.9	47.1
10/22/2015 2:56:00 AM	5.0	40.7
10/22/2015 2:57:00 AM	4.6	41.4
10/22/2015 2:58:00 AM	5.1	42.3
10/22/2015 2:59:00 AM	5.2	40.7
10/22/2015 3:00:00 AM	5.8	44.7
10/22/2015 3:01:00 AM	5.9	45.5
10/22/2015 3:02:00 AM	5.6	45.8
10/22/2015 3:03:00 AM	6.4	47.0
10/22/2015 3:04:00 AM	6.2	46.9
10/22/2015 3:05:00 AM	5.8	45.5
10/22/2015 3:06:00 AM	6.4	46.8
10/22/2015 3:07:00 AM	6.3	47.7
10/22/2015 3:08:00 AM	6.4	45.6
10/22/2015 3:09:00 AM	6.0	46.7
10/22/2015 3:10:00 AM	6.2	45.7
10/22/2015 3:11:00 AM	5.5	44.2
10/22/2015 3:12:00 AM	5.9	46.9
10/22/2015 3:13:00 AM	6.0	47.4
10/22/2015 3:14:00 AM	5.4	44.7
10/22/2015 3:15:00 AM	5.8	44.9
10/22/2015 3:16:00 AM	5.2	42.5
10/22/2015 3:17:00 AM	6.1	45.8
10/22/2015 3:18:00 AM	5.4	43.1
10/22/2015 3:19:00 AM	5.5	42.9
10/22/2015 3:20:00 AM	5.5	44.6
10/22/2015 3:21:00 AM	5.7	44.8
10/22/2015 3:22:00 AM	5.5	44.2
10/22/2015 3:23:00 AM	6.0	45.4
10/22/2015 3:24:00 AM	5.4	41.8
10/22/2015 3:25:00 AM	4.9	40.3
10/22/2015 3:26:00 AM	4.9	41.4
10/22/2015 3:27:00 AM	5.2	42.8
10/22/2015 3:28:00 AM	5.6	44.1
10/22/2015 3:29:00 AM	5.0	42.2
10/22/2015 3:30:00 AM	5.2	42.3
10/22/2015 3:31:00 AM	5.5	42.7
10/22/2015 3:32:00 AM	5.4	44.2
10/22/2015 3:33:00 AM	5.6	43.5
10/22/2015 3:34:00 AM	4.8	41.0
10/22/2015 3:35:00 AM	5.3	43.7
10/22/2015 3:36:00 AM	5.7	44.0
10/22/2015 3:37:00 AM	5.3	42.8
10/22/2015 3:38:00 AM	5.1	41.2
10/22/2015 3:39:00 AM	5.0	40.7
10/22/2015 3:40:00 AM	4.9	42.0
10/22/2015 3:41:00 AM	4.8	40.5
10/22/2015 3:42:00 AM	4.8	42.1

10/22/2015 3:43:00 AM	4.7	40.5
10/22/2015 3:44:00 AM	4.6	39.0
10/22/2015 3:45:00 AM	4.8	40.0
10/22/2015 3:46:00 AM	4.7	39.7
10/22/2015 3:47:00 AM	5.1	43.3
10/22/2015 3:48:00 AM	5.2	40.4
10/22/2015 3:49:00 AM	4.8	41.9
10/22/2015 3:50:00 AM	5.6	49.6
10/22/2015 3:51:00 AM	6.3	47.4
10/22/2015 3:52:00 AM	5.7	45.0
10/22/2015 3:53:00 AM	5.5	44.1
10/22/2015 3:54:00 AM	5.8	47.3
10/22/2015 3:55:00 AM	5.0	40.7
10/22/2015 3:56:00 AM	4.9	42.0
10/22/2015 3:57:00 AM	4.7	40.3
10/22/2015 3:58:00 AM	4.7	42.5
10/22/2015 3:59:00 AM	4.9	40.1
10/22/2015 4:00:00 AM	4.1	38.5
10/22/2015 4:01:00 AM	4.5	39.2
10/22/2015 4:02:00 AM	4.2	39.2
10/22/2015 4:03:00 AM	4.4	39.5
10/22/2015 4:04:00 AM	4.5	40.1
10/22/2015 4:05:00 AM	4.8	39.6
10/22/2015 4:06:00 AM	4.2	38.7
10/22/2015 4:07:00 AM	4.5	38.9
10/22/2015 4:08:00 AM	4.3	39.1
10/22/2015 4:09:00 AM	4.6	40.1
10/22/2015 4:10:00 AM	5.0	41.9
10/22/2015 4:13:00 AM	4.4	38.7
10/22/2015 4:14:00 AM	4.1	38.9
10/22/2015 4:15:00 AM	4.2	38.1
10/22/2015 4:16:00 AM	4.1	37.8
10/22/2015 4:17:00 AM	3.7	38.3
10/22/2015 4:18:00 AM	3.6	37.1
10/22/2015 4:19:00 AM	4.3	38.5
10/22/2015 4:20:00 AM	3.8	37.8
10/22/2015 4:22:00 AM	3.8	37.7
10/22/2015 4:23:00 AM	3.7	37.5
10/22/2015 4:24:00 AM	3.9	37.8
10/22/2015 4:25:00 AM	4.1	39.1
10/22/2015 4:26:00 AM	4.7	39.6
10/22/2015 4:27:00 AM	4.4	39.8
10/22/2015 4:28:00 AM	4.5	38.7
10/22/2015 4:29:00 AM	4.3	37.7
10/22/2015 4:30:00 AM	4.0	37.6
10/22/2015 4:31:00 AM	4.0	38.2
10/22/2015 4:32:00 AM	3.7	37.0
10/22/2015 4:33:00 AM	3.9	37.5
10/22/2015 4:34:00 AM	4.0	38.7
10/22/2015 4:35:00 AM	4.0	37.4
10/22/2015 4:36:00 AM	3.9	37.0
10/22/2015 4:37:00 AM	4.1	38.0
10/22/2015 4:38:00 AM	4.2	37.7
10/22/2015 4:39:00 AM	4.3	39.2
10/22/2015 4:40:00 AM	4.2	39.5

10/22/2015 4:41:00 AM	4.3	37.5
10/22/2015 4:42:00 AM	4.3	38.2
10/22/2015 4:43:00 AM	4.1	37.3
10/22/2015 4:44:00 AM	4.1	38.4
10/22/2015 4:45:00 AM	4.4	40.1
10/22/2015 4:46:00 AM	4.9	40.2
10/22/2015 4:47:00 AM	4.4	39.1
10/22/2015 4:48:00 AM	4.7	39.6
10/22/2015 4:49:00 AM	4.9	40.1
10/22/2015 4:50:00 AM	4.4	43.5
10/22/2015 4:52:00 AM	4.6	52.8
10/22/2015 4:53:00 AM	4.4	38.0
10/22/2015 4:54:00 AM	4.7	40.7
10/22/2015 4:55:00 AM	4.5	40.1
10/22/2015 4:56:00 AM	4.6	42.8
10/22/2015 4:58:00 AM	4.9	41.0
10/22/2015 4:59:00 AM	4.4	39.2
10/23/2015 10:00:00 PM	4.9	43.3
10/23/2015 10:05:00 PM	4.9	45.4
10/23/2015 10:07:00 PM	5.4	52.8
10/23/2015 10:09:00 PM	5.2	45.6
10/23/2015 10:10:00 PM	5.1	50.9
10/23/2015 10:11:00 PM	5.7	51.6
10/23/2015 10:12:00 PM	4.1	43.3
10/23/2015 10:17:00 PM	5.3	47.8
10/23/2015 10:19:00 PM	4.8	44.4
10/23/2015 10:20:00 PM	5.2	47.0
10/23/2015 10:24:00 PM	4.6	44.2
10/23/2015 10:25:00 PM	5.4	47.5
10/23/2015 10:26:00 PM	6.0	49.7
10/23/2015 10:27:00 PM	5.3	46.1
10/23/2015 10:29:00 PM	5.9	54.8
10/23/2015 10:30:00 PM	6.8	53.3
10/23/2015 10:31:00 PM	5.6	53.0
10/23/2015 10:32:00 PM	6.0	50.4
10/23/2015 10:33:00 PM	6.2	50.8
10/23/2015 10:34:00 PM	5.6	47.7
10/23/2015 10:35:00 PM	5.7	49.0
10/23/2015 10:38:00 PM	6.1	51.9
10/23/2015 10:44:00 PM	6.2	50.9
10/23/2015 10:46:00 PM	6.0	50.2
10/23/2015 10:50:00 PM	6.5	53.4
10/23/2015 10:51:00 PM	6.6	53.6
10/23/2015 10:52:00 PM	6.7	52.5
10/23/2015 10:53:00 PM	6.3	54.7
10/23/2015 10:55:00 PM	6.4	52.2
10/23/2015 10:56:00 PM	6.9	54.9
10/23/2015 10:57:00 PM	6.5	53.8
10/23/2015 10:59:00 PM	7.1	53.5
10/23/2015 11:00:00 PM	6.4	51.2
10/23/2015 11:10:00 PM	6.5	55.2
10/23/2015 11:11:00 PM	6.6	54.2
10/23/2015 11:17:00 PM	6.6	52.9
10/23/2015 11:19:00 PM	6.1	49.7
10/23/2015 11:20:00 PM	6.3	52.0

10/23/2015 11:25:00 PM	6.0	52.8
10/23/2015 11:29:00 PM	7.1	54.4
10/23/2015 11:30:00 PM	7.1	55.5
10/23/2015 11:38:00 PM	6.5	51.7
10/23/2015 11:40:00 PM	6.3	52.0
10/23/2015 11:41:00 PM	6.7	53.5
10/23/2015 11:42:00 PM	6.5	52.0
10/23/2015 11:43:00 PM	5.3	46.8
10/23/2015 11:44:00 PM	5.1	46.6
10/23/2015 11:45:00 PM	6.5	51.2
10/23/2015 11:46:00 PM	5.2	46.6
10/23/2015 11:49:00 PM	4.5	50.6
10/23/2015 11:53:00 PM	6.2	50.1
10/23/2015 11:56:00 PM	4.9	47.2
10/23/2015 11:57:00 PM	5.0	44.0
10/23/2015 11:59:00 PM	4.6	44.7
10/24/2015 12:00:00 AM	5.3	46.9
10/24/2015 12:01:00 AM	5.2	47.1
10/24/2015 12:04:00 AM	5.1	45.2
10/24/2015 12:06:00 AM	5.4	48.2
10/24/2015 12:07:00 AM	6.3	49.8
10/24/2015 12:09:00 AM	5.6	53.0
10/24/2015 12:10:00 AM	5.0	46.1
10/24/2015 12:11:00 AM	5.7	48.1
10/24/2015 12:13:00 AM	6.2	50.9
10/24/2015 12:16:00 AM	6.1	50.8
10/24/2015 12:17:00 AM	6.0	54.6
10/24/2015 12:18:00 AM	5.4	50.8
10/24/2015 12:20:00 AM	6.6	53.7
10/24/2015 12:23:00 AM	6.4	50.1
10/24/2015 12:25:00 AM	5.0	46.3
10/24/2015 12:29:00 AM	5.8	50.2
10/24/2015 12:30:00 AM	6.1	50.1
10/24/2015 12:31:00 AM	5.8	48.0
10/24/2015 12:32:00 AM	5.2	46.6
10/24/2015 12:33:00 AM	5.4	48.0
10/24/2015 12:34:00 AM	5.6	47.1
10/24/2015 12:35:00 AM	5.0	46.2
10/24/2015 12:36:00 AM	5.1	45.7
10/24/2015 12:37:00 AM	5.9	48.3
10/24/2015 12:38:00 AM	4.8	44.0
10/24/2015 12:39:00 AM	5.3	48.0
10/24/2015 12:40:00 AM	5.4	48.5
10/24/2015 12:42:00 AM	5.1	45.0
10/24/2015 12:43:00 AM	5.5	48.5
10/24/2015 12:44:00 AM	5.4	48.5
10/24/2015 12:45:00 AM	7.0	56.5
10/24/2015 12:46:00 AM	5.2	46.9
10/24/2015 12:53:00 AM	5.8	48.1
10/24/2015 12:56:00 AM	5.2	45.2
10/24/2015 12:57:00 AM	5.7	49.6
10/24/2015 1:01:00 AM	5.8	47.5
10/24/2015 1:02:00 AM	6.2	48.0
10/24/2015 1:04:00 AM	5.5	47.6
10/24/2015 1:06:00 AM	4.9	46.1

10/24/2015 1:07:00 AM	5.1	45.2
10/24/2015 1:09:00 AM	5.6	52.8
10/24/2015 1:10:00 AM	5.0	45.5
10/24/2015 1:11:00 AM	5.8	49.3
10/24/2015 1:14:00 AM	5.7	47.4
10/24/2015 1:16:00 AM	5.1	43.6
10/24/2015 1:17:00 AM	4.9	44.1
10/24/2015 1:18:00 AM	5.1	48.7
10/24/2015 1:19:00 AM	6.1	49.6
10/24/2015 1:20:00 AM	6.7	54.0
10/24/2015 1:23:00 AM	5.8	49.9
10/24/2015 1:24:00 AM	6.3	50.8
10/24/2015 1:25:00 AM	6.5	51.3
10/24/2015 1:26:00 AM	5.9	48.5
10/24/2015 1:27:00 AM	5.9	49.0
10/24/2015 1:29:00 AM	5.6	48.1
10/24/2015 1:30:00 AM	6.0	50.3
10/24/2015 1:31:00 AM	5.7	54.1
10/24/2015 1:32:00 AM	5.0	45.2
10/24/2015 1:33:00 AM	4.6	42.8
10/24/2015 1:34:00 AM	4.0	41.2
10/24/2015 1:35:00 AM	5.5	47.3
10/24/2015 1:36:00 AM	4.9	43.2
10/24/2015 1:37:00 AM	5.0	46.0
10/24/2015 1:38:00 AM	4.7	42.7
10/24/2015 1:40:00 AM	6.0	48.8
10/24/2015 1:43:00 AM	5.1	45.6
10/24/2015 1:44:00 AM	5.4	46.0
10/24/2015 1:45:00 AM	5.1	46.5
10/24/2015 1:46:00 AM	4.9	45.4
10/24/2015 1:52:00 AM	5.3	46.3
10/24/2015 1:53:00 AM	5.4	46.3
10/24/2015 1:54:00 AM	5.4	45.1
10/24/2015 1:57:00 AM	4.9	43.4
10/24/2015 1:58:00 AM	5.1	47.8
10/24/2015 2:01:00 AM	4.7	43.6
10/24/2015 2:02:00 AM	4.8	45.5
10/24/2015 2:04:00 AM	4.7	43.0
10/24/2015 2:05:00 AM	5.1	45.7
10/24/2015 3:20:00 AM	3.9	38.2
10/24/2015 3:21:00 AM	4.4	41.9
10/24/2015 3:22:00 AM	4.5	41.3
10/24/2015 3:23:00 AM	3.8	38.7
10/24/2015 3:24:00 AM	4.4	42.3
10/24/2015 10:02:00 PM	6.7	48.8
10/24/2015 10:03:00 PM	6.7	56.6
10/24/2015 10:04:00 PM	7.5	53.3
10/24/2015 10:05:00 PM	6.9	50.5
10/24/2015 10:07:00 PM	6.0	51.3
10/24/2015 10:08:00 PM	5.6	54.8
10/24/2015 10:10:00 PM	5.3	44.9
10/24/2015 10:12:00 PM	5.0	48.6
10/24/2015 10:14:00 PM	6.2	47.6
10/24/2015 10:15:00 PM	5.5	47.3
10/24/2015 10:17:00 PM	5.6	50.9

10/24/2015 10:18:00 PM	6.0	47.3
10/24/2015 10:19:00 PM	6.0	47.9
10/24/2015 10:20:00 PM	6.5	56.1
10/24/2015 10:23:00 PM	6.6	55.3
10/24/2015 10:24:00 PM	6.8	51.7
10/24/2015 10:25:00 PM	6.7	51.9
10/24/2015 10:26:00 PM	7.1	50.8
10/24/2015 10:27:00 PM	6.4	50.2
10/24/2015 10:29:00 PM	6.3	49.8
10/24/2015 10:30:00 PM	6.8	51.3
10/24/2015 10:35:00 PM	6.3	48.7
10/24/2015 10:36:00 PM	6.1	47.3
10/24/2015 10:37:00 PM	6.5	49.6
10/24/2015 10:39:00 PM	6.3	48.5
10/24/2015 10:40:00 PM	6.7	49.0
10/24/2015 10:41:00 PM	6.1	49.4
10/24/2015 10:42:00 PM	5.6	46.6
10/24/2015 10:43:00 PM	5.5	47.0
10/24/2015 10:44:00 PM	5.9	46.8
10/24/2015 10:45:00 PM	5.8	49.0
10/24/2015 10:46:00 PM	6.6	49.7
10/24/2015 10:48:00 PM	6.8	50.3
10/24/2015 10:50:00 PM	6.3	49.4
10/24/2015 10:51:00 PM	6.0	49.3
10/24/2015 10:52:00 PM	6.9	55.5
10/24/2015 10:53:00 PM	7.0	53.2
10/24/2015 10:55:00 PM	7.2	51.3
10/24/2015 10:57:00 PM	7.3	52.8
10/24/2015 10:59:00 PM	7.3	50.0
10/24/2015 11:05:00 PM	7.3	51.7
10/24/2015 11:10:00 PM	6.7	52.3
10/24/2015 11:12:00 PM	7.2	53.7
10/24/2015 11:14:00 PM	7.3	53.8
10/24/2015 11:31:00 PM	7.4	55.4
10/24/2015 11:32:00 PM	4.7	50.4
10/24/2015 11:35:00 PM	4.8	49.7
10/24/2015 11:37:00 PM	5.8	50.1
10/24/2015 11:39:00 PM	5.7	48.4
10/24/2015 11:40:00 PM	6.3	48.0
10/24/2015 11:41:00 PM	5.3	47.1
10/24/2015 11:43:00 PM	5.0	44.8
10/24/2015 11:46:00 PM	6.6	51.8
10/24/2015 11:48:00 PM	5.6	46.7
10/24/2015 11:49:00 PM	3.9	49.8
10/24/2015 11:51:00 PM	4.6	48.6
10/24/2015 11:55:00 PM	4.2	45.7
10/24/2015 11:57:00 PM	5.0	45.3
10/24/2015 11:59:00 PM	5.4	49.7
10/25/2015 12:00:00 AM	5.6	50.7
10/25/2015 12:03:00 AM	3.9	48.0
10/25/2015 12:07:00 AM	3.8	44.7
10/25/2015 12:08:00 AM	4.4	45.7
10/25/2015 12:12:00 AM	4.9	46.9
10/25/2015 12:13:00 AM	4.7	44.7
10/25/2015 12:14:00 AM	4.8	48.1

10/25/2015 12:15:00 AM	3.9	44.5
10/25/2015 12:16:00 AM	3.8	45.1
10/25/2015 12:17:00 AM	5.2	46.5
10/25/2015 12:18:00 AM	4.6	46.1
10/25/2015 12:19:00 AM	4.9	48.1
10/25/2015 12:24:00 AM	6.4	51.9
10/25/2015 12:28:00 AM	4.9	50.2
10/25/2015 12:29:00 AM	6.2	49.0
10/25/2015 12:30:00 AM	5.5	48.3
10/25/2015 12:31:00 AM	4.4	45.8
10/25/2015 12:36:00 AM	4.1	47.9
10/25/2015 12:38:00 AM	5.6	46.9
10/25/2015 12:39:00 AM	4.2	45.5
10/25/2015 12:44:00 AM	5.7	50.7
10/25/2015 12:45:00 AM	4.3	45.8
10/25/2015 12:53:00 AM	5.1	44.6
10/25/2015 12:54:00 AM	5.0	47.6
10/25/2015 12:55:00 AM	4.5	44.2
10/25/2015 12:56:00 AM	4.4	45.1
10/25/2015 12:57:00 AM	5.1	45.3
10/25/2015 12:58:00 AM	4.4	45.5
10/25/2015 12:59:00 AM	4.7	45.7
10/25/2015 1:00:00 AM	4.0	43.2
10/25/2015 1:01:00 AM	5.1	46.7
10/25/2015 1:03:00 AM	5.2	46.2
10/25/2015 1:04:00 AM	4.2	43.7
10/25/2015 1:05:00 AM	4.1	42.9
10/25/2015 1:07:00 AM	4.8	44.4
10/25/2015 1:08:00 AM	4.8	49.8
10/25/2015 1:10:00 AM	3.8	43.8
10/25/2015 1:12:00 AM	5.3	46.9
10/25/2015 1:13:00 AM	4.6	45.0
10/25/2015 1:15:00 AM	6.2	49.8
10/25/2015 1:18:00 AM	4.5	43.8
10/25/2015 1:19:00 AM	3.7	43.9
10/25/2015 1:22:00 AM	3.7	42.5
10/25/2015 1:27:00 AM	4.5	43.2
10/25/2015 1:28:00 AM	4.9	47.3
10/25/2015 1:29:00 AM	3.9	44.9
10/25/2015 1:30:00 AM	4.2	45.7
10/25/2015 1:32:00 AM	5.5	46.0
10/25/2015 1:34:00 AM	6.6	49.9
10/25/2015 1:35:00 AM	5.2	45.4
10/25/2015 1:37:00 AM	4.1	46.0
10/25/2015 1:44:00 AM	5.1	45.7
10/25/2015 1:47:00 AM	6.1	49.4
10/25/2015 1:50:00 AM	5.1	49.9
10/25/2015 1:52:00 AM	5.3	49.3
10/25/2015 1:55:00 AM	6.2	51.1
10/25/2015 1:57:00 AM	6.0	50.4
10/25/2015 1:58:00 AM	6.0	50.5
10/25/2015 1:59:00 AM	5.4	48.5
10/25/2015 2:04:00 AM	5.0	47.1
10/25/2015 2:06:00 AM	6.7	50.8
10/25/2015 2:11:00 AM	7.0	54.1

10/25/2015 2:13:00 AM	7.4	53.6
10/25/2015 2:15:00 AM	5.2	48.6
10/25/2015 2:18:00 AM	4.1	47.9
10/25/2015 2:19:00 AM	4.0	45.5
10/25/2015 2:20:00 AM	5.1	49.5
10/25/2015 2:21:00 AM	5.1	48.0
10/25/2015 2:22:00 AM	4.5	45.6
10/25/2015 2:24:00 AM	5.5	51.0
10/25/2015 2:25:00 AM	4.7	44.8
10/25/2015 2:27:00 AM	5.3	49.0
10/25/2015 2:28:00 AM	4.5	46.3
10/25/2015 2:29:00 AM	3.7	43.7
10/25/2015 2:32:00 AM	4.6	44.2
10/25/2015 2:33:00 AM	3.9	42.8
10/25/2015 2:35:00 AM	3.9	45.9
10/25/2015 2:38:00 AM	5.7	51.7
10/25/2015 2:40:00 AM	4.9	46.7
10/25/2015 2:41:00 AM	4.3	44.2
10/25/2015 2:42:00 AM	5.4	47.9
10/25/2015 2:43:00 AM	4.7	45.5
10/25/2015 2:46:00 AM	6.4	52.9
10/25/2015 2:48:00 AM	4.5	46.1
10/25/2015 2:50:00 AM	4.1	43.7
10/25/2015 2:52:00 AM	5.1	44.5
10/25/2015 2:53:00 AM	4.8	46.0
10/25/2015 2:54:00 AM	4.1	47.0
10/25/2015 3:01:00 AM	7.2	55.0
10/25/2015 3:02:00 AM	6.3	49.6
10/25/2015 3:03:00 AM	4.6	43.8
10/25/2015 3:05:00 AM	4.9	45.0
10/25/2015 3:07:00 AM	3.9	44.7
10/25/2015 3:08:00 AM	4.6	44.8
10/25/2015 3:09:00 AM	3.9	43.1
10/25/2015 3:10:00 AM	3.7	44.1
10/25/2015 3:14:00 AM	4.2	44.1
10/25/2015 3:17:00 AM	3.8	43.6
10/25/2015 3:19:00 AM	3.8	42.6
10/25/2015 3:20:00 AM	3.7	42.0
10/25/2015 3:24:00 AM	4.6	46.1
10/25/2015 3:27:00 AM	5.5	48.0
10/25/2015 3:28:00 AM	5.2	45.8
10/25/2015 3:29:00 AM	4.0	44.9
10/25/2015 3:31:00 AM	5.0	46.2
10/25/2015 3:32:00 AM	4.7	44.5
10/25/2015 3:35:00 AM	5.8	49.3
10/25/2015 3:36:00 AM	5.0	44.5
10/25/2015 3:37:00 AM	4.5	47.1
10/25/2015 3:38:00 AM	4.3	45.2
10/25/2015 3:39:00 AM	5.0	47.0
10/25/2015 3:40:00 AM	4.1	45.0
10/25/2015 3:45:00 AM	4.8	46.9
10/25/2015 3:46:00 AM	5.0	46.5
10/25/2015 3:47:00 AM	4.5	43.4
10/25/2015 3:48:00 AM	5.4	45.5
10/25/2015 3:49:00 AM	4.6	43.7



10/25/2015 3:50:00 AM	4.0	41.9
10/25/2015 3:51:00 AM	5.0	45.3
10/25/2015 3:54:00 AM	4.9	46.1
10/25/2015 3:55:00 AM	5.6	45.8
10/25/2015 3:56:00 AM	5.6	49.8
10/25/2015 3:58:00 AM	5.4	46.4
10/25/2015 4:00:00 AM	5.6	46.8
10/25/2015 4:03:00 AM	5.3	46.0
10/25/2015 4:04:00 AM	6.0	49.8
10/25/2015 4:06:00 AM	4.5	43.0
10/25/2015 4:07:00 AM	5.1	45.6
10/25/2015 4:08:00 AM	4.2	43.0
10/25/2015 4:09:00 AM	4.3	41.5
10/25/2015 4:12:00 AM	6.2	49.2
10/25/2015 4:13:00 AM	5.0	45.5
10/25/2015 4:16:00 AM	5.5	46.3
10/25/2015 4:17:00 AM	4.7	44.9
10/25/2015 4:21:00 AM	4.6	45.0
10/25/2015 4:22:00 AM	4.4	43.2
10/25/2015 4:23:00 AM	4.1	41.8
10/25/2015 4:25:00 AM	5.3	49.7
10/25/2015 4:26:00 AM	6.2	49.3
10/25/2015 4:27:00 AM	4.3	45.8
10/25/2015 4:28:00 AM	3.7	43.4
10/25/2015 4:29:00 AM	3.9	41.9
10/25/2015 4:30:00 AM	4.7	43.8
10/25/2015 4:31:00 AM	4.8	43.8
10/25/2015 4:32:00 AM	4.0	43.9
10/25/2015 4:35:00 AM	5.2	43.8
10/25/2015 4:36:00 AM	4.6	43.9
10/25/2015 4:37:00 AM	3.7	41.5
10/25/2015 4:38:00 AM	5.7	48.6
10/25/2015 4:39:00 AM	6.1	47.6
10/25/2015 4:40:00 AM	3.6	40.4
10/25/2015 4:41:00 AM	4.2	45.5
10/25/2015 4:42:00 AM	4.1	41.2
10/25/2015 4:43:00 AM	5.5	47.7
10/25/2015 4:45:00 AM	4.9	50.0
10/25/2015 4:48:00 AM	5.0	44.2
10/25/2015 4:49:00 AM	5.1	51.8
10/25/2015 4:50:00 AM	4.7	44.5
10/25/2015 4:51:00 AM	3.9	42.1
10/25/2015 4:52:00 AM	3.6	40.2
10/25/2015 4:54:00 AM	4.1	46.1
10/25/2015 4:56:00 AM	5.5	45.7
10/25/2015 4:57:00 AM	5.4	46.8
10/25/2015 4:58:00 AM	4.4	43.3
10/25/2015 4:59:00 AM	3.8	40.8
10/28/2015 10:00:00 PM	6.6	51.2
10/28/2015 11:02:00 PM	5.5	42.3
10/28/2015 11:03:00 PM	6.1	47.0
10/28/2015 11:04:00 PM	6.0	45.8
10/28/2015 11:05:00 PM	5.9	49.3
10/28/2015 11:06:00 PM	7.0	50.9
10/28/2015 11:08:00 PM	5.8	46.7

10/28/2015 11:09:00 PM	5.6	44.8
10/28/2015 11:10:00 PM	5.8	54.7
10/28/2015 11:11:00 PM	5.6	45.7
10/28/2015 11:14:00 PM	5.8	46.1
10/28/2015 11:16:00 PM	6.1	54.5
10/28/2015 11:17:00 PM	6.1	50.6
10/28/2015 11:22:00 PM	7.4	53.8
10/28/2015 11:27:00 PM	7.2	50.0
10/28/2015 11:34:00 PM	6.6	47.6
10/28/2015 11:35:00 PM	7.2	54.1
10/28/2015 11:36:00 PM	6.9	50.7
10/28/2015 11:37:00 PM	6.5	49.4
10/28/2015 11:38:00 PM	6.6	48.0
10/28/2015 11:39:00 PM	6.1	45.1
10/28/2015 11:40:00 PM	6.6	48.5
10/28/2015 11:41:00 PM	6.2	46.9
10/28/2015 11:42:00 PM	6.0	44.8
10/28/2015 11:43:00 PM	5.8	44.7
10/28/2015 11:44:00 PM	6.4	50.3
10/28/2015 11:45:00 PM	6.4	46.8
10/28/2015 11:46:00 PM	5.7	45.8
10/28/2015 11:48:00 PM	7.0	50.3
10/28/2015 11:50:00 PM	5.2	41.8
10/28/2015 11:51:00 PM	5.3	45.9
10/28/2015 11:52:00 PM	5.9	46.6
10/28/2015 11:53:00 PM	6.0	47.0
10/28/2015 11:54:00 PM	6.6	47.4
10/28/2015 11:55:00 PM	7.2	52.1
10/28/2015 11:56:00 PM	7.2	50.0
10/28/2015 11:57:00 PM	5.1	43.9
10/28/2015 11:58:00 PM	6.0	47.7
10/29/2015 12:01:00 AM	6.5	47.2
10/29/2015 12:02:00 AM	6.5	49.9
10/29/2015 12:05:00 AM	7.3	51.5
10/29/2015 12:06:00 AM	6.9	50.9
10/29/2015 12:09:00 AM	6.3	48.3
10/29/2015 12:10:00 AM	7.3	53.4
10/29/2015 12:12:00 AM	7.4	53.5
10/29/2015 12:14:00 AM	6.8	50.2
10/29/2015 12:16:00 AM	7.4	51.4
10/29/2015 12:17:00 AM	7.2	50.7
10/29/2015 12:18:00 AM	6.1	49.0
10/29/2015 12:19:00 AM	6.5	50.5
10/29/2015 12:21:00 AM	7.4	54.1
10/29/2015 12:24:00 AM	7.0	51.3
10/29/2015 12:25:00 AM	6.0	46.8
10/29/2015 12:26:00 AM	6.8	49.6
10/29/2015 12:27:00 AM	6.6	52.3
10/29/2015 12:29:00 AM	6.5	48.5
10/29/2015 12:30:00 AM	6.8	49.3
10/29/2015 12:31:00 AM	6.0	46.0
10/29/2015 12:33:00 AM	5.6	49.9
10/29/2015 12:34:00 AM	5.6	43.6
10/29/2015 12:35:00 AM	4.7	41.9
10/29/2015 12:36:00 AM	5.7	45.7

10/29/2015 12:37:00 AM	5.8	46.9
10/29/2015 12:38:00 AM	5.4	45.1
10/29/2015 12:39:00 AM	4.3	40.8
10/29/2015 12:40:00 AM	5.1	43.0
10/29/2015 12:41:00 AM	4.9	41.0
10/29/2015 12:42:00 AM	4.8	42.3
10/29/2015 12:43:00 AM	5.3	43.5
10/29/2015 12:44:00 AM	4.7	41.5
10/29/2015 12:45:00 AM	4.7	41.3
10/29/2015 12:46:00 AM	5.3	44.2
10/29/2015 12:48:00 AM	5.1	40.3
10/29/2015 12:49:00 AM	5.7	45.2
10/29/2015 12:50:00 AM	5.4	45.1
10/29/2015 12:51:00 AM	6.0	46.8
10/29/2015 12:52:00 AM	5.1	42.3
10/29/2015 12:53:00 AM	5.1	41.6
10/29/2015 12:54:00 AM	5.3	44.8
10/29/2015 12:55:00 AM	6.1	48.0
10/29/2015 12:56:00 AM	5.8	45.3
10/29/2015 12:57:00 AM	5.4	43.2
10/29/2015 12:58:00 AM	5.4	42.9
10/29/2015 12:59:00 AM	5.0	42.5
10/29/2015 1:00:00 AM	5.7	46.5
10/29/2015 1:01:00 AM	5.4	45.3
10/29/2015 1:02:00 AM	4.8	42.4
10/29/2015 1:03:00 AM	5.4	46.3
10/29/2015 1:05:00 AM	5.1	42.5
10/29/2015 1:06:00 AM	6.1	48.0
10/29/2015 1:07:00 AM	5.4	44.8
10/29/2015 1:09:00 AM	5.8	46.0
10/29/2015 1:10:00 AM	5.8	46.0
10/29/2015 1:11:00 AM	5.9	46.0
10/29/2015 1:12:00 AM	5.4	43.6
10/29/2015 4:20:00 AM	5.6	46.2
10/29/2015 4:21:00 AM	5.8	47.2
10/29/2015 4:22:00 AM	5.5	45.1
10/29/2015 4:23:00 AM	5.8	47.1
10/29/2015 4:24:00 AM	6.7	51.3
10/29/2015 4:25:00 AM	5.7	45.8
10/29/2015 4:26:00 AM	6.2	49.2
10/29/2015 4:27:00 AM	6.1	47.6
10/29/2015 4:28:00 AM	6.2	47.8
10/29/2015 4:29:00 AM	5.7	46.7
10/29/2015 4:30:00 AM	6.2	48.9
10/29/2015 4:31:00 AM	5.0	43.0
10/29/2015 4:32:00 AM	5.3	46.4
10/29/2015 4:33:00 AM	5.2	44.1
10/29/2015 4:34:00 AM	4.8	42.1
10/29/2015 4:35:00 AM	4.8	42.3
10/29/2015 4:36:00 AM	4.6	41.5
10/29/2015 4:37:00 AM	4.2	39.9
10/29/2015 4:38:00 AM	3.9	39.7
10/29/2015 4:39:00 AM	5.3	43.6
10/29/2015 4:40:00 AM	5.5	44.3
10/29/2015 4:41:00 AM	5.0	42.7

10/29/2015 4:42:00 AM	5.5	45.9
10/29/2015 4:43:00 AM	6.0	48.1
10/29/2015 4:45:00 AM	5.2	43.2
10/29/2015 4:46:00 AM	4.7	41.3
10/29/2015 4:47:00 AM	4.8	41.8
10/29/2015 4:48:00 AM	4.4	39.9
10/29/2015 4:49:00 AM	4.8	42.1
10/29/2015 4:50:00 AM	4.8	42.3
10/29/2015 4:51:00 AM	5.2	43.9
10/29/2015 4:52:00 AM	5.2	44.2
10/29/2015 4:53:00 AM	4.5	40.4
10/29/2015 4:54:00 AM	5.1	44.3
10/29/2015 4:55:00 AM	5.4	45.3
10/29/2015 4:56:00 AM	5.2	43.3
10/29/2015 4:57:00 AM	5.6	45.0
10/29/2015 4:58:00 AM	6.1	46.7
10/29/2015 4:59:00 AM	6.4	49.3
10/29/2015 10:00:00 PM	7.4	53.9
10/29/2015 10:05:00 PM	7.3	52.8
10/29/2015 10:06:00 PM	7.4	54.2
10/29/2015 10:19:00 PM	6.8	49.7
10/29/2015 10:20:00 PM	5.9	50.7
10/29/2015 10:22:00 PM	6.8	50.3
10/29/2015 10:23:00 PM	7.2	48.9
10/29/2015 10:32:00 PM	6.5	50.9
10/29/2015 10:34:00 PM	7.4	51.5
10/29/2015 10:35:00 PM	7.0	51.0
10/29/2015 10:36:00 PM	7.0	52.0
10/29/2015 10:37:00 PM	6.5	51.2
10/29/2015 10:41:00 PM	6.5	51.6
10/29/2015 10:42:00 PM	7.5	53.2
10/29/2015 10:46:00 PM	7.2	56.0
10/29/2015 10:48:00 PM	7.5	52.7
10/29/2015 10:49:00 PM	7.3	51.3
10/29/2015 11:05:00 PM	6.7	46.6
10/30/2015 1:06:00 AM	5.8	47.3
10/30/2015 1:07:00 AM	4.9	44.5
10/30/2015 1:08:00 AM	4.1	41.8
10/30/2015 1:09:00 AM	5.2	44.3
10/30/2015 1:10:00 AM	5.0	45.2
10/30/2015 1:11:00 AM	4.7	42.5
10/30/2015 1:12:00 AM	4.3	42.4
10/30/2015 1:13:00 AM	3.7	40.8
10/30/2015 1:16:00 AM	4.2	39.3
10/30/2015 1:17:00 AM	4.0	42.9
10/30/2015 1:18:00 AM	3.5	42.9
10/30/2015 1:19:00 AM	3.8	40.4
10/30/2015 1:20:00 AM	4.2	40.3
10/30/2015 1:23:00 AM	3.9	39.8
10/30/2015 1:26:00 AM	3.5	39.4
10/30/2015 1:27:00 AM	3.9	39.9
10/30/2015 1:31:00 AM	5.3	45.9
10/30/2015 1:34:00 AM	3.9	42.5
10/30/2015 1:36:00 AM	4.1	41.4
10/30/2015 1:37:00 AM	4.0	40.7

10/30/2015 1:39:00 AM	4.6	43.0
10/30/2015 1:40:00 AM	5.5	45.0
10/30/2015 1:42:00 AM	3.8	41.4
10/30/2015 1:43:00 AM	4.6	42.5
10/30/2015 1:44:00 AM	5.4	46.2
10/30/2015 1:45:00 AM	4.9	42.6
10/30/2015 1:46:00 AM	4.9	44.2
10/30/2015 1:49:00 AM	4.0	41.2
10/30/2015 1:50:00 AM	4.4	43.3
10/30/2015 1:51:00 AM	3.8	39.9
10/30/2015 1:52:00 AM	3.8	40.3
10/30/2015 1:53:00 AM	3.8	41.0
10/30/2015 1:54:00 AM	4.0	44.0
10/30/2015 1:55:00 AM	5.0	44.9
10/30/2015 1:56:00 AM	4.8	44.5
10/30/2015 1:57:00 AM	4.1	40.6
10/30/2015 1:58:00 AM	4.8	40.8
10/30/2015 1:59:00 AM	4.2	41.7
10/30/2015 2:00:00 AM	4.4	41.2
10/30/2015 2:01:00 AM	3.8	40.4
10/30/2015 2:03:00 AM	5.0	42.6
10/30/2015 2:04:00 AM	4.5	40.6
10/30/2015 2:05:00 AM	3.6	39.0
10/30/2015 2:06:00 AM	3.7	40.3
10/30/2015 2:07:00 AM	4.2	40.0
10/30/2015 2:10:00 AM	4.5	41.8
10/30/2015 2:11:00 AM	3.8	39.7
10/30/2015 2:12:00 AM	3.5	40.7
10/30/2015 2:13:00 AM	3.6	39.4
10/30/2015 2:17:00 AM	4.3	41.3
10/30/2015 3:56:00 AM	3.5	35.4
10/30/2015 4:11:00 AM	3.9	40.1
10/30/2015 4:15:00 AM	4.1	39.5
10/30/2015 4:17:00 AM	4.2	41.0
10/30/2015 4:18:00 AM	4.1	38.6
10/30/2015 4:23:00 AM	3.6	37.9
10/30/2015 4:25:00 AM	3.6	37.7
10/30/2015 4:27:00 AM	3.6	36.9
10/30/2015 4:28:00 AM	3.9	38.5
10/30/2015 4:34:00 AM	4.3	40.8
10/30/2015 4:46:00 AM	3.6	38.9
10/30/2015 4:59:00 AM	3.6	38.9
11/01/2015 1:01:00 AM	6.9	55.6
11/01/2015 1:03:00 AM	7.4	54.3
11/01/2015 1:06:00 AM	7.4	53.4
11/01/2015 1:07:00 AM	6.1	48.7
11/01/2015 1:08:00 AM	6.4	51.0
11/01/2015 1:09:00 AM	7.5	54.5
11/01/2015 1:10:00 AM	6.9	53.6
11/01/2015 1:12:00 AM	7.3	53.8
11/01/2015 1:13:00 AM	5.9	48.7
11/01/2015 1:14:00 AM	6.8	53.2
11/01/2015 1:24:00 AM	7.4	52.3
11/01/2015 1:27:00 AM	7.5	55.3
11/01/2015 1:30:00 AM	6.3	54.4

11/01/2015 1:36:00 AM	7.3	50.8
11/01/2015 1:37:00 AM	7.4	55.1
11/01/2015 1:38:00 AM	7.0	51.0
11/01/2015 1:39:00 AM	6.9	52.8
11/01/2015 1:40:00 AM	7.2	55.5
11/01/2015 1:40:00 AM	7.0	50.5
11/01/2015 1:42:00 AM	6.0	52.3
11/01/2015 1:42:00 AM	6.7	50.0
11/01/2015 1:43:00 AM	7.2	54.8
11/01/2015 1:43:00 AM	6.3	48.8
11/01/2015 1:46:00 AM	7.2	53.2
11/01/2015 1:47:00 AM	7.3	53.8
11/01/2015 1:49:00 AM	6.2	49.9
11/01/2015 1:50:00 AM	6.0	48.4
11/01/2015 1:51:00 AM	7.2	55.5
11/01/2015 1:51:00 AM	7.1	53.1
11/01/2015 1:54:00 AM	6.1	52.7
11/01/2015 1:56:00 AM	6.0	49.0
11/01/2015 1:57:00 AM	6.4	51.6
11/01/2015 1:58:00 AM	6.6	53.6
11/01/2015 1:59:00 AM	6.6	51.4
11/01/2015 3:38:00 AM	5.6	44.8
11/01/2015 3:39:00 AM	5.7	46.6
11/01/2015 3:40:00 AM	6.1	50.2
11/01/2015 3:41:00 AM	5.8	46.2
11/01/2015 3:42:00 AM	5.1	44.0
11/01/2015 3:43:00 AM	5.6	46.6
11/01/2015 3:44:00 AM	6.0	48.3
11/01/2015 3:45:00 AM	6.7	49.4
11/01/2015 3:46:00 AM	6.2	47.0
11/01/2015 3:47:00 AM	5.5	44.7
11/01/2015 3:48:00 AM	5.3	44.7
11/01/2015 3:49:00 AM	5.0	45.4
11/01/2015 3:50:00 AM	5.8	46.5
11/01/2015 3:51:00 AM	5.9	47.4
11/01/2015 3:53:00 AM	5.5	47.5
11/01/2015 3:55:00 AM	5.7	45.7
11/01/2015 3:56:00 AM	4.7	43.0
11/01/2015 3:57:00 AM	5.0	42.1
11/01/2015 3:58:00 AM	4.4	40.5
11/01/2015 3:59:00 AM	5.2	48.1
11/01/2015 4:00:00 AM	6.2	48.0
11/01/2015 4:01:00 AM	6.0	47.3
11/01/2015 4:02:00 AM	6.0	48.0
11/01/2015 4:03:00 AM	6.0	48.3
11/01/2015 4:04:00 AM	6.8	52.5
11/01/2015 4:05:00 AM	6.5	48.5
11/01/2015 4:06:00 AM	6.6	51.7
11/01/2015 4:07:00 AM	7.0	50.2
11/01/2015 4:08:00 AM	5.9	48.3
11/01/2015 4:09:00 AM	6.6	50.1
11/01/2015 4:10:00 AM	5.6	45.8
11/01/2015 4:11:00 AM	5.6	46.2
11/01/2015 4:12:00 AM	5.8	47.3
11/01/2015 4:13:00 AM	6.3	48.9

11/01/2015 4:14:00 AM	6.0	47.6
11/01/2015 4:15:00 AM	5.9	46.0
11/01/2015 4:16:00 AM	5.9	47.6
11/01/2015 4:17:00 AM	6.3	49.6
11/01/2015 4:18:00 AM	7.1	52.4
11/01/2015 4:19:00 AM	6.4	49.7
11/01/2015 4:20:00 AM	6.3	49.7
11/01/2015 4:21:00 AM	6.0	45.2
11/01/2015 4:22:00 AM	6.3	49.0
11/01/2015 4:23:00 AM	5.8	47.5
11/01/2015 4:24:00 AM	6.5	49.5
11/01/2015 4:25:00 AM	5.8	45.8
11/01/2015 4:26:00 AM	5.9	47.7
11/01/2015 4:27:00 AM	5.3	42.7
11/01/2015 4:28:00 AM	5.2	44.7
11/01/2015 4:29:00 AM	5.2	43.3
11/01/2015 4:30:00 AM	4.8	42.8
11/01/2015 4:31:00 AM	5.0	42.4
11/01/2015 4:32:00 AM	5.6	47.4
11/01/2015 4:33:00 AM	6.5	49.3
11/01/2015 4:34:00 AM	5.9	46.3
11/01/2015 4:35:00 AM	5.1	43.9
11/01/2015 4:36:00 AM	5.8	45.8
11/01/2015 4:37:00 AM	5.7	47.7
11/01/2015 4:38:00 AM	5.3	44.8
11/01/2015 4:39:00 AM	5.5	45.0
11/01/2015 4:40:00 AM	5.9	47.6
11/01/2015 4:42:00 AM	5.7	44.3
11/01/2015 4:43:00 AM	5.5	43.6
11/01/2015 4:44:00 AM	5.7	48.7
11/01/2015 4:45:00 AM	5.8	45.8
11/01/2015 4:46:00 AM	5.3	44.8
11/01/2015 4:47:00 AM	5.5	44.4
11/01/2015 4:48:00 AM	4.7	42.2
11/01/2015 4:49:00 AM	5.1	43.5
11/01/2015 4:50:00 AM	5.8	48.0
11/01/2015 4:51:00 AM	5.7	43.5
11/01/2015 4:52:00 AM	5.3	46.4
11/01/2015 4:53:00 AM	5.6	43.8
11/01/2015 4:54:00 AM	5.7	46.4
11/01/2015 4:55:00 AM	5.8	46.4
11/01/2015 4:56:00 AM	5.5	44.1
11/01/2015 4:57:00 AM	5.4	46.0
11/01/2015 4:58:00 AM	5.9	45.9
11/01/2015 4:59:00 AM	6.0	49.1
11/02/2015 10:00:00 PM	4.7	41.4
11/02/2015 10:01:00 PM	5.0	42.7
11/02/2015 10:03:00 PM	5.2	41.3
11/02/2015 10:04:00 PM	5.0	42.0
11/02/2015 10:05:00 PM	5.1	51.4
11/02/2015 10:07:00 PM	5.1	42.3
11/02/2015 10:08:00 PM	5.0	41.6
11/02/2015 10:09:00 PM	4.4	41.0
11/02/2015 10:10:00 PM	4.8	41.4
11/02/2015 10:11:00 PM	4.9	41.2

11/02/2015 10:12:00 PM	5.4	42.7
11/02/2015 10:13:00 PM	5.4	46.4
11/02/2015 10:14:00 PM	5.8	42.5
11/02/2015 10:15:00 PM	5.0	41.7
11/02/2015 10:16:00 PM	5.5	44.6
11/02/2015 10:17:00 PM	4.8	41.5
11/02/2015 10:18:00 PM	5.0	40.7
11/02/2015 10:20:00 PM	5.7	50.9
11/02/2015 10:21:00 PM	5.2	50.5
11/02/2015 10:22:00 PM	5.6	54.5
11/02/2015 10:23:00 PM	5.3	45.0
11/02/2015 10:24:00 PM	5.7	45.0
11/02/2015 10:26:00 PM	5.7	52.3
11/02/2015 10:27:00 PM	6.1	52.0
11/02/2015 10:28:00 PM	5.2	41.1
11/02/2015 10:29:00 PM	5.2	43.7
11/02/2015 10:30:00 PM	5.2	42.8
11/02/2015 10:31:00 PM	5.0	42.8
11/02/2015 10:32:00 PM	5.6	43.1
11/02/2015 10:33:00 PM	4.9	41.2
11/02/2015 10:34:00 PM	5.1	42.8
11/02/2015 10:35:00 PM	6.1	45.8
11/02/2015 10:36:00 PM	5.4	43.6
11/02/2015 10:38:00 PM	4.7	43.3
11/02/2015 10:40:00 PM	5.6	44.0
11/02/2015 10:42:00 PM	5.1	43.6
11/02/2015 10:43:00 PM	5.1	42.6
11/02/2015 10:46:00 PM	5.4	45.5
11/02/2015 10:47:00 PM	5.7	44.8
11/02/2015 10:48:00 PM	5.7	44.0
11/02/2015 10:49:00 PM	5.5	46.8
11/02/2015 10:50:00 PM	5.1	42.0
11/02/2015 10:51:00 PM	5.3	44.4
11/02/2015 10:52:00 PM	5.0	43.4
11/02/2015 10:53:00 PM	5.0	42.1
11/02/2015 10:54:00 PM	5.0	42.6
11/02/2015 10:55:00 PM	4.4	41.3
11/02/2015 10:57:00 PM	4.6	42.4
11/02/2015 10:58:00 PM	4.8	43.1
11/02/2015 10:59:00 PM	5.0	42.8
11/02/2015 11:00:00 PM	4.5	41.6
11/02/2015 11:01:00 PM	4.7	42.4
11/02/2015 11:02:00 PM	5.1	42.3
11/02/2015 11:03:00 PM	4.8	41.8
11/02/2015 11:04:00 PM	4.6	41.9
11/02/2015 11:05:00 PM	5.1	43.1
11/02/2015 11:06:00 PM	4.3	41.0
11/02/2015 11:07:00 PM	4.6	40.6
11/02/2015 11:08:00 PM	4.2	40.6
11/02/2015 11:09:00 PM	4.6	41.3
11/02/2015 11:10:00 PM	4.3	40.7
11/02/2015 11:11:00 PM	4.2	40.5
11/02/2015 11:12:00 PM	3.7	40.7
11/02/2015 11:13:00 PM	3.8	40.6
11/02/2015 11:14:00 PM	4.1	40.1



11/02/2015 11:15:00 PM	4.3	41.0
11/02/2015 11:16:00 PM	3.7	40.7
11/02/2015 11:17:00 PM	4.1	41.2
11/02/2015 11:19:00 PM	3.6	43.6
11/02/2015 11:20:00 PM	4.4	41.1
11/02/2015 11:21:00 PM	4.0	40.5
11/02/2015 11:22:00 PM	3.5	40.3
11/02/2015 11:24:00 PM	4.2	41.8
11/02/2015 11:25:00 PM	4.0	40.8
11/02/2015 11:26:00 PM	3.9	40.8
11/02/2015 11:27:00 PM	4.0	48.9
11/02/2015 11:28:00 PM	4.3	50.4
11/02/2015 11:29:00 PM	4.0	40.8
11/02/2015 11:30:00 PM	4.0	41.1
11/03/2015 12:44:00 AM	3.8	38.4
11/03/2015 12:47:00 AM	3.6	38.0
11/03/2015 1:01:00 AM	3.6	39.6
11/03/2015 1:10:00 AM	3.5	38.5
11/03/2015 1:14:00 AM	3.7	39.3
11/03/2015 1:17:00 AM	3.9	39.2
11/03/2015 1:18:00 AM	3.8	38.7
11/03/2015 1:19:00 AM	4.2	40.2
11/03/2015 1:20:00 AM	3.7	40.3
11/03/2015 1:21:00 AM	3.7	39.5
11/03/2015 1:22:00 AM	3.9	39.9
11/03/2015 1:25:00 AM	3.8	39.2
11/03/2015 1:26:00 AM	3.7	38.3
11/03/2015 1:27:00 AM	3.6	38.2
11/03/2015 1:28:00 AM	3.7	37.8
11/03/2015 1:29:00 AM	3.9	39.7
11/03/2015 1:30:00 AM	3.6	39.8
11/03/2015 1:31:00 AM	3.7	38.8
11/03/2015 1:32:00 AM	3.6	38.4
11/03/2015 1:34:00 AM	3.7	38.8
11/03/2015 1:35:00 AM	3.5	39.9
11/03/2015 1:44:00 AM	3.8	39.9
11/03/2015 1:45:00 AM	4.1	38.4
11/03/2015 1:46:00 AM	4.0	39.0
11/03/2015 1:47:00 AM	4.1	40.7
11/03/2015 1:48:00 AM	4.0	38.8
11/03/2015 1:49:00 AM	3.9	39.8
11/03/2015 1:52:00 AM	4.0	39.3
11/03/2015 1:53:00 AM	3.8	40.0
11/03/2015 2:04:00 AM	3.9	39.9
11/03/2015 2:05:00 AM	3.7	38.9
11/03/2015 2:06:00 AM	3.8	38.9
11/03/2015 2:07:00 AM	3.7	38.4
11/03/2015 2:09:00 AM	3.7	40.3
11/03/2015 2:12:00 AM	4.2	40.8
11/03/2015 2:13:00 AM	3.9	38.4
11/03/2015 2:14:00 AM	3.8	40.7
11/03/2015 2:15:00 AM	3.9	40.3
11/03/2015 2:16:00 AM	4.0	43.4
11/03/2015 2:17:00 AM	4.3	40.6
11/03/2015 2:18:00 AM	3.7	39.0

11/03/2015 2:19:00 AM	4.2	41.0
11/03/2015 2:20:00 AM	3.6	40.2
11/03/2015 2:22:00 AM	3.6	39.7
11/03/2015 2:24:00 AM	3.7	40.5
11/03/2015 2:25:00 AM	3.6	39.5
11/03/2015 2:27:00 AM	3.6	38.7
11/03/2015 2:28:00 AM	3.6	38.9
11/03/2015 2:30:00 AM	3.8	39.4
11/03/2015 4:19:00 AM	3.6	36.7
11/03/2015 4:29:00 AM	3.6	38.4
11/03/2015 4:32:00 AM	3.7	36.9
11/03/2015 4:35:00 AM	3.8	39.0
11/03/2015 4:37:00 AM	3.6	37.0
11/03/2015 4:39:00 AM	3.5	37.5
11/03/2015 4:40:00 AM	3.6	37.2
11/03/2015 4:41:00 AM	3.6	37.5
11/03/2015 4:42:00 AM	3.6	38.0
11/03/2015 4:45:00 AM	3.5	39.2
11/03/2015 4:46:00 AM	3.6	37.6
11/03/2015 4:47:00 AM	3.5	39.4
11/03/2015 4:48:00 AM	3.5	39.5
11/03/2015 4:51:00 AM	3.7	38.6
11/03/2015 4:54:00 AM	3.5	39.9
11/04/2015 10:00:00 PM	4.0	39.1
11/04/2015 10:03:00 PM	3.6	43.7
11/04/2015 10:07:00 PM	3.5	39.2
11/04/2015 10:40:00 PM	3.5	39.8
11/04/2015 10:53:00 PM	3.6	37.3
11/05/2015 10:01:00 PM	4.3	41.0
11/05/2015 10:03:00 PM	4.4	40.9
11/05/2015 10:04:00 PM	4.2	39.0
11/05/2015 10:05:00 PM	4.7	40.0
11/05/2015 10:06:00 PM	4.0	39.4
11/05/2015 10:08:00 PM	4.2	49.6
11/05/2015 10:09:00 PM	4.6	41.2
11/05/2015 10:10:00 PM	4.3	42.0
11/05/2015 10:11:00 PM	5.0	46.9
11/05/2015 10:12:00 PM	4.4	42.7
11/05/2015 10:14:00 PM	4.3	39.4
11/05/2015 10:15:00 PM	3.9	39.5
11/05/2015 10:16:00 PM	4.5	41.2
11/05/2015 10:18:00 PM	4.8	40.4
11/05/2015 10:19:00 PM	4.3	39.5
11/05/2015 10:20:00 PM	4.9	40.7
11/05/2015 10:22:00 PM	4.7	47.4
11/05/2015 10:23:00 PM	5.1	42.0
11/05/2015 10:24:00 PM	4.4	39.5
11/05/2015 10:25:00 PM	4.4	39.5
11/05/2015 10:26:00 PM	4.5	39.3
11/05/2015 10:27:00 PM	4.6	39.8
11/05/2015 10:29:00 PM	4.4	44.3
11/05/2015 10:31:00 PM	3.9	42.8
11/05/2015 10:32:00 PM	4.2	38.9
11/05/2015 10:33:00 PM	4.5	39.9
11/05/2015 10:35:00 PM	4.5	39.4

11/05/2015 10:36:00 PM	4.6	39.8
11/05/2015 10:37:00 PM	4.7	40.9
11/05/2015 10:39:00 PM	3.7	39.1
11/05/2015 10:40:00 PM	4.5	39.4
11/05/2015 10:41:00 PM	4.0	39.5
11/05/2015 10:45:00 PM	4.1	41.1
11/05/2015 10:46:00 PM	3.7	40.6
11/05/2015 10:48:00 PM	4.5	40.4
11/05/2015 10:49:00 PM	4.5	40.7
11/05/2015 10:50:00 PM	3.8	39.0
11/05/2015 10:51:00 PM	4.5	40.5
11/05/2015 10:52:00 PM	4.1	39.5
11/05/2015 10:53:00 PM	4.3	39.8
11/05/2015 10:55:00 PM	4.1	41.4
11/05/2015 10:56:00 PM	4.8	42.1
11/05/2015 10:57:00 PM	4.8	41.0
11/05/2015 10:58:00 PM	4.7	41.9
11/05/2015 10:59:00 PM	4.9	42.6
11/05/2015 11:00:00 PM	4.9	41.9
11/05/2015 11:01:00 PM	4.9	41.9
11/05/2015 11:02:00 PM	4.0	39.3
11/05/2015 11:03:00 PM	5.1	40.8
11/05/2015 11:04:00 PM	4.0	39.7
11/05/2015 11:06:00 PM	3.6	40.0
11/05/2015 11:07:00 PM	4.3	39.5
11/05/2015 11:09:00 PM	4.1	46.7
11/05/2015 11:10:00 PM	3.6	38.8
11/05/2015 11:11:00 PM	3.8	39.7
11/05/2015 11:12:00 PM	4.5	41.7
11/05/2015 11:13:00 PM	4.5	39.9
11/05/2015 11:15:00 PM	3.6	39.0
11/05/2015 11:18:00 PM	4.2	39.4
11/05/2015 11:21:00 PM	3.9	41.7
11/05/2015 11:23:00 PM	3.5	42.4
11/05/2015 11:25:00 PM	3.9	39.5
11/05/2015 11:26:00 PM	3.6	38.9
11/05/2015 11:27:00 PM	3.6	39.1
11/05/2015 11:28:00 PM	4.1	39.1
11/05/2015 11:30:00 PM	4.2	39.8
11/05/2015 11:31:00 PM	4.2	39.2
11/05/2015 11:32:00 PM	4.1	41.5
11/05/2015 11:33:00 PM	4.4	40.9
11/05/2015 11:34:00 PM	3.6	38.8
11/05/2015 11:35:00 PM	4.2	40.0
11/05/2015 11:36:00 PM	3.7	37.8
11/05/2015 11:37:00 PM	5.0	46.7
11/05/2015 11:38:00 PM	5.3	43.8
11/05/2015 11:39:00 PM	4.5	46.5
11/05/2015 11:41:00 PM	4.5	40.1
11/05/2015 11:42:00 PM	4.6	40.1
11/05/2015 11:43:00 PM	5.1	42.6
11/05/2015 11:44:00 PM	4.7	43.8
11/05/2015 11:45:00 PM	4.5	43.7
11/05/2015 11:46:00 PM	4.3	39.4
11/05/2015 11:47:00 PM	4.2	41.0

11/05/2015 11:48:00 PM	4.9	42.2
11/05/2015 11:49:00 PM	4.7	41.4
11/06/2015 4:44:00 AM	6.4	48.8
11/06/2015 4:45:00 AM	5.9	47.3
11/06/2015 4:46:00 AM	7.1	51.8
11/06/2015 4:47:00 AM	6.4	48.7
11/06/2015 4:48:00 AM	6.6	49.4
11/06/2015 4:49:00 AM	5.9	46.6
11/06/2015 4:51:00 AM	7.0	49.8
11/06/2015 4:54:00 AM	7.4	52.4
11/06/2015 4:55:00 AM	6.6	51.2
11/06/2015 4:56:00 AM	7.1	50.5
11/06/2015 4:57:00 AM	6.1	47.6
11/06/2015 4:58:00 AM	7.1	49.4
11/06/2015 4:59:00 AM	6.6	53.4
11/06/2015 10:03:00 PM	4.0	42.8
11/06/2015 10:06:00 PM	5.1	45.4
11/06/2015 10:08:00 PM	4.7	53.3
11/06/2015 10:09:00 PM	4.8	43.1
11/06/2015 10:11:00 PM	3.6	40.2
11/06/2015 10:14:00 PM	4.7	42.0
11/06/2015 10:19:00 PM	4.0	40.5
11/06/2015 10:20:00 PM	4.8	40.6
11/06/2015 10:21:00 PM	4.2	45.1
11/06/2015 10:25:00 PM	4.1	42.6
11/06/2015 10:26:00 PM	5.0	46.3
11/06/2015 10:27:00 PM	5.4	52.8
11/06/2015 10:29:00 PM	4.0	41.6
11/06/2015 10:30:00 PM	3.9	42.9
11/06/2015 10:31:00 PM	5.9	45.3
11/06/2015 10:32:00 PM	5.1	53.3
11/06/2015 10:33:00 PM	4.8	53.0
11/07/2015 12:19:00 AM	5.1	38.1
11/07/2015 12:20:00 AM	4.8	40.3
11/07/2015 12:21:00 AM	4.2	47.6
11/07/2015 12:22:00 AM	4.9	39.1
11/07/2015 12:23:00 AM	5.1	42.5
11/07/2015 12:24:00 AM	5.6	43.1
11/07/2015 12:26:00 AM	4.1	37.9
11/07/2015 12:27:00 AM	4.0	37.1
11/07/2015 12:28:00 AM	5.0	40.5
11/07/2015 12:29:00 AM	6.2	45.7
11/07/2015 12:31:00 AM	5.1	43.9
11/07/2015 12:32:00 AM	5.2	40.6
11/07/2015 12:33:00 AM	4.8	41.1
11/07/2015 12:34:00 AM	4.5	37.5
11/07/2015 12:36:00 AM	5.3	42.3
11/07/2015 12:37:00 AM	4.7	39.4
11/07/2015 12:38:00 AM	4.2	42.9
11/07/2015 12:40:00 AM	5.0	41.8
11/07/2015 12:41:00 AM	5.8	43.1
11/07/2015 12:42:00 AM	4.4	37.5
11/07/2015 12:43:00 AM	3.9	37.6
11/07/2015 12:44:00 AM	4.2	39.2
11/07/2015 12:45:00 AM	5.7	53.6

11/07/2015 12:47:00 AM	6.2	44.7
11/07/2015 12:48:00 AM	5.1	43.2
11/07/2015 12:49:00 AM	4.6	40.3
11/07/2015 12:50:00 AM	5.0	43.2
11/07/2015 12:51:00 AM	4.4	41.1
11/07/2015 12:52:00 AM	5.3	43.2
11/07/2015 12:53:00 AM	4.9	42.5
11/07/2015 12:54:00 AM	5.1	43.6
11/07/2015 12:55:00 AM	5.4	45.2
11/07/2015 12:56:00 AM	5.8	44.1
11/07/2015 12:57:00 AM	5.1	41.4
11/07/2015 12:59:00 AM	4.7	40.4
11/07/2015 1:00:00 AM	5.7	45.2
11/07/2015 1:01:00 AM	4.9	40.9
11/07/2015 1:02:00 AM	5.0	43.7
11/07/2015 1:03:00 AM	5.0	41.2
11/07/2015 1:06:00 AM	5.4	42.0
11/07/2015 1:07:00 AM	5.2	43.8
11/07/2015 1:08:00 AM	4.6	43.6
11/07/2015 1:09:00 AM	4.9	41.0
11/07/2015 1:10:00 AM	5.2	43.0
11/07/2015 1:11:00 AM	3.7	38.7
11/07/2015 1:13:00 AM	5.7	44.6
11/07/2015 1:14:00 AM	5.6	43.4
11/07/2015 1:15:00 AM	4.7	40.1
11/07/2015 1:16:00 AM	4.4	38.0
11/07/2015 1:17:00 AM	3.8	39.7
11/07/2015 1:18:00 AM	5.0	43.3
11/07/2015 1:19:00 AM	5.8	43.5
11/07/2015 1:20:00 AM	4.3	38.6
11/07/2015 1:21:00 AM	4.7	39.9
11/07/2015 1:24:00 AM	4.1	41.1
11/07/2015 1:25:00 AM	4.4	38.3
11/07/2015 1:26:00 AM	4.9	37.9
11/07/2015 1:27:00 AM	4.3	40.4
11/07/2015 1:28:00 AM	4.4	38.2
11/07/2015 1:29:00 AM	3.9	39.3
11/07/2015 1:30:00 AM	5.5	45.6
11/07/2015 1:32:00 AM	4.3	38.5
11/07/2015 1:33:00 AM	4.5	38.2
11/07/2015 1:34:00 AM	5.1	42.8
11/07/2015 1:35:00 AM	5.1	41.7
11/07/2015 1:36:00 AM	4.3	38.7
11/07/2015 1:37:00 AM	3.7	38.0
11/07/2015 1:38:00 AM	4.3	42.4
11/07/2015 1:39:00 AM	5.9	46.5
11/07/2015 1:40:00 AM	5.7	45.4
11/07/2015 1:41:00 AM	5.4	42.5
11/07/2015 1:42:00 AM	5.2	42.8
11/07/2015 1:43:00 AM	5.1	38.8
11/07/2015 1:44:00 AM	4.2	37.5
11/07/2015 1:45:00 AM	4.5	37.4
11/07/2015 1:46:00 AM	3.8	37.3
11/07/2015 1:47:00 AM	3.9	35.6
11/07/2015 1:48:00 AM	3.8	35.5

11/07/2015 1:50:00 AM	3.7	36.1
11/07/2015 1:53:00 AM	3.8	37.8
11/07/2015 1:57:00 AM	3.9	36.8
11/07/2015 1:58:00 AM	3.7	35.9
11/07/2015 1:59:00 AM	3.6	36.1
11/07/2015 2:01:00 AM	4.3	39.8
11/07/2015 2:02:00 AM	4.7	39.8
11/07/2015 2:03:00 AM	4.4	37.6
11/07/2015 2:04:00 AM	3.5	35.6
11/07/2015 2:05:00 AM	4.2	37.9
11/07/2015 2:06:00 AM	3.8	36.2
11/07/2015 2:07:00 AM	4.3	39.0
11/07/2015 2:11:00 AM	3.9	36.8
11/07/2015 2:12:00 AM	3.9	37.0
11/07/2015 2:13:00 AM	4.7	39.5
11/07/2015 2:14:00 AM	4.5	37.1
11/07/2015 2:15:00 AM	4.1	37.8
11/07/2015 2:16:00 AM	5.0	43.7
11/07/2015 2:17:00 AM	5.6	44.3
11/07/2015 2:18:00 AM	5.1	42.3
11/07/2015 2:19:00 AM	5.5	43.7
11/07/2015 2:20:00 AM	4.9	39.9
11/07/2015 2:21:00 AM	5.0	43.1
11/07/2015 2:23:00 AM	5.4	43.0
11/07/2015 2:24:00 AM	5.7	42.7
11/07/2015 2:25:00 AM	4.8	41.4
11/07/2015 2:26:00 AM	4.3	38.4
11/07/2015 2:27:00 AM	5.1	43.8
11/07/2015 2:28:00 AM	4.8	39.2
11/07/2015 2:29:00 AM	5.1	41.2
11/07/2015 2:30:00 AM	5.3	44.0
11/07/2015 2:31:00 AM	5.6	43.3
11/07/2015 2:32:00 AM	4.9	40.3
11/07/2015 2:33:00 AM	5.0	40.0
11/07/2015 2:34:00 AM	4.4	39.4
11/07/2015 2:36:00 AM	5.6	42.8
11/07/2015 2:37:00 AM	5.5	41.1
11/07/2015 2:38:00 AM	4.7	38.6
11/07/2015 2:39:00 AM	4.3	40.7
11/07/2015 2:40:00 AM	4.8	41.1
11/07/2015 2:41:00 AM	4.6	38.0
11/07/2015 2:42:00 AM	4.4	37.3
11/07/2015 2:43:00 AM	4.3	39.3
11/07/2015 2:44:00 AM	5.5	42.3
11/07/2015 2:45:00 AM	5.5	41.2
11/07/2015 2:46:00 AM	5.4	41.8
11/07/2015 2:47:00 AM	4.6	42.0
11/07/2015 2:48:00 AM	4.5	39.1
11/07/2015 2:51:00 AM	4.7	40.8
11/07/2015 2:52:00 AM	4.9	42.1
11/07/2015 2:53:00 AM	4.1	39.4
11/07/2015 2:54:00 AM	3.9	39.6
11/07/2015 2:57:00 AM	4.9	43.1
11/07/2015 2:58:00 AM	4.4	42.4
11/07/2015 2:59:00 AM	4.0	40.1

11/07/2015 3:00:00 AM	4.3	44.7
11/07/2015 3:02:00 AM	4.5	45.0
11/07/2015 3:03:00 AM	4.2	39.8
11/07/2015 3:06:00 AM	4.8	44.8
11/07/2015 3:07:00 AM	4.3	40.0
11/07/2015 3:09:00 AM	4.0	42.9
11/07/2015 3:15:00 AM	3.7	36.9
11/07/2015 3:16:00 AM	4.8	41.9
11/07/2015 3:17:00 AM	3.9	38.9
11/07/2015 3:18:00 AM	5.5	48.7
11/07/2015 3:19:00 AM	5.0	43.5
11/07/2015 3:20:00 AM	4.4	40.3
11/07/2015 3:21:00 AM	4.0	37.2
11/07/2015 3:22:00 AM	4.1	39.4
11/07/2015 3:23:00 AM	3.8	38.5
11/07/2015 3:24:00 AM	4.7	40.8
11/07/2015 3:25:00 AM	4.6	39.4
11/07/2015 3:26:00 AM	4.1	39.4
11/07/2015 3:27:00 AM	4.8	39.0
11/07/2015 3:28:00 AM	3.9	38.6
11/07/2015 3:29:00 AM	5.5	42.1
11/07/2015 3:30:00 AM	5.1	41.1
11/07/2015 3:31:00 AM	4.0	37.7
11/07/2015 3:32:00 AM	4.1	37.6
11/07/2015 3:33:00 AM	5.0	41.5
11/07/2015 3:34:00 AM	4.4	36.8
11/07/2015 3:35:00 AM	4.0	41.3
11/07/2015 3:36:00 AM	5.1	39.0
11/07/2015 3:38:00 AM	4.2	37.5
11/07/2015 3:39:00 AM	4.5	40.0
11/07/2015 3:40:00 AM	4.6	39.7
11/07/2015 3:41:00 AM	4.1	36.5
11/07/2015 3:42:00 AM	4.1	36.7
11/07/2015 3:43:00 AM	4.3	39.5
11/07/2015 3:44:00 AM	4.0	36.5
11/07/2015 3:45:00 AM	3.8	36.4
11/07/2015 3:46:00 AM	4.9	40.9
11/07/2015 3:47:00 AM	4.3	39.7
11/07/2015 3:48:00 AM	4.9	38.4
11/07/2015 3:49:00 AM	4.3	40.3
11/07/2015 3:53:00 AM	4.8	40.4
11/07/2015 3:54:00 AM	4.8	39.4
11/07/2015 3:55:00 AM	4.7	40.2
11/07/2015 3:56:00 AM	4.6	38.9
11/07/2015 3:57:00 AM	4.5	37.4
11/07/2015 3:58:00 AM	4.6	39.5
11/07/2015 3:59:00 AM	4.7	39.2
11/07/2015 4:00:00 AM	4.9	38.2
11/07/2015 4:04:00 AM	4.6	39.7
11/07/2015 4:05:00 AM	4.1	36.7
11/07/2015 4:06:00 AM	4.2	37.8
11/07/2015 4:07:00 AM	4.9	39.8
11/07/2015 4:08:00 AM	4.6	38.7
11/07/2015 4:09:00 AM	5.0	43.0
11/07/2015 4:10:00 AM	4.4	38.0

11/07/2015 4:11:00 AM	4.2	36.8
11/07/2015 4:12:00 AM	3.7	37.8
11/07/2015 4:15:00 AM	4.0	37.0
11/07/2015 4:16:00 AM	4.7	39.6
11/07/2015 4:17:00 AM	4.0	37.7
11/07/2015 4:18:00 AM	4.8	38.9
11/07/2015 4:19:00 AM	3.9	36.5
11/07/2015 4:20:00 AM	3.8	36.1
11/07/2015 4:22:00 AM	3.6	36.9
11/07/2015 4:24:00 AM	5.1	39.1
11/07/2015 4:25:00 AM	4.0	38.7
11/07/2015 4:26:00 AM	3.6	35.3
11/07/2015 4:27:00 AM	4.2	37.7
11/07/2015 4:28:00 AM	3.9	37.6
11/07/2015 4:29:00 AM	3.9	36.1
11/07/2015 4:30:00 AM	3.5	36.1
11/07/2015 4:33:00 AM	3.7	37.4
11/07/2015 4:34:00 AM	3.6	36.8
11/07/2015 4:36:00 AM	3.7	36.4
11/07/2015 4:41:00 AM	3.6	37.6
11/07/2015 4:42:00 AM	3.6	37.4
11/07/2015 4:44:00 AM	3.5	36.2
11/07/2015 4:46:00 AM	3.9	36.6
11/07/2015 4:47:00 AM	3.8	36.2
11/07/2015 4:48:00 AM	4.5	39.9
11/07/2015 4:49:00 AM	4.4	39.3
11/07/2015 4:50:00 AM	4.2	37.4
11/07/2015 4:51:00 AM	3.8	37.6
11/07/2015 4:53:00 AM	4.1	37.4
11/07/2015 4:54:00 AM	4.5	40.1
11/07/2015 4:55:00 AM	3.9	37.3
11/07/2015 4:56:00 AM	4.6	38.6
11/07/2015 4:57:00 AM	3.6	36.4
11/07/2015 4:58:00 AM	4.6	39.6
11/07/2015 4:59:00 AM	4.3	38.7
11/07/2015 10:08:00 PM	3.8	44.8
11/07/2015 10:09:00 PM	3.5	41.5
11/07/2015 10:12:00 PM	3.6	43.2
11/07/2015 10:13:00 PM	3.8	41.1
11/07/2015 10:14:00 PM	4.3	44.9
11/07/2015 10:15:00 PM	3.6	42.4
11/07/2015 10:16:00 PM	4.3	45.3
11/07/2015 10:18:00 PM	3.6	43.3
11/07/2015 10:22:00 PM	3.7	45.8
11/07/2015 10:26:00 PM	5.1	47.8
11/07/2015 10:27:00 PM	3.8	42.8
11/07/2015 10:28:00 PM	4.0	44.2
11/07/2015 10:29:00 PM	3.7	42.4
11/07/2015 10:35:00 PM	5.6	47.5
11/07/2015 10:37:00 PM	4.8	47.5
11/07/2015 10:39:00 PM	5.7	50.0
11/07/2015 10:43:00 PM	4.8	51.2
11/07/2015 10:46:00 PM	5.6	51.1
11/07/2015 10:47:00 PM	5.2	48.8
11/07/2015 10:48:00 PM	4.4	48.8



11/07/2015 10:50:00 PM	4.0	49.6
11/07/2015 10:54:00 PM	5.9	52.8
11/07/2015 10:55:00 PM	5.7	52.4
11/07/2015 10:56:00 PM	5.6	52.1
11/07/2015 11:00:00 PM	4.7	49.6
11/07/2015 11:01:00 PM	4.6	48.9
11/07/2015 11:03:00 PM	4.3	48.3
11/07/2015 11:05:00 PM	5.0	51.9
11/07/2015 11:08:00 PM	5.0	52.3
11/07/2015 11:12:00 PM	4.2	45.0
11/07/2015 11:13:00 PM	4.1	46.6
11/07/2015 11:14:00 PM	4.8	47.6
11/07/2015 11:15:00 PM	4.3	47.7
11/07/2015 11:16:00 PM	5.4	49.6
11/07/2015 11:17:00 PM	5.7	49.8
11/07/2015 11:18:00 PM	4.7	46.5
11/07/2015 11:20:00 PM	4.4	50.1
11/07/2015 11:21:00 PM	4.4	46.6
11/07/2015 11:22:00 PM	4.2	45.1
11/07/2015 11:23:00 PM	4.3	49.3
11/07/2015 11:25:00 PM	4.3	46.3
11/07/2015 11:26:00 PM	4.5	47.2
11/07/2015 11:27:00 PM	4.0	43.7
11/07/2015 11:29:00 PM	4.4	46.9
11/07/2015 11:30:00 PM	4.2	45.3
11/07/2015 11:31:00 PM	3.6	41.6
11/07/2015 11:33:00 PM	4.1	45.1
11/07/2015 11:36:00 PM	4.0	46.3
11/07/2015 11:38:00 PM	3.8	45.5
11/07/2015 11:39:00 PM	3.6	46.7
11/07/2015 11:42:00 PM	3.9	44.3
11/07/2015 11:45:00 PM	3.9	45.2
11/07/2015 11:46:00 PM	4.2	46.4
11/07/2015 11:47:00 PM	4.3	45.0
11/07/2015 11:49:00 PM	5.3	47.6
11/07/2015 11:50:00 PM	4.7	47.9
11/07/2015 11:51:00 PM	4.2	44.9
11/07/2015 11:53:00 PM	4.3	45.9
11/07/2015 11:54:00 PM	5.8	50.9
11/07/2015 11:58:00 PM	5.4	49.6
11/07/2015 11:59:00 PM	5.0	49.2
11/08/2015 12:00:00 AM	5.4	48.8
11/08/2015 12:02:00 AM	4.7	48.2
11/08/2015 12:03:00 AM	5.0	49.4
11/08/2015 12:04:00 AM	4.7	49.2
11/08/2015 12:08:00 AM	4.0	46.7
11/08/2015 12:10:00 AM	4.7	48.5
11/08/2015 12:11:00 AM	3.6	50.3
11/08/2015 12:15:00 AM	4.0	42.4
11/08/2015 12:19:00 AM	3.7	45.8
11/08/2015 12:26:00 AM	5.0	48.5
11/08/2015 12:29:00 AM	3.9	43.0
11/08/2015 12:31:00 AM	3.6	43.6
11/08/2015 12:32:00 AM	4.1	44.7
11/08/2015 12:33:00 AM	3.9	43.8

11/08/2015 12:34:00 AM	4.6	45.9
11/08/2015 12:35:00 AM	4.0	41.8
11/08/2015 12:38:00 AM	5.2	49.5
11/08/2015 12:39:00 AM	3.9	44.9
11/08/2015 12:41:00 AM	5.3	51.2
11/08/2015 12:42:00 AM	5.7	49.0
11/08/2015 12:43:00 AM	4.9	48.9
11/08/2015 12:44:00 AM	4.2	44.8
11/08/2015 12:45:00 AM	4.8	43.5
11/08/2015 12:47:00 AM	5.0	45.7
11/08/2015 12:48:00 AM	4.8	43.3
11/08/2015 12:49:00 AM	4.8	42.5
11/08/2015 12:50:00 AM	4.8	43.0
11/08/2015 12:51:00 AM	4.6	41.6
11/08/2015 12:52:00 AM	3.8	39.7
11/08/2015 12:57:00 AM	3.5	39.8
11/08/2015 12:59:00 AM	4.0	43.1
11/08/2015 1:00:00 AM	3.5	40.4
11/08/2015 1:04:00 AM	4.2	46.2
11/08/2015 1:05:00 AM	3.7	45.4
11/08/2015 1:12:00 AM	3.7	44.7
11/08/2015 1:13:00 AM	5.0	41.8
11/08/2015 1:14:00 AM	3.9	38.8
11/08/2015 1:15:00 AM	4.7	43.0
11/08/2015 1:16:00 AM	4.6	41.0
11/08/2015 1:18:00 AM	4.7	43.2
11/08/2015 1:20:00 AM	4.1	39.0
11/08/2015 1:22:00 AM	3.9	40.5
11/08/2015 1:23:00 AM	4.6	42.4
11/08/2015 1:24:00 AM	4.3	42.1
11/08/2015 1:25:00 AM	4.5	39.4
11/08/2015 1:26:00 AM	4.4	45.5
11/08/2015 1:27:00 AM	4.5	42.3
11/08/2015 1:29:00 AM	3.6	41.0
11/08/2015 1:30:00 AM	3.7	41.0
11/08/2015 1:31:00 AM	4.0	43.6
11/08/2015 1:32:00 AM	3.9	42.5
11/08/2015 1:33:00 AM	4.1	40.0
11/08/2015 1:34:00 AM	4.1	39.3
11/08/2015 1:35:00 AM	3.8	40.8
11/08/2015 1:36:00 AM	4.7	41.2
11/08/2015 1:37:00 AM	3.9	40.5
11/08/2015 1:39:00 AM	4.1	41.7
11/08/2015 1:40:00 AM	4.4	40.2
11/08/2015 1:41:00 AM	3.8	40.1
11/08/2015 1:42:00 AM	3.7	40.6
11/08/2015 1:43:00 AM	4.0	42.7
11/08/2015 1:48:00 AM	3.9	44.2
11/08/2015 1:49:00 AM	3.8	40.4
11/08/2015 1:50:00 AM	3.9	44.4
11/08/2015 1:52:00 AM	5.2	48.3
11/08/2015 1:54:00 AM	3.8	40.0
11/08/2015 1:57:00 AM	4.7	46.1
11/08/2015 1:58:00 AM	4.4	44.8
11/08/2015 1:59:00 AM	3.9	41.7

11/08/2015 2:00:00 AM	5.1	48.1
11/08/2015 2:01:00 AM	5.3	47.8
11/08/2015 2:02:00 AM	4.2	46.2
11/08/2015 2:03:00 AM	4.0	42.6
11/08/2015 2:04:00 AM	4.3	47.6
11/08/2015 2:06:00 AM	4.4	48.0
11/08/2015 2:07:00 AM	4.1	48.3
11/08/2015 2:09:00 AM	4.6	48.5
11/08/2015 2:10:00 AM	3.8	45.7
11/08/2015 2:11:00 AM	3.6	46.8
11/08/2015 2:12:00 AM	3.8	47.9
11/08/2015 2:14:00 AM	4.0	43.3
11/08/2015 2:17:00 AM	3.5	40.3
11/08/2015 2:24:00 AM	4.2	42.9
11/08/2015 2:25:00 AM	3.7	40.3
11/08/2015 2:27:00 AM	3.7	39.4
11/08/2015 2:31:00 AM	3.6	41.4
11/08/2015 2:32:00 AM	3.8	39.6
11/08/2015 2:33:00 AM	4.0	41.5
11/08/2015 2:34:00 AM	3.8	40.8
11/08/2015 2:35:00 AM	3.7	40.6
11/08/2015 2:38:00 AM	4.0	41.3
11/08/2015 2:43:00 AM	4.1	41.6
11/08/2015 2:49:00 AM	3.8	39.0
11/08/2015 2:50:00 AM	3.9	42.7
11/08/2015 2:51:00 AM	4.3	44.5
11/08/2015 2:52:00 AM	3.7	42.8
11/08/2015 2:53:00 AM	3.7	39.4
11/08/2015 2:56:00 AM	3.6	40.4
11/08/2015 2:57:00 AM	3.5	40.5
11/08/2015 2:58:00 AM	3.8	39.9
11/08/2015 2:59:00 AM	3.6	39.9
11/08/2015 3:01:00 AM	3.6	39.1
11/08/2015 3:40:00 AM	3.8	37.1
11/08/2015 4:32:00 AM	3.7	44.7
11/08/2015 4:33:00 AM	4.5	44.3
11/08/2015 4:34:00 AM	3.9	39.4
11/08/2015 4:56:00 AM	3.6	37.3
11/08/2015 4:57:00 AM	4.4	41.5
11/08/2015 4:58:00 AM	3.9	38.0
11/08/2015 4:59:00 AM	4.4	40.1
11/09/2015 12:03:00 AM	3.5	35.6
11/11/2015 2:34:00 AM	3.6	35.1
11/11/2015 2:42:00 AM	3.6	35.1
11/11/2015 2:43:00 AM	3.6	35.4
11/11/2015 10:00:00 PM	3.6	40.6
11/11/2015 10:06:00 PM	3.6	38.9
11/11/2015 10:07:00 PM	3.5	38.2
11/11/2015 10:09:00 PM	3.5	38.3
11/11/2015 10:31:00 PM	4.0	41.6
11/11/2015 10:36:00 PM	3.6	38.6
11/11/2015 10:45:00 PM	3.6	38.9
11/11/2015 10:46:00 PM	3.7	39.5
11/11/2015 10:48:00 PM	3.5	38.1
11/11/2015 11:06:00 PM	3.7	38.6

11/11/2015 11:07:00 PM	3.6	39.1
11/11/2015 11:17:00 PM	3.7	40.0
11/11/2015 11:18:00 PM	4.3	39.9
11/11/2015 11:21:00 PM	4.2	39.6
11/11/2015 11:22:00 PM	4.0	39.7
11/11/2015 11:23:00 PM	4.4	39.8
11/11/2015 11:24:00 PM	4.2	40.5
11/11/2015 11:25:00 PM	4.7	41.7
11/11/2015 11:26:00 PM	4.2	40.1
11/11/2015 11:27:00 PM	4.0	40.0
11/11/2015 11:28:00 PM	3.9	39.4
11/11/2015 11:29:00 PM	4.3	40.3
11/11/2015 11:31:00 PM	4.3	39.9
11/11/2015 11:32:00 PM	4.3	41.5
11/11/2015 11:33:00 PM	4.6	41.3
11/11/2015 11:34:00 PM	4.3	41.2
11/11/2015 11:35:00 PM	4.7	41.5
11/11/2015 11:36:00 PM	4.3	40.8
11/11/2015 11:37:00 PM	4.6	42.2
11/11/2015 11:38:00 PM	4.1	40.0
11/11/2015 11:39:00 PM	3.9	39.3
11/11/2015 11:40:00 PM	4.3	40.3
11/11/2015 11:41:00 PM	3.9	39.5
11/11/2015 11:42:00 PM	3.6	39.0
11/11/2015 11:44:00 PM	4.1	40.8
11/11/2015 11:46:00 PM	4.1	46.2
11/11/2015 11:47:00 PM	4.0	40.8
11/11/2015 11:48:00 PM	4.3	39.5
11/11/2015 11:49:00 PM	3.7	39.2
11/11/2015 11:50:00 PM	3.8	39.7
11/11/2015 11:51:00 PM	4.1	50.7
11/11/2015 11:52:00 PM	3.7	39.7
11/11/2015 11:53:00 PM	3.9	40.3
11/11/2015 11:54:00 PM	4.4	41.6
11/11/2015 11:55:00 PM	4.3	41.5
11/11/2015 11:56:00 PM	4.6	42.5
11/11/2015 11:57:00 PM	4.2	39.9
11/11/2015 11:58:00 PM	4.5	41.1
11/11/2015 11:59:00 PM	4.6	42.5
11/12/2015 12:00:00 AM	4.6	41.9
11/12/2015 12:01:00 AM	4.5	41.5
11/12/2015 12:07:00 AM	4.3	41.1
11/12/2015 12:40:00 AM	5.4	45.9
11/12/2015 12:41:00 AM	5.3	46.6
11/12/2015 12:42:00 AM	5.0	42.9
11/12/2015 12:44:00 AM	5.1	43.9
11/12/2015 12:45:00 AM	5.2	45.9
11/12/2015 1:15:00 AM	4.5	42.4
11/12/2015 1:16:00 AM	4.9	40.3
11/12/2015 1:17:00 AM	4.6	42.4
11/12/2015 1:18:00 AM	4.8	41.7
11/12/2015 1:19:00 AM	5.2	42.9
11/12/2015 1:20:00 AM	4.6	39.9
11/12/2015 1:21:00 AM	5.0	43.9
11/12/2015 1:22:00 AM	4.4	41.0

11/12/2015 1:23:00 AM	4.9	42.7
11/12/2015 1:24:00 AM	5.2	44.8
11/12/2015 1:25:00 AM	5.8	45.3
11/12/2015 1:26:00 AM	5.7	46.8
11/12/2015 1:27:00 AM	5.1	49.4
11/12/2015 1:28:00 AM	6.3	49.2
11/12/2015 1:54:00 AM	7.4	53.1
11/12/2015 1:55:00 AM	6.8	52.8
11/12/2015 1:56:00 AM	6.2	52.4
11/12/2015 2:00:00 AM	6.7	54.3
11/12/2015 2:04:00 AM	7.4	55.4
11/12/2015 2:16:00 AM	7.0	53.4
11/12/2015 2:17:00 AM	6.9	56.1
11/12/2015 2:19:00 AM	7.5	56.3
11/12/2015 2:35:00 AM	7.3	55.2
11/12/2015 2:36:00 AM	7.1	55.0
11/12/2015 2:43:00 AM	7.2	55.9
11/12/2015 2:46:00 AM	7.5	56.1
11/12/2015 2:47:00 AM	7.4	54.8
11/12/2015 2:51:00 AM	7.0	53.2
11/12/2015 2:52:00 AM	7.5	56.0
11/12/2015 2:53:00 AM	6.7	51.9
11/12/2015 2:56:00 AM	6.7	53.0
11/12/2015 2:57:00 AM	7.2	54.8
11/12/2015 3:03:00 AM	7.2	54.6
11/12/2015 3:06:00 AM	7.0	53.2
11/12/2015 3:12:00 AM	6.5	52.1
11/12/2015 3:15:00 AM	6.0	51.2
11/12/2015 3:18:00 AM	7.5	56.7
11/12/2015 3:24:00 AM	7.0	53.8
11/12/2015 3:27:00 AM	7.0	52.4
11/12/2015 3:28:00 AM	7.3	54.7
11/12/2015 3:30:00 AM	7.3	54.6
11/12/2015 3:35:00 AM	7.4	55.9
11/12/2015 3:36:00 AM	7.4	55.8
11/12/2015 3:41:00 AM	7.4	56.2

**Table 4 - Valid Ambient 1-minute Sound Data - Monitor A**

Goshen Wind Farm Fall Audit, 1500886

Day and Time of Measurement <sup>[1]</sup>	Average Wind Speed	Measured Leq
	(1 Minute Average)	(dBA)
10/27/2015 10:33:00 PM	7.4	53.8
10/27/2015 10:48:00 PM	7.5	54.6
10/27/2015 10:56:00 PM	7.4	54.5
10/27/2015 10:58:00 PM	7.4	54.3
10/27/2015 11:02:00 PM	6.9	53.4
10/27/2015 11:04:00 PM	7.1	54.1
10/27/2015 11:05:00 PM	7.1	54.6
10/27/2015 11:06:00 PM	6.8	53.8
10/27/2015 11:08:00 PM	6.8	51.8
10/27/2015 11:11:00 PM	7.4	54.9
10/27/2015 11:12:00 PM	7.3	53.6
10/27/2015 11:14:00 PM	7.4	54.4
10/27/2015 11:15:00 PM	7.3	55.1
10/27/2015 11:16:00 PM	7.2	53.9
10/27/2015 11:22:00 PM	7.4	55.1
10/27/2015 11:26:00 PM	7.2	55.0
10/27/2015 11:29:00 PM	7.4	54.8
10/27/2015 11:30:00 PM	6.9	52.9
10/27/2015 11:31:00 PM	6.6	52.2
10/27/2015 11:32:00 PM	6.8	53.4
10/27/2015 11:33:00 PM	7.2	53.7
10/27/2015 11:47:00 PM	7.2	55.0
10/27/2015 11:53:00 PM	7.1	53.1
10/28/2015 12:01:00 AM	7.1	54.5
10/28/2015 12:05:00 AM	6.1	50.4
10/28/2015 12:06:00 AM	7.0	55.0
10/28/2015 12:08:00 AM	7.0	55.2
10/28/2015 12:13:00 AM	7.2	54.4
10/28/2015 12:26:00 AM	7.2	53.7
10/28/2015 12:27:00 AM	6.6	53.5
10/28/2015 12:35:00 AM	6.7	53.5
10/28/2015 12:38:00 AM	6.6	53.7
10/28/2015 12:39:00 AM	6.7	52.4
10/28/2015 12:40:00 AM	6.8	53.3
10/28/2015 12:41:00 AM	6.8	52.5
10/28/2015 12:42:00 AM	6.6	52.4
10/28/2015 12:44:00 AM	6.7	53.4
10/28/2015 12:45:00 AM	6.7	52.6
10/28/2015 12:48:00 AM	7.1	54.2
10/28/2015 12:49:00 AM	6.5	51.0
10/28/2015 12:51:00 AM	6.6	52.3
10/28/2015 12:52:00 AM	5.7	48.6
10/28/2015 12:54:00 AM	6.7	54.0
10/28/2015 12:56:00 AM	6.1	50.3
10/28/2015 10:01:00 PM	5.5	49.8
10/28/2015 10:04:00 PM	6.9	53.6
10/28/2015 10:06:00 PM	6.5	49.7
10/28/2015 10:07:00 PM	5.9	48.7
10/28/2015 10:08:00 PM	5.0	44.2

10/28/2015 10:10:00 PM	6.3	50.2
10/28/2015 10:11:00 PM	6.7	51.4
10/28/2015 10:13:00 PM	6.6	52.7
10/28/2015 10:15:00 PM	5.9	46.7
10/28/2015 10:16:00 PM	6.0	47.7
10/28/2015 10:17:00 PM	6.5	48.7
10/28/2015 10:18:00 PM	6.3	50.4
10/28/2015 10:19:00 PM	7.2	53.1
10/28/2015 10:20:00 PM	6.5	49.7
10/28/2015 10:23:00 PM	6.6	51.0
10/28/2015 10:24:00 PM	6.5	48.6
10/28/2015 10:25:00 PM	5.4	43.9
10/28/2015 10:28:00 PM	5.4	42.8
10/28/2015 10:29:00 PM	5.9	48.5
10/28/2015 10:30:00 PM	6.1	50.5
10/28/2015 10:31:00 PM	5.8	49.4
10/28/2015 10:32:00 PM	7.2	53.6
10/28/2015 10:33:00 PM	6.8	50.4
10/28/2015 10:34:00 PM	7.5	52.5
10/28/2015 10:35:00 PM	6.9	51.5
10/28/2015 10:36:00 PM	7.4	52.9
10/28/2015 10:37:00 PM	6.7	48.8
10/28/2015 10:39:00 PM	7.4	51.2
10/28/2015 10:40:00 PM	6.8	52.9
10/28/2015 10:42:00 PM	6.4	48.7
10/28/2015 10:43:00 PM	6.2	47.0
10/28/2015 10:44:00 PM	5.4	42.7
10/28/2015 10:45:00 PM	5.5	43.8
10/28/2015 10:46:00 PM	5.8	44.7
10/28/2015 10:47:00 PM	6.1	49.7
10/28/2015 10:48:00 PM	5.1	43.5
10/28/2015 10:49:00 PM	4.7	41.2
10/28/2015 10:57:00 PM	6.4	47.7
10/28/2015 10:58:00 PM	6.6	47.3
10/28/2015 10:59:00 PM	5.8	49.1
10/28/2015 11:00:00 PM	7.0	49.2
10/28/2015 11:01:00 PM	5.4	44.3
10/29/2015 1:13:00 AM	5.9	48.3
10/29/2015 1:15:00 AM	4.5	39.8
10/29/2015 1:16:00 AM	5.7	44.0
10/29/2015 1:17:00 AM	4.2	36.4
10/29/2015 1:18:00 AM	4.0	34.6
10/29/2015 1:19:00 AM	4.4	36.2
10/29/2015 1:20:00 AM	4.5	38.5
10/29/2015 1:21:00 AM	5.1	43.1
10/29/2015 1:22:00 AM	5.3	42.2
10/29/2015 1:23:00 AM	4.4	37.1
10/29/2015 1:24:00 AM	4.3	36.4
10/29/2015 1:25:00 AM	4.5	36.6
10/29/2015 1:26:00 AM	4.2	34.8
10/29/2015 1:27:00 AM	4.3	35.3
10/29/2015 1:28:00 AM	3.9	33.7
10/29/2015 1:29:00 AM	4.1	34.9
10/29/2015 1:30:00 AM	3.8	32.5
10/29/2015 1:31:00 AM	3.8	32.9

10/29/2015 1:32:00 AM	3.8	32.8
10/29/2015 1:33:00 AM	4.2	34.7
10/29/2015 1:34:00 AM	4.0	32.5
10/29/2015 1:35:00 AM	3.7	32.8
10/29/2015 1:37:00 AM	3.7	31.7
10/29/2015 1:38:00 AM	3.7	32.9
10/29/2015 1:39:00 AM	3.5	35.4
10/29/2015 1:40:00 AM	3.7	34.3
10/29/2015 1:48:00 AM	4.6	42.7
10/29/2015 1:50:00 AM	4.4	40.5
10/29/2015 1:51:00 AM	4.4	42.1
10/29/2015 1:53:00 AM	5.4	43.3
10/29/2015 1:54:00 AM	5.0	44.0
10/29/2015 1:55:00 AM	4.8	43.1
10/29/2015 1:56:00 AM	5.6	47.5
10/29/2015 1:57:00 AM	5.8	46.8
10/29/2015 1:59:00 AM	5.5	43.4
10/29/2015 2:00:00 AM	4.9	39.2
10/29/2015 2:01:00 AM	3.9	35.9
10/29/2015 2:02:00 AM	4.0	39.7
10/29/2015 2:03:00 AM	4.8	42.9
10/29/2015 2:05:00 AM	6.0	47.0
10/29/2015 2:06:00 AM	6.1	47.2
10/29/2015 2:07:00 AM	5.9	48.3
10/29/2015 2:08:00 AM	6.0	49.9
10/29/2015 2:09:00 AM	7.3	51.2
10/29/2015 2:12:00 AM	4.7	43.5
10/29/2015 2:14:00 AM	4.4	42.2
10/29/2015 2:15:00 AM	5.0	41.3
10/29/2015 2:16:00 AM	4.3	37.5
10/29/2015 2:17:00 AM	4.2	38.5
10/29/2015 2:18:00 AM	4.4	38.5
10/29/2015 2:19:00 AM	4.6	38.7
10/29/2015 2:20:00 AM	3.8	38.3
10/29/2015 2:21:00 AM	4.5	37.8
10/29/2015 2:22:00 AM	4.0	36.8
10/29/2015 2:23:00 AM	4.2	36.3
10/29/2015 10:53:00 PM	7.0	53.5
10/29/2015 10:54:00 PM	7.1	54.4
10/29/2015 10:58:00 PM	7.0	53.3
10/30/2015 2:18:00 AM	6.4	47.3
10/30/2015 2:19:00 AM	6.7	50.0
10/30/2015 2:20:00 AM	6.8	50.8
10/30/2015 2:21:00 AM	7.1	51.6
10/30/2015 2:22:00 AM	6.0	48.8
10/30/2015 2:23:00 AM	4.9	42.5
10/30/2015 2:24:00 AM	5.7	44.8
10/30/2015 2:25:00 AM	5.7	44.8
10/30/2015 2:26:00 AM	5.0	41.7
10/30/2015 2:27:00 AM	4.9	38.8
10/30/2015 2:28:00 AM	4.6	40.2
10/30/2015 2:29:00 AM	5.1	42.6
10/30/2015 2:30:00 AM	4.7	41.6
10/30/2015 2:31:00 AM	4.8	39.4
10/30/2015 2:32:00 AM	5.6	43.7



10/30/2015 2:33:00 AM	5.7	44.7
10/30/2015 2:34:00 AM	6.0	47.7
10/30/2015 2:35:00 AM	5.7	45.3
10/30/2015 2:36:00 AM	5.9	46.8
10/30/2015 2:37:00 AM	7.0	50.2
10/30/2015 2:38:00 AM	6.4	46.8
10/30/2015 2:39:00 AM	5.7	43.7
10/30/2015 2:40:00 AM	4.8	36.4
10/30/2015 2:41:00 AM	4.4	35.2
10/30/2015 2:42:00 AM	4.3	35.2
10/30/2015 2:43:00 AM	3.9	33.5
10/30/2015 2:44:00 AM	3.7	32.9
10/30/2015 2:45:00 AM	3.8	32.7
10/30/2015 2:46:00 AM	3.9	33.2
10/30/2015 2:47:00 AM	4.4	37.9
10/30/2015 2:48:00 AM	4.0	34.9
10/30/2015 2:49:00 AM	4.7	40.9
10/30/2015 2:50:00 AM	4.9	41.5
10/30/2015 2:51:00 AM	5.0	42.2
10/30/2015 2:52:00 AM	4.2	36.7
10/30/2015 2:53:00 AM	3.8	35.0
10/30/2015 2:54:00 AM	3.6	34.2
10/30/2015 2:55:00 AM	4.2	35.7
10/30/2015 2:56:00 AM	4.0	33.8
10/30/2015 2:57:00 AM	3.9	32.9
10/30/2015 2:58:00 AM	4.2	35.6
10/30/2015 2:59:00 AM	4.1	36.1
10/30/2015 3:00:00 AM	3.9	33.6
10/30/2015 3:01:00 AM	3.5	32.3
10/30/2015 3:02:00 AM	4.0	33.9
10/30/2015 3:03:00 AM	4.5	40.8
10/30/2015 3:04:00 AM	4.4	37.2
10/30/2015 3:05:00 AM	3.8	34.2
10/30/2015 3:06:00 AM	3.8	34.0
10/30/2015 3:07:00 AM	3.8	34.1
10/30/2015 3:08:00 AM	4.4	37.5
10/30/2015 3:09:00 AM	3.9	34.3
10/30/2015 3:10:00 AM	4.7	40.6
10/30/2015 3:11:00 AM	3.9	35.9
10/30/2015 3:12:00 AM	3.7	34.7
10/30/2015 3:13:00 AM	3.7	35.3
10/30/2015 3:14:00 AM	4.4	38.7
10/30/2015 3:15:00 AM	5.4	44.1
10/30/2015 3:16:00 AM	5.2	42.7
10/30/2015 3:17:00 AM	4.7	39.8
10/30/2015 3:18:00 AM	4.1	35.5
10/30/2015 3:19:00 AM	3.9	37.2
10/30/2015 3:20:00 AM	4.9	40.5
10/30/2015 3:21:00 AM	4.7	36.9
10/30/2015 3:22:00 AM	3.9	34.3
10/30/2015 3:23:00 AM	4.2	37.4
10/30/2015 3:24:00 AM	5.7	42.6
10/30/2015 3:25:00 AM	5.3	41.8
10/30/2015 3:26:00 AM	4.8	39.7
10/30/2015 3:27:00 AM	4.9	39.9

10/30/2015 3:28:00 AM	5.1	40.4
10/30/2015 3:29:00 AM	4.4	35.8
10/30/2015 3:30:00 AM	4.7	38.4
10/30/2015 3:31:00 AM	4.7	36.1
10/30/2015 3:32:00 AM	5.0	40.7
10/30/2015 3:33:00 AM	4.8	38.6
10/30/2015 3:34:00 AM	4.3	34.8
10/30/2015 3:35:00 AM	4.3	36.4
10/30/2015 3:41:00 AM	3.5	40.2
10/30/2015 3:42:00 AM	4.5	38.9
10/30/2015 3:43:00 AM	4.8	39.0
10/30/2015 3:44:00 AM	4.2	35.6
10/30/2015 3:45:00 AM	4.3	35.8
10/30/2015 3:46:00 AM	3.9	33.2
10/30/2015 3:47:00 AM	3.7	32.1
10/30/2015 3:48:00 AM	3.9	32.8
10/30/2015 3:49:00 AM	4.0	35.8
10/30/2015 3:50:00 AM	4.1	33.3
10/30/2015 3:51:00 AM	4.2	36.7
10/30/2015 3:52:00 AM	4.6	37.4
10/30/2015 4:05:00 AM	4.3	37.8
10/30/2015 4:06:00 AM	4.2	38.5
10/30/2015 4:07:00 AM	5.3	42.7
10/30/2015 4:08:00 AM	5.1	43.8
10/30/2015 4:09:00 AM	4.9	42.1
11/06/2015 10:35:00 PM	5.6	45.7
11/06/2015 10:36:00 PM	5.0	41.9
11/06/2015 10:37:00 PM	5.2	42.4
11/06/2015 10:38:00 PM	5.4	44.6
11/06/2015 10:39:00 PM	4.4	39.4
11/06/2015 10:40:00 PM	4.9	43.0
11/06/2015 10:41:00 PM	5.8	48.5
11/06/2015 10:42:00 PM	5.2	43.8
11/06/2015 10:43:00 PM	4.6	44.3
11/06/2015 10:44:00 PM	5.7	47.6
11/06/2015 10:46:00 PM	5.9	46.2
11/06/2015 10:47:00 PM	6.1	52.2
11/06/2015 10:48:00 PM	6.3	49.2
11/06/2015 10:52:00 PM	6.8	53.7
11/06/2015 10:53:00 PM	6.7	51.8
11/06/2015 10:54:00 PM	7.2	51.9
11/06/2015 10:55:00 PM	6.3	50.5
11/06/2015 10:56:00 PM	6.7	53.1
11/06/2015 10:57:00 PM	6.5	51.9
11/06/2015 10:58:00 PM	5.9	49.4
11/06/2015 10:59:00 PM	6.0	47.3
11/06/2015 11:00:00 PM	5.2	45.3
11/06/2015 11:01:00 PM	5.4	45.4
11/06/2015 11:02:00 PM	5.4	46.0
11/06/2015 11:03:00 PM	5.7	47.0
11/06/2015 11:04:00 PM	5.6	44.6
11/06/2015 11:05:00 PM	6.0	49.8
11/06/2015 11:06:00 PM	6.2	50.0
11/06/2015 11:07:00 PM	5.7	48.2
11/06/2015 11:08:00 PM	4.7	42.0

11/06/2015 11:09:00 PM	5.5	46.5
11/06/2015 11:10:00 PM	5.4	45.3
11/06/2015 11:11:00 PM	5.4	45.7
11/06/2015 11:12:00 PM	4.8	43.1
11/06/2015 11:13:00 PM	4.6	40.4
11/06/2015 11:14:00 PM	5.8	49.2
11/06/2015 11:15:00 PM	6.8	52.9
11/06/2015 11:16:00 PM	5.6	45.8
11/06/2015 11:17:00 PM	6.5	50.5
11/06/2015 11:18:00 PM	5.7	46.7
11/06/2015 11:19:00 PM	6.1	48.1
11/06/2015 11:20:00 PM	5.3	44.6
11/06/2015 11:21:00 PM	5.6	46.7
11/06/2015 11:22:00 PM	5.2	44.7
11/06/2015 11:23:00 PM	5.8	46.5
11/06/2015 11:24:00 PM	5.7	45.3
11/06/2015 11:25:00 PM	5.3	44.1
11/06/2015 11:26:00 PM	5.6	46.8
11/06/2015 11:27:00 PM	5.5	44.7
11/06/2015 11:29:00 PM	6.8	51.3
11/06/2015 11:31:00 PM	7.3	54.5
11/06/2015 11:32:00 PM	6.1	49.5
11/06/2015 11:33:00 PM	5.9	49.8
11/06/2015 11:34:00 PM	6.6	50.3
11/06/2015 11:35:00 PM	6.5	50.7
11/06/2015 11:36:00 PM	6.2	50.2
11/06/2015 11:37:00 PM	6.2	50.1
11/06/2015 11:38:00 PM	6.1	48.0
11/06/2015 11:39:00 PM	6.3	50.7
11/06/2015 11:40:00 PM	6.5	50.1
11/06/2015 11:41:00 PM	6.2	49.2
11/06/2015 11:42:00 PM	4.6	41.5
11/06/2015 11:43:00 PM	6.4	51.8
11/06/2015 11:44:00 PM	6.0	49.6
11/06/2015 11:45:00 PM	6.9	52.2
11/06/2015 11:46:00 PM	6.1	47.2
11/06/2015 11:47:00 PM	6.1	48.8
11/06/2015 11:48:00 PM	6.1	50.4
11/06/2015 11:49:00 PM	6.6	53.9
11/06/2015 11:50:00 PM	6.9	51.0
11/06/2015 11:51:00 PM	5.5	46.7
11/06/2015 11:52:00 PM	6.4	50.8
11/06/2015 11:53:00 PM	6.2	50.0
11/06/2015 11:54:00 PM	5.9	48.2
11/06/2015 11:55:00 PM	5.3	49.0
11/06/2015 11:56:00 PM	5.8	48.2
11/06/2015 11:57:00 PM	6.7	51.1
11/06/2015 11:58:00 PM	5.8	46.4
11/06/2015 11:59:00 PM	4.5	40.7
11/07/2015 12:00:00 AM	6.3	50.4
11/07/2015 12:01:00 AM	5.4	43.7
11/07/2015 12:02:00 AM	4.9	42.7
11/07/2015 12:03:00 AM	4.9	39.7
11/07/2015 12:05:00 AM	6.2	48.1
11/07/2015 12:06:00 AM	5.2	43.7

11/07/2015 12:07:00 AM	5.1	43.0
11/07/2015 12:08:00 AM	4.4	39.3
11/07/2015 12:09:00 AM	4.9	42.8
11/07/2015 12:10:00 AM	4.4	39.3
11/07/2015 12:11:00 AM	5.1	47.5
11/07/2015 12:12:00 AM	5.0	41.0
11/07/2015 12:13:00 AM	5.0	43.0
11/07/2015 12:14:00 AM	4.1	37.0
11/07/2015 12:15:00 AM	4.8	40.8
11/07/2015 12:16:00 AM	4.8	41.5
11/07/2015 12:17:00 AM	5.3	44.3
11/07/2015 12:18:00 AM	4.8	45.8

**Table 5 - Valid Ambient 1-minute Sound Data - Monitor B**

Goshen Wind Farm Fall Audit, 1500886

Day and Time of Measurement <sup>[1]</sup>	Average Wind Speed	Measured Leq
	(1 Minute Average)	(dBA)
10/27/2015 11:43:00 PM	4.2	41.1
10/27/2015 11:55:00 PM	4.2	44.7
10/27/2015 11:56:00 PM	4.8	44.4
10/28/2015 12:05:00 AM	4.0	45.2
10/28/2015 12:11:00 AM	4.5	41.7
10/28/2015 12:12:00 AM	4.9	40.4
10/28/2015 12:30:00 AM	4.5	41.6
10/28/2015 12:31:00 AM	4.6	41.7
10/28/2015 12:32:00 AM	5.1	41.5
10/28/2015 12:33:00 AM	4.9	42.2
10/28/2015 12:35:00 AM	5.9	44.8
10/28/2015 12:37:00 AM	4.0	41.3
10/28/2015 12:38:00 AM	4.7	40.0
10/28/2015 12:40:00 AM	5.2	41.8
10/28/2015 10:12:00 PM	3.6	40.3
10/28/2015 10:20:00 PM	5.5	45.5
10/28/2015 10:40:00 PM	6.5	51.4
10/28/2015 10:54:00 PM	3.8	44.1
10/28/2015 10:55:00 PM	6.0	44.1
10/28/2015 10:58:00 PM	7.4	50.1
10/28/2015 11:10:00 PM	7.4	53.9
10/28/2015 11:15:00 PM	6.9	46.8
10/28/2015 11:27:00 PM	6.7	46.3
10/28/2015 11:49:00 PM	6.7	50.8
10/28/2015 11:51:00 PM	5.0	41.4
10/28/2015 11:52:00 PM	5.1	41.2
10/28/2015 11:59:00 PM	6.3	46.4
10/29/2015 12:20:00 AM	3.8	42.1
11/06/2015 10:12:00 PM	4.5	42.7
11/06/2015 10:17:00 PM	6.7	52.3
11/06/2015 10:18:00 PM	6.9	53.1
11/06/2015 10:19:00 PM	5.7	48.9
11/06/2015 10:20:00 PM	5.2	43.7
11/06/2015 10:23:00 PM	6.8	51.6
11/06/2015 10:26:00 PM	6.7	51.8
11/06/2015 10:28:00 PM	7.2	52.6
11/06/2015 10:29:00 PM	5.2	46.6
11/06/2015 10:30:00 PM	5.3	48.0
11/06/2015 10:33:00 PM	6.6	53.1
11/06/2015 10:36:00 PM	5.2	47.5
11/06/2015 10:37:00 PM	5.0	45.8
11/06/2015 10:38:00 PM	7.0	50.8
11/06/2015 10:39:00 PM	6.7	51.5
11/06/2015 10:40:00 PM	6.2	48.3
11/06/2015 10:41:00 PM	5.8	48.0
11/06/2015 10:43:00 PM	5.3	43.5
11/06/2015 10:44:00 PM	4.9	43.2
11/06/2015 10:45:00 PM	4.7	42.5
11/06/2015 10:46:00 PM	4.2	41.1

11/06/2015 10:47:00 PM	5.4	45.5
11/06/2015 10:48:00 PM	4.7	40.2
11/06/2015 10:50:00 PM	4.1	40.4
11/06/2015 10:51:00 PM	5.4	47.4
11/06/2015 10:52:00 PM	5.6	45.9
11/06/2015 10:53:00 PM	5.0	42.0
11/06/2015 10:54:00 PM	4.8	42.7
11/06/2015 10:55:00 PM	4.9	42.2
11/06/2015 10:56:00 PM	5.0	44.4
11/06/2015 10:57:00 PM	5.2	45.0
11/06/2015 10:58:00 PM	4.6	40.2
11/06/2015 10:59:00 PM	4.8	41.0
11/06/2015 11:00:00 PM	6.0	48.3
11/06/2015 11:02:00 PM	7.4	53.1
11/06/2015 11:03:00 PM	5.9	47.7
11/06/2015 11:04:00 PM	5.7	46.3
11/06/2015 11:05:00 PM	5.5	47.6
11/06/2015 11:06:00 PM	6.2	48.9
11/06/2015 11:07:00 PM	4.9	43.1
11/06/2015 11:08:00 PM	4.6	42.4
11/06/2015 11:10:00 PM	5.7	47.1
11/06/2015 11:11:00 PM	6.2	48.8
11/06/2015 11:12:00 PM	5.5	45.4
11/06/2015 11:13:00 PM	5.9	50.0
11/06/2015 11:14:00 PM	5.5	46.3
11/06/2015 11:15:00 PM	5.7	46.1
11/06/2015 11:16:00 PM	5.8	48.0
11/06/2015 11:18:00 PM	6.7	50.1
11/06/2015 11:19:00 PM	6.4	50.0
11/06/2015 11:20:00 PM	6.7	53.0
11/06/2015 11:21:00 PM	6.1	48.2
11/06/2015 11:23:00 PM	7.2	53.2
11/06/2015 11:26:00 PM	5.7	46.5
11/06/2015 11:27:00 PM	4.6	41.8
11/06/2015 11:28:00 PM	6.3	48.1
11/06/2015 11:29:00 PM	6.6	50.9
11/06/2015 11:30:00 PM	5.5	44.7
11/06/2015 11:31:00 PM	6.6	49.8
11/06/2015 11:32:00 PM	6.5	49.8
11/06/2015 11:33:00 PM	5.7	46.6
11/06/2015 11:34:00 PM	5.9	47.5
11/06/2015 11:35:00 PM	6.4	48.9
11/06/2015 11:36:00 PM	5.4	46.3
11/06/2015 11:37:00 PM	5.4	45.2
11/06/2015 11:38:00 PM	7.0	52.5
11/06/2015 11:39:00 PM	7.3	53.7
11/06/2015 11:40:00 PM	7.3	53.3
11/06/2015 11:41:00 PM	5.7	48.6
11/06/2015 11:42:00 PM	5.5	44.7
11/06/2015 11:43:00 PM	6.1	47.5
11/06/2015 11:44:00 PM	5.6	44.1
11/06/2015 11:45:00 PM	6.1	49.6
11/06/2015 11:46:00 PM	6.6	49.0
11/06/2015 11:47:00 PM	6.1	47.3
11/06/2015 11:48:00 PM	5.9	46.4

11/06/2015 11:49:00 PM	7.4	54.0
11/06/2015 11:50:00 PM	6.5	50.0
11/06/2015 11:51:00 PM	5.3	45.5
11/06/2015 11:52:00 PM	5.5	43.4
11/06/2015 11:54:00 PM	7.1	52.2
11/06/2015 11:55:00 PM	6.1	47.4
11/06/2015 11:57:00 PM	7.5	54.4
11/06/2015 11:58:00 PM	6.4	49.2
11/06/2015 11:59:00 PM	6.4	48.7
11/07/2015 12:00:00 AM	6.0	48.4
11/07/2015 12:01:00 AM	5.2	43.1
11/07/2015 12:02:00 AM	5.2	42.3
11/07/2015 12:03:00 AM	5.0	44.0
11/07/2015 12:04:00 AM	6.3	49.3
11/07/2015 12:05:00 AM	6.0	47.8
11/07/2015 12:06:00 AM	6.1	48.4
11/07/2015 12:07:00 AM	6.0	45.9
11/07/2015 12:08:00 AM	5.0	42.4
11/07/2015 12:09:00 AM	5.1	43.8
11/07/2015 12:10:00 AM	6.3	49.3
11/07/2015 12:11:00 AM	6.6	48.5
11/07/2015 12:12:00 AM	6.6	49.4
11/07/2015 12:13:00 AM	6.6	50.0
11/07/2015 12:14:00 AM	7.5	54.2
11/07/2015 12:15:00 AM	5.7	46.8
11/07/2015 12:16:00 AM	6.2	47.9
11/07/2015 12:17:00 AM	5.9	45.3
11/07/2015 12:18:00 AM	4.6	42.8
11/07/2015 12:19:00 AM	5.4	44.6
11/07/2015 12:20:00 AM	7.4	53.6
11/07/2015 12:22:00 AM	6.5	48.9
11/07/2015 12:23:00 AM	6.4	50.3
11/07/2015 12:24:00 AM	5.4	44.1
11/10/2015 2:51:00 AM	3.7	37.2
11/10/2015 2:52:00 AM	3.8	36.5
11/11/2015 11:09:00 PM	4.4	37.3
11/11/2015 11:10:00 PM	4.1	35.8
11/11/2015 11:11:00 PM	3.8	33.7
11/11/2015 11:13:00 PM	4.2	38.1
11/11/2015 11:14:00 PM	3.7	36.7
11/11/2015 11:15:00 PM	4.2	36.6
11/11/2015 11:16:00 PM	4.4	36.3
11/11/2015 11:17:00 PM	4.1	35.9
11/11/2015 11:18:00 PM	3.8	34.3
11/11/2015 11:19:00 PM	4.0	35.4
11/11/2015 11:21:00 PM	4.2	36.2
11/11/2015 11:22:00 PM	4.1	36.1
11/11/2015 11:23:00 PM	3.7	35.0
11/11/2015 11:24:00 PM	3.6	34.5
11/11/2015 11:25:00 PM	4.0	35.0
11/11/2015 11:26:00 PM	4.0	35.2
11/11/2015 11:27:00 PM	3.9	35.3
11/11/2015 11:29:00 PM	4.1	35.3
11/11/2015 11:30:00 PM	3.9	36.3
11/11/2015 11:32:00 PM	3.8	34.8

11/11/2015 11:33:00 PM	3.9	36.8
11/11/2015 11:34:00 PM	4.4	35.9
11/11/2015 11:35:00 PM	3.6	36.0
11/11/2015 11:36:00 PM	4.2	36.0
11/11/2015 11:38:00 PM	3.8	36.2
11/11/2015 11:40:00 PM	3.8	36.1
11/11/2015 11:41:00 PM	3.5	34.8
11/11/2015 11:42:00 PM	3.9	37.5
11/11/2015 11:43:00 PM	4.8	40.3
11/11/2015 11:44:00 PM	3.9	34.9
11/11/2015 11:46:00 PM	3.5	34.6
11/11/2015 11:47:00 PM	3.7	37.2
11/11/2015 11:48:00 PM	4.2	38.4
11/11/2015 11:49:00 PM	4.5	40.0
11/11/2015 11:50:00 PM	4.1	39.0
11/11/2015 11:51:00 PM	4.5	41.0
11/11/2015 11:52:00 PM	4.4	36.1
11/11/2015 11:53:00 PM	3.7	36.3
11/11/2015 11:54:00 PM	4.7	40.3
11/11/2015 11:55:00 PM	4.0	36.9
11/11/2015 11:57:00 PM	4.0	36.4
11/11/2015 11:58:00 PM	4.0	36.8
11/11/2015 11:59:00 PM	3.8	35.9
11/12/2015 12:00:00 AM	4.1	38.1
11/12/2015 12:01:00 AM	4.4	38.0
11/12/2015 12:02:00 AM	3.6	38.4
11/12/2015 12:03:00 AM	4.4	41.2
11/12/2015 12:04:00 AM	4.4	38.6
11/12/2015 12:05:00 AM	4.1	38.0
11/12/2015 12:06:00 AM	5.3	42.6
11/12/2015 12:07:00 AM	4.8	40.4
11/12/2015 12:08:00 AM	4.3	38.4
11/12/2015 12:09:00 AM	5.3	43.5
11/12/2015 12:11:00 AM	4.6	40.7
11/12/2015 12:12:00 AM	4.5	40.0
11/12/2015 12:13:00 AM	3.7	37.2
11/12/2015 12:14:00 AM	4.6	41.3
11/12/2015 12:15:00 AM	4.0	38.7
11/16/2015 10:27:00 PM	3.6	37.4
11/16/2015 10:28:00 PM	4.1	38.3
11/16/2015 10:29:00 PM	3.7	36.3
11/16/2015 10:30:00 PM	4.0	39.4
11/16/2015 10:31:00 PM	4.3	40.2
11/16/2015 10:32:00 PM	4.3	38.8
11/16/2015 10:33:00 PM	3.9	38.7
11/16/2015 10:34:00 PM	4.0	38.4
11/16/2015 10:35:00 PM	4.0	40.2
11/16/2015 10:37:00 PM	4.3	37.5
11/16/2015 10:38:00 PM	4.1	41.7
11/16/2015 10:39:00 PM	4.4	41.8
11/16/2015 10:40:00 PM	4.5	42.7
11/16/2015 10:41:00 PM	3.8	37.8
11/16/2015 10:42:00 PM	3.8	38.2
11/16/2015 10:43:00 PM	5.1	43.8
11/16/2015 10:44:00 PM	5.2	43.9



12/10/2015 10:00:00 PM	7.2	52.2
12/10/2015 10:17:00 PM	6.9	52.1
12/10/2015 10:19:00 PM	7.4	54.3
12/20/2015 10:04:00 PM	7.0	51.7
12/20/2015 10:05:00 PM	5.9	49.4
12/20/2015 10:06:00 PM	5.8	47.2
12/20/2015 10:08:00 PM	4.8	44.6
12/20/2015 10:10:00 PM	3.5	42.5
12/20/2015 10:16:00 PM	6.3	47.6

**Table 6 - Valid Ambient 1-minute Sound Data - Monitor C**

Goshen Wind Farm Fall Audit, 1500886

<b>Day and Time of Measurement <sup>[1]</sup></b>	<b>Average Wind Speed (1 Minute Average)</b>	<b>Measured Leq (dBA)</b>
10/27/2015 10:25:00 PM	7.3	54.5
10/27/2015 10:33:00 PM	6.5	50.6
10/27/2015 10:35:00 PM	6.9	53.4
10/27/2015 10:37:00 PM	6.6	53.6
10/27/2015 10:38:00 PM	6.9	51.9
10/27/2015 10:42:00 PM	6.6	53.4
10/27/2015 10:44:00 PM	6.2	49.8
10/27/2015 10:48:00 PM	6.7	53.5
10/27/2015 10:53:00 PM	7.1	53.3
10/27/2015 10:56:00 PM	7.4	54.3
10/27/2015 10:58:00 PM	7.0	52.4
10/27/2015 11:00:00 PM	7.1	51.8
10/27/2015 11:02:00 PM	6.8	52.3
10/27/2015 11:06:00 PM	7.0	51.5
10/27/2015 11:12:00 PM	7.1	54.5
10/27/2015 11:13:00 PM	7.2	54.5
10/27/2015 11:15:00 PM	6.7	51.0
10/27/2015 11:20:00 PM	6.0	49.7
10/27/2015 11:21:00 PM	6.3	50.2
10/27/2015 11:29:00 PM	6.8	52.9
10/27/2015 11:30:00 PM	7.1	54.3
10/27/2015 11:34:00 PM	6.6	50.8
10/27/2015 11:36:00 PM	7.0	53.2
10/27/2015 11:41:00 PM	6.8	52.8
10/27/2015 11:42:00 PM	7.3	54.1
10/27/2015 11:56:00 PM	7.0	53.9
10/28/2015 12:00:00 AM	7.2	53.5
10/28/2015 12:02:00 AM	6.9	54.0
10/28/2015 12:04:00 AM	6.6	51.9
10/28/2015 12:06:00 AM	6.9	52.9
10/28/2015 12:07:00 AM	6.6	53.2
10/28/2015 12:08:00 AM	7.2	53.8
10/28/2015 12:11:00 AM	7.0	54.2
10/28/2015 12:20:00 AM	6.6	52.2
10/28/2015 12:23:00 AM	6.7	52.8
10/28/2015 12:26:00 AM	6.9	53.5
10/28/2015 12:30:00 AM	6.9	52.7
10/28/2015 12:31:00 AM	6.0	49.4
10/28/2015 12:32:00 AM	5.8	47.6
10/28/2015 12:33:00 AM	6.6	52.7
10/28/2015 12:34:00 AM	6.7	51.7
10/28/2015 12:39:00 AM	7.2	53.4
10/28/2015 12:40:00 AM	6.2	50.2
10/28/2015 12:43:00 AM	6.5	53.4
10/28/2015 12:45:00 AM	5.7	48.9
10/28/2015 12:46:00 AM	6.7	54.6
10/28/2015 12:48:00 AM	7.3	54.2
10/28/2015 12:49:00 AM	6.9	53.0
10/28/2015 12:52:00 AM	7.1	53.0

10/28/2015 12:53:00 AM	7.0	53.1
10/28/2015 12:56:00 AM	6.5	53.1
10/28/2015 10:01:00 PM	5.9	48.8
10/28/2015 10:02:00 PM	6.1	48.8
10/28/2015 10:04:00 PM	6.7	53.0
10/28/2015 10:05:00 PM	5.7	45.1
10/28/2015 10:06:00 PM	6.3	50.0
10/28/2015 10:07:00 PM	5.9	47.2
10/28/2015 10:08:00 PM	6.5	49.4
10/28/2015 10:09:00 PM	6.6	52.6
10/28/2015 10:10:00 PM	7.0	53.1
10/28/2015 10:11:00 PM	6.7	49.9
10/28/2015 10:12:00 PM	5.8	48.2
10/28/2015 10:16:00 PM	6.7	49.9
10/28/2015 10:17:00 PM	6.6	48.5
10/28/2015 10:20:00 PM	6.5	49.7
10/28/2015 10:21:00 PM	6.3	48.4
10/28/2015 10:22:00 PM	6.5	49.5
10/28/2015 10:24:00 PM	5.9	46.8
10/28/2015 10:25:00 PM	6.3	49.8
10/28/2015 10:27:00 PM	5.5	46.4
10/28/2015 10:28:00 PM	5.9	49.7
10/28/2015 10:29:00 PM	6.2	49.0
10/28/2015 10:31:00 PM	6.1	48.0
10/28/2015 10:33:00 PM	6.4	49.9
10/28/2015 10:35:00 PM	6.8	51.3
10/28/2015 10:36:00 PM	6.4	47.9
10/28/2015 10:37:00 PM	6.1	47.8
10/28/2015 10:40:00 PM	5.7	45.8
10/28/2015 10:41:00 PM	7.0	52.8
10/28/2015 10:43:00 PM	6.4	49.3
10/28/2015 10:44:00 PM	6.0	46.0
10/28/2015 10:54:00 PM	7.3	52.5
10/28/2015 10:55:00 PM	6.2	47.8
10/28/2015 10:57:00 PM	6.1	46.5
10/28/2015 10:58:00 PM	6.5	49.1
10/28/2015 11:01:00 PM	5.5	44.3
10/29/2015 1:13:00 AM	5.5	44.0
10/29/2015 1:14:00 AM	4.8	39.8
10/29/2015 1:15:00 AM	5.6	44.4
10/29/2015 1:16:00 AM	4.9	41.0
10/29/2015 1:17:00 AM	5.0	42.9
10/29/2015 1:18:00 AM	5.4	42.9
10/29/2015 1:19:00 AM	4.4	37.7
10/29/2015 1:20:00 AM	3.8	36.4
10/29/2015 1:21:00 AM	4.8	40.6
10/29/2015 1:22:00 AM	4.9	40.2
10/29/2015 1:23:00 AM	4.4	38.3
10/29/2015 1:26:00 AM	3.9	37.7
10/29/2015 1:27:00 AM	3.8	38.2
10/29/2015 1:28:00 AM	4.0	35.8
10/29/2015 1:29:00 AM	3.9	35.8
10/29/2015 1:30:00 AM	4.0	36.0
10/29/2015 1:31:00 AM	3.9	35.6
10/29/2015 1:33:00 AM	3.9	36.1

10/29/2015 1:34:00 AM	3.7	37.8
10/29/2015 1:36:00 AM	3.5	35.5
10/29/2015 1:37:00 AM	3.6	36.1
10/29/2015 1:38:00 AM	3.7	35.8
10/29/2015 1:39:00 AM	3.8	38.0
10/29/2015 1:46:00 AM	3.7	36.4
10/29/2015 1:49:00 AM	4.9	45.1
10/29/2015 1:50:00 AM	6.1	49.2
10/29/2015 1:51:00 AM	5.7	47.4
10/29/2015 1:53:00 AM	6.2	50.0
10/29/2015 1:54:00 AM	6.6	50.7
10/29/2015 1:55:00 AM	5.6	47.4
10/29/2015 1:56:00 AM	5.4	46.2
10/29/2015 1:57:00 AM	5.3	44.6
10/29/2015 1:59:00 AM	4.9	43.0
10/29/2015 2:00:00 AM	4.9	46.5
10/29/2015 2:01:00 AM	5.5	45.7
10/29/2015 2:02:00 AM	4.8	42.9
10/29/2015 2:03:00 AM	4.6	41.4
10/29/2015 2:05:00 AM	6.0	48.8
10/29/2015 2:07:00 AM	7.3	54.6
10/29/2015 2:08:00 AM	6.3	50.2
10/29/2015 2:09:00 AM	6.9	52.1
10/29/2015 2:10:00 AM	5.8	47.7
10/29/2015 2:11:00 AM	5.1	43.4
10/29/2015 2:12:00 AM	4.5	41.5
10/29/2015 2:14:00 AM	6.3	48.5
10/29/2015 2:15:00 AM	5.8	47.3
10/29/2015 2:16:00 AM	5.2	43.0
10/29/2015 2:17:00 AM	4.4	39.6
10/29/2015 2:18:00 AM	4.7	42.6
10/29/2015 2:19:00 AM	5.2	44.5
10/29/2015 2:21:00 AM	5.0	44.4
10/29/2015 2:22:00 AM	5.9	48.0
10/29/2015 2:23:00 AM	5.9	47.3
10/29/2015 10:53:00 PM	7.5	53.5
10/29/2015 11:01:00 PM	6.3	47.4
10/29/2015 11:02:00 PM	5.9	48.1
10/30/2015 2:18:00 AM	3.9	39.8
10/30/2015 2:19:00 AM	3.6	39.7
10/30/2015 2:21:00 AM	3.9	38.2
10/30/2015 2:22:00 AM	3.9	38.1
10/30/2015 2:24:00 AM	4.2	39.1
10/30/2015 2:25:00 AM	3.6	37.3
10/30/2015 2:28:00 AM	4.2	39.8
10/30/2015 2:30:00 AM	3.8	37.0
10/30/2015 2:31:00 AM	3.8	40.1
10/30/2015 2:32:00 AM	4.7	40.2
10/30/2015 2:36:00 AM	3.6	40.9
10/30/2015 2:37:00 AM	4.5	39.6
10/30/2015 2:39:00 AM	3.6	38.4
10/30/2015 2:40:00 AM	4.1	41.1
10/30/2015 2:41:00 AM	5.1	43.7
10/30/2015 2:42:00 AM	3.7	37.0
10/30/2015 2:43:00 AM	3.8	37.4

10/30/2015 2:44:00 AM	3.6	35.4
10/30/2015 2:46:00 AM	3.6	36.6
10/30/2015 2:53:00 AM	3.7	35.8
10/30/2015 3:09:00 AM	3.7	36.6
10/30/2015 3:13:00 AM	3.7	36.2
10/30/2015 3:17:00 AM	3.6	40.2
10/30/2015 3:18:00 AM	3.9	38.1
10/30/2015 3:20:00 AM	3.6	39.7
10/30/2015 3:22:00 AM	4.5	38.7
10/30/2015 3:25:00 AM	3.6	37.2
10/30/2015 3:26:00 AM	3.7	37.8
10/30/2015 3:27:00 AM	3.7	37.1
10/30/2015 3:30:00 AM	4.1	38.3
10/30/2015 3:31:00 AM	4.3	37.6
10/30/2015 3:32:00 AM	3.8	35.7
10/30/2015 3:34:00 AM	4.1	38.0
10/30/2015 3:35:00 AM	4.2	38.6
10/30/2015 3:36:00 AM	3.7	38.0
10/30/2015 3:37:00 AM	3.7	36.6
10/30/2015 3:38:00 AM	3.8	38.0
10/30/2015 3:41:00 AM	3.9	38.6
10/30/2015 3:45:00 AM	3.6	35.9
11/02/2015 11:31:00 PM	3.5	38.3
11/02/2015 11:32:00 PM	3.5	36.5
11/02/2015 11:33:00 PM	3.9	37.4
11/02/2015 11:34:00 PM	4.4	39.8
11/02/2015 11:35:00 PM	4.3	39.4
11/02/2015 11:36:00 PM	4.4	38.8
11/02/2015 11:38:00 PM	3.5	38.0
11/02/2015 11:42:00 PM	3.6	37.0
11/02/2015 11:43:00 PM	3.9	36.2
11/02/2015 11:45:00 PM	3.9	37.3
11/02/2015 11:46:00 PM	3.8	37.8
11/02/2015 11:47:00 PM	3.5	37.8
11/06/2015 10:36:00 PM	5.4	41.8
11/06/2015 10:44:00 PM	4.1	41.3
11/06/2015 10:48:00 PM	4.6	43.5
11/06/2015 10:49:00 PM	4.7	43.8
11/06/2015 10:50:00 PM	5.6	49.1
11/06/2015 10:51:00 PM	4.5	44.3
11/06/2015 10:52:00 PM	3.8	43.3
11/06/2015 10:53:00 PM	3.9	41.3
11/06/2015 10:54:00 PM	3.6	39.3
11/06/2015 10:57:00 PM	5.4	45.2
11/06/2015 10:58:00 PM	5.2	44.2
11/06/2015 11:01:00 PM	4.2	43.2
11/06/2015 11:03:00 PM	4.7	40.4
11/06/2015 11:04:00 PM	4.6	38.9
11/06/2015 11:05:00 PM	4.0	37.4
11/06/2015 11:06:00 PM	4.8	41.9
11/06/2015 11:07:00 PM	4.4	38.7
11/06/2015 11:10:00 PM	5.2	40.4
11/06/2015 11:12:00 PM	5.9	44.6
11/06/2015 11:13:00 PM	4.7	39.8
11/06/2015 11:14:00 PM	4.4	41.4

11/06/2015 11:15:00 PM	5.7	44.3
11/06/2015 11:16:00 PM	4.7	39.0
11/06/2015 11:17:00 PM	4.6	43.6
11/06/2015 11:18:00 PM	5.3	44.6
11/06/2015 11:21:00 PM	5.1	42.2
11/06/2015 11:22:00 PM	4.9	40.2
11/06/2015 11:23:00 PM	5.3	41.4
11/06/2015 11:24:00 PM	4.6	37.8
11/06/2015 11:25:00 PM	5.3	45.8
11/06/2015 11:26:00 PM	4.5	40.3
11/06/2015 11:27:00 PM	5.3	42.2
11/06/2015 11:30:00 PM	6.4	46.3
11/06/2015 11:31:00 PM	6.6	48.1
11/06/2015 11:32:00 PM	6.4	49.0
11/06/2015 11:33:00 PM	6.2	47.9
11/06/2015 11:34:00 PM	5.8	47.5
11/06/2015 11:35:00 PM	4.7	39.9
11/06/2015 11:39:00 PM	4.8	41.8
11/06/2015 11:40:00 PM	4.8	41.8
11/06/2015 11:46:00 PM	3.5	37.3
11/06/2015 11:47:00 PM	4.2	40.6
11/06/2015 11:48:00 PM	5.9	46.0
11/06/2015 11:49:00 PM	5.6	43.0
11/06/2015 11:50:00 PM	4.0	39.5
11/06/2015 11:51:00 PM	4.1	37.6
11/06/2015 11:52:00 PM	3.6	36.5
11/06/2015 11:53:00 PM	5.4	41.7
11/06/2015 11:54:00 PM	4.9	43.4
11/06/2015 11:56:00 PM	4.0	41.8
11/06/2015 11:59:00 PM	3.6	35.6
11/07/2015 12:03:00 AM	4.3	38.0
11/07/2015 12:04:00 AM	3.9	36.0
11/07/2015 12:05:00 AM	4.1	36.6
11/07/2015 12:06:00 AM	4.1	36.2
11/07/2015 12:07:00 AM	3.9	35.7
11/07/2015 12:08:00 AM	4.2	38.9
11/07/2015 12:09:00 AM	4.2	36.3
11/07/2015 12:10:00 AM	4.2	37.5
11/07/2015 12:12:00 AM	3.9	36.3
11/07/2015 12:13:00 AM	4.7	38.2
11/07/2015 12:15:00 AM	5.2	43.9
11/07/2015 12:16:00 AM	5.1	38.4
11/07/2015 12:17:00 AM	4.8	40.6
11/12/2015 12:46:00 AM	5.1	43.6
11/12/2015 12:47:00 AM	5.6	46.5
11/12/2015 12:48:00 AM	5.9	47.6
11/12/2015 12:49:00 AM	5.6	46.3
11/12/2015 12:51:00 AM	5.9	49.2
11/12/2015 12:52:00 AM	6.3	49.8
11/12/2015 12:55:00 AM	6.2	47.6
11/12/2015 12:56:00 AM	5.8	48.7
11/12/2015 12:57:00 AM	5.7	49.9
11/12/2015 12:58:00 AM	6.3	50.3
11/12/2015 12:59:00 AM	6.0	49.7
11/12/2015 1:00:00 AM	6.1	49.8

11/12/2015 1:01:00 AM	6.4	50.2
11/12/2015 1:30:00 AM	5.7	45.9
11/12/2015 1:31:00 AM	5.2	43.2
11/12/2015 1:32:00 AM	4.7	40.6
11/12/2015 1:33:00 AM	5.1	44.6
11/12/2015 1:34:00 AM	4.7	43.6
11/12/2015 1:35:00 AM	5.1	46.2
11/12/2015 1:37:00 AM	5.8	49.0
11/12/2015 1:39:00 AM	5.3	45.0
11/12/2015 1:40:00 AM	5.1	45.6
11/12/2015 1:41:00 AM	6.0	49.5
11/12/2015 1:42:00 AM	5.7	50.1
11/12/2015 1:44:00 AM	5.7	47.7
11/12/2015 1:46:00 AM	4.9	41.9
11/12/2015 1:47:00 AM	4.9	44.6
11/12/2015 1:49:00 AM	5.6	48.3

**Table 7 - Summary of Sound Levels - Monitor A**

Goshen Wind Farm Fall Audit, 1500886

Wind Speed	Average L <sub>EQ</sub> for Total Sound Condition	Total # of Valid Intervals for Total Sound	Standard Deviation of Valid Intervals for Total Sound	Average L <sub>EQ</sub> for Ambient Sound Condition	Total # of Valid Intervals for Ambient Sound Condition	Standard Deviation of Valid Intervals for Ambient Sound Condition	Turbine Only Sound Levels	REA Sound Level Limits	Over REA Limits?
(m/s)	(dBA)		(dBA)	(dBA)		(dBA)	(dBA)	(dBA)	(dBA)
4	40	884	2	37	85	2	36	40	No
5	44	711	3	43	86	2	34 <sup>[1]</sup>	40	No
6	49	469	2	48	84	2	39 <sup>[1]</sup>	40	No
7	52	317	2	53	81	2	42 <sup>[1]</sup>	43	No

[1] Where the ambient condition is within a decibel or equal to the total sound level condition, the total sound and ambient sound levels are assumed equal.

Therefore the turbine only sound levels are estimated to be 10 dB lower than the total sound condition



**Table 8 - Summary of Sound Levels - Monitor B**

Goshen Wind Farm Fall Audit, 1500886

Wind Speed	Average L <sub>EQ</sub> for Total Sound Condition	Total # of Valid Intervals for Total Sound	Standard Deviation of Valid Intervals for Total Sound	Average L <sub>EQ</sub> for Ambient Sound Condition	Total # of Valid Intervals for Ambient Sound Condition	Standard Deviation of Valid Intervals for Ambient Sound Condition	Turbine Only Sound Levels	REA Sound Level Limits	Over REA Limits?
(m/s)	(dBA)		(dBA)	(dBA)		(dBA)			
4	42	3199	4	39	78	3	40	40	No
5	45	2455	3	44	59	2	35 <sup>[1]</sup>	40	No
6	49	1650	2	48	50	2	39 <sup>[1]</sup>	40	No
7	53	1037	3	52	36	2	43 <sup>[1]</sup>	43	No

[1] Where the ambient condition is within a decibel or equal to the total sound level condition, the total sound and ambient sound levels are assumed equal.

Therefore the turbine only sound levels are estimated to be 10 dB lower than the total sound condition

**Table 9 - Summary of Sound Levels - Monitor C**

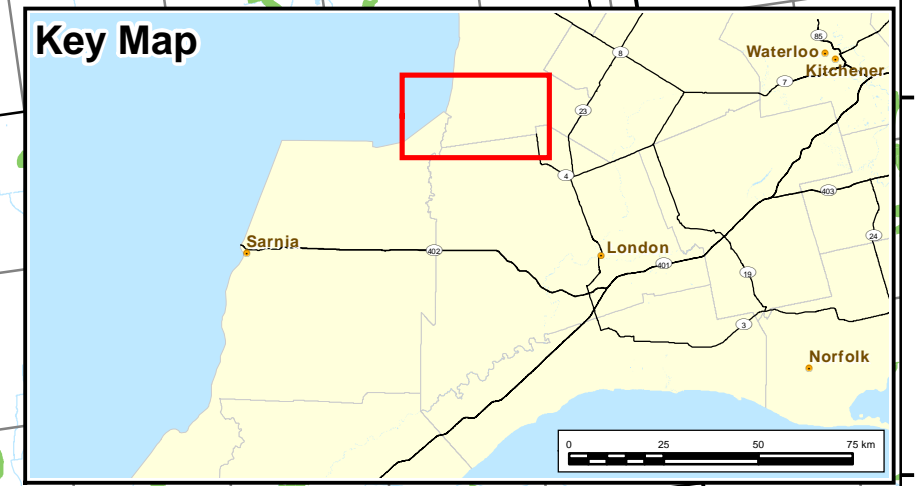
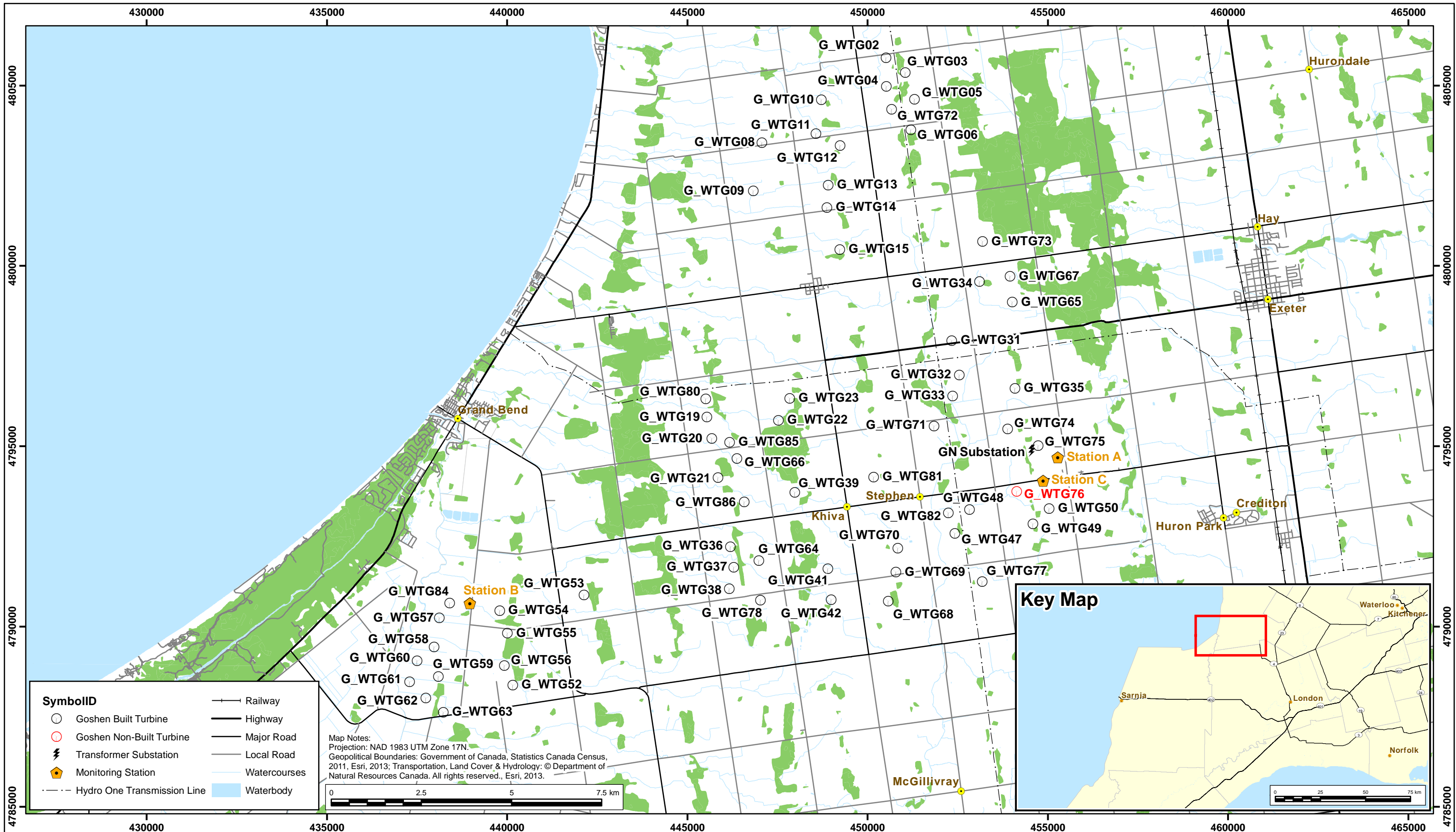
Goshen Wind Farm Fall Audit, 1500886

Wind Speed	Average L <sub>EQ</sub> for Total Sound Condition	Total # of Valid Intervals for Total Sound	Standard Deviation of Valid Intervals for Total Sound	Average L <sub>EQ</sub> for Ambient Sound Condition	Total # of Valid Intervals for Ambient Sound Condition	Standard Deviation of Valid Intervals for Ambient Sound Condition	Turbine Only Sound Levels	REA Sound Level Limits	Over REA Limits?
(m/s)	(dBA)		(dBA)	(dBA)		(dBA)	(dBA)	(dBA)	(dBA)
4	42	1338	3	38	91	2	40	40	No
5	45	800	3	43	61	2	40	40	No
6	49	451	3	48	72	2	39 <sup>[1]</sup>	40	No
7	53	246	2	53	61	2	43 <sup>[1]</sup>	43	No

[1] Where the ambient condition is within a decibel or equal to the total sound level condition, the total sound and ambient sound levels are assumed equal.

Therefore the turbine only sound levels are estimated to be 10 dB lower than the total sound condition

# FIGURES



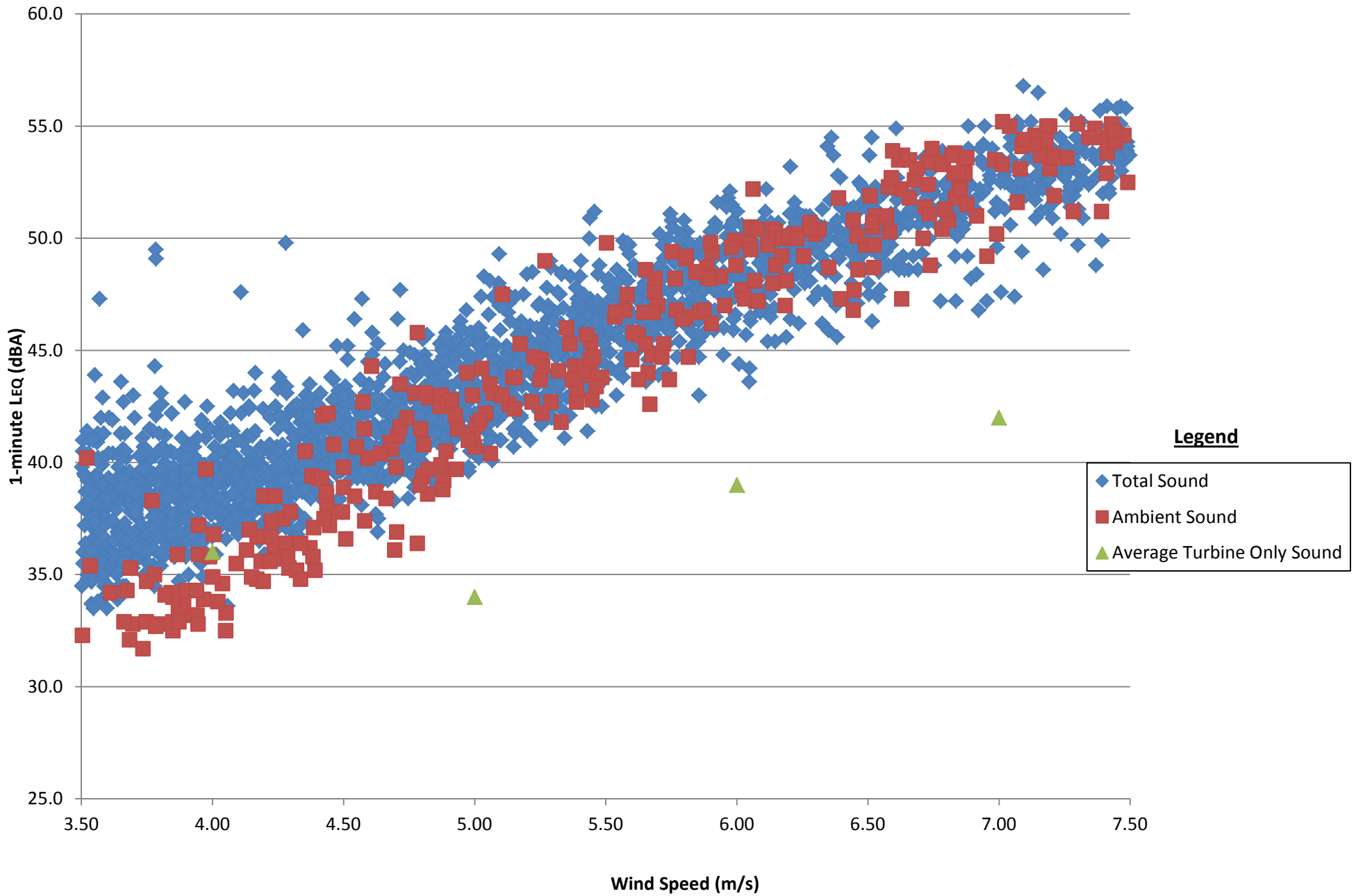
Goshen Wind Farm - Noise Monitoring Locations



Drawn by: NBN Figure: 1  
 Approx. Scale: 1:100,000  
 Date Revised: July 7, 2015



# Figure 2 - Valid $L_{EQ}$ Data - Monitor A



Valid  $L_{EQ}$  Data – Monitor A

Goshen Wind Farm, Huron County, Ontario

Project #1500886

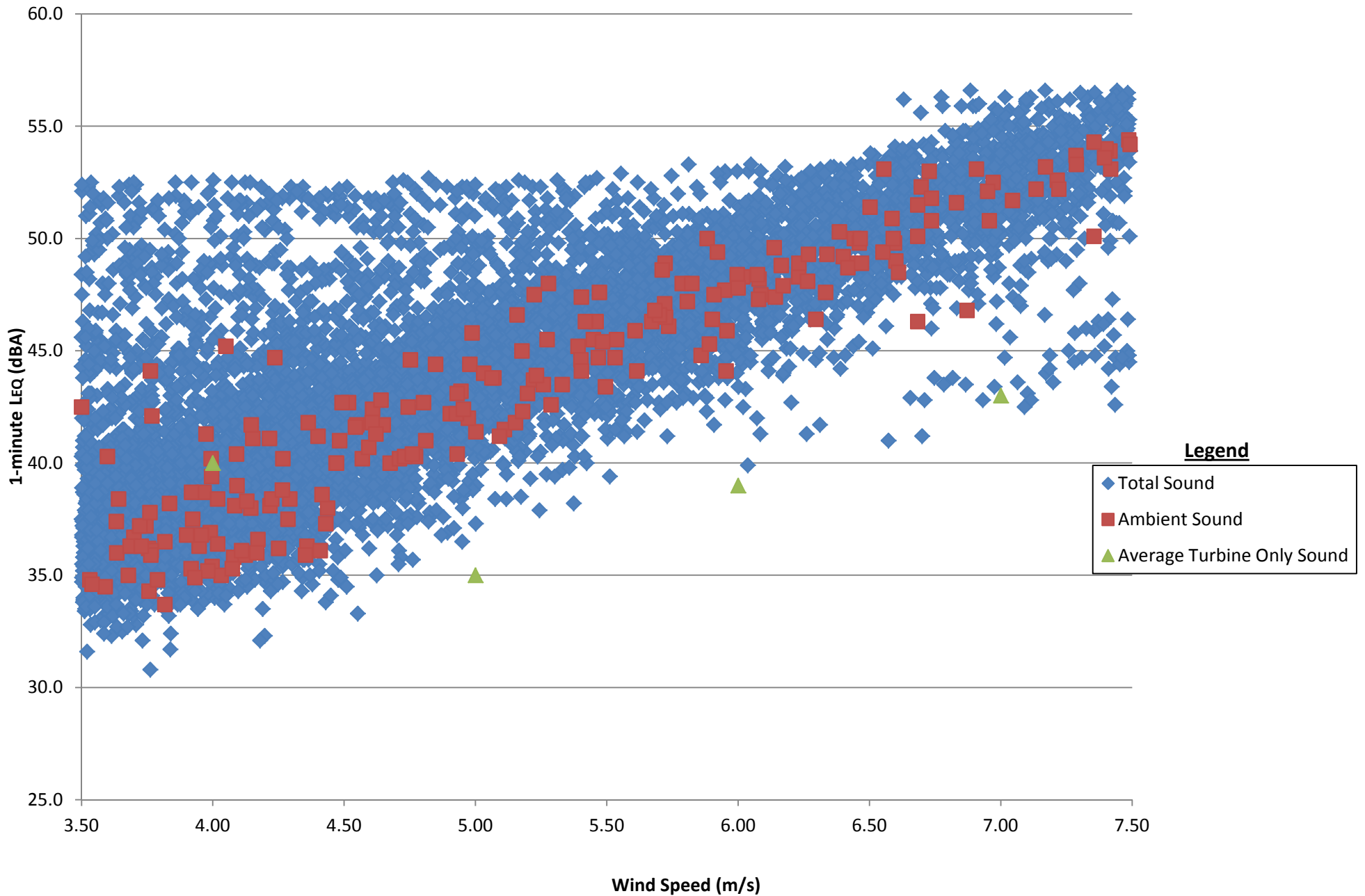
Drawn by: KAMH

Figure: 2

Date Revised: June 2, 2016



### Figure 3 - Valid $L_{EQ}$ Data - Monitor B



**Valid  $L_{EQ}$  Data – Monitor B**

Goshen Wind Farm, Huron County, Ontario

Project #1500886

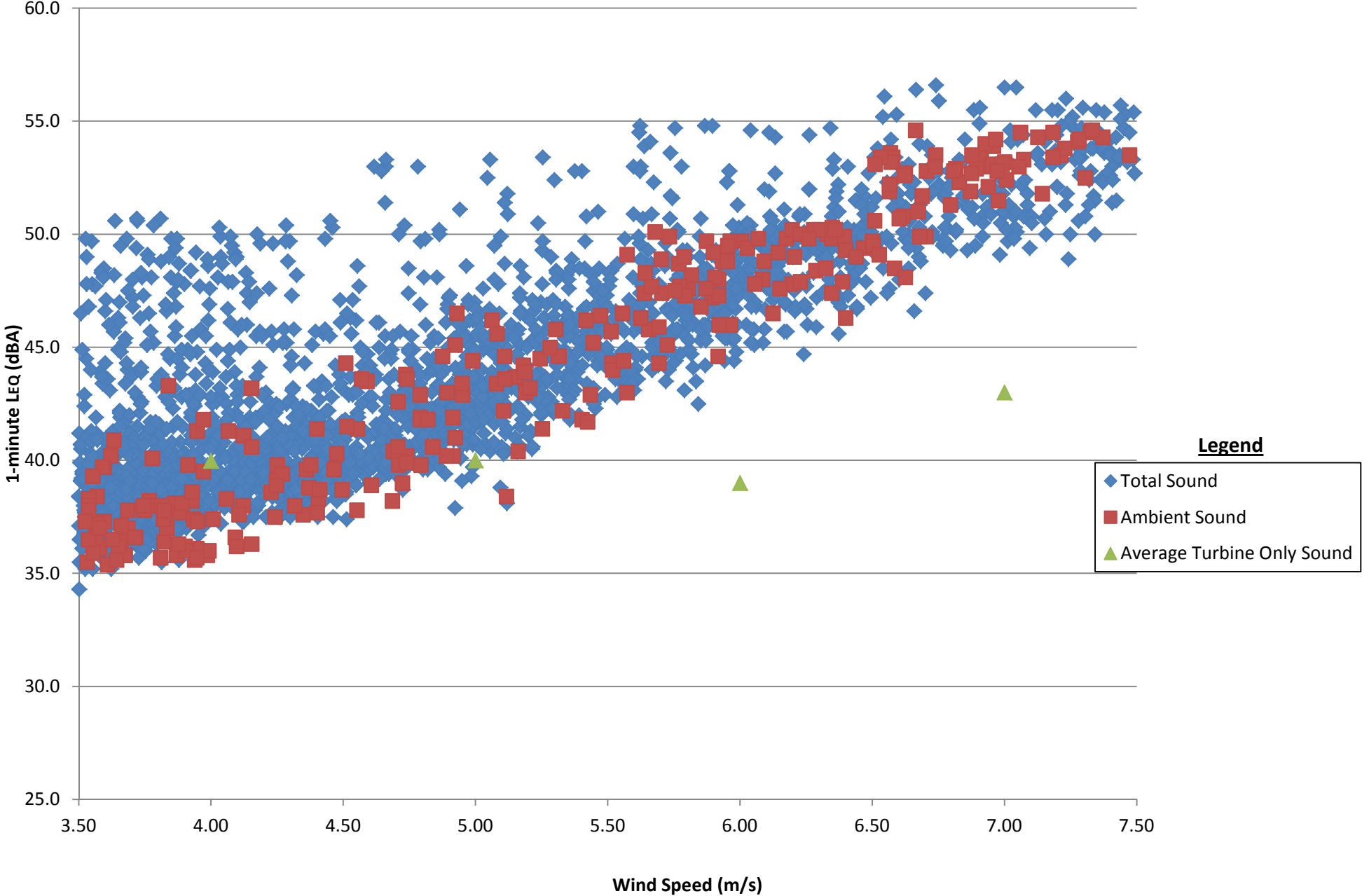
Drawn by: KAMH

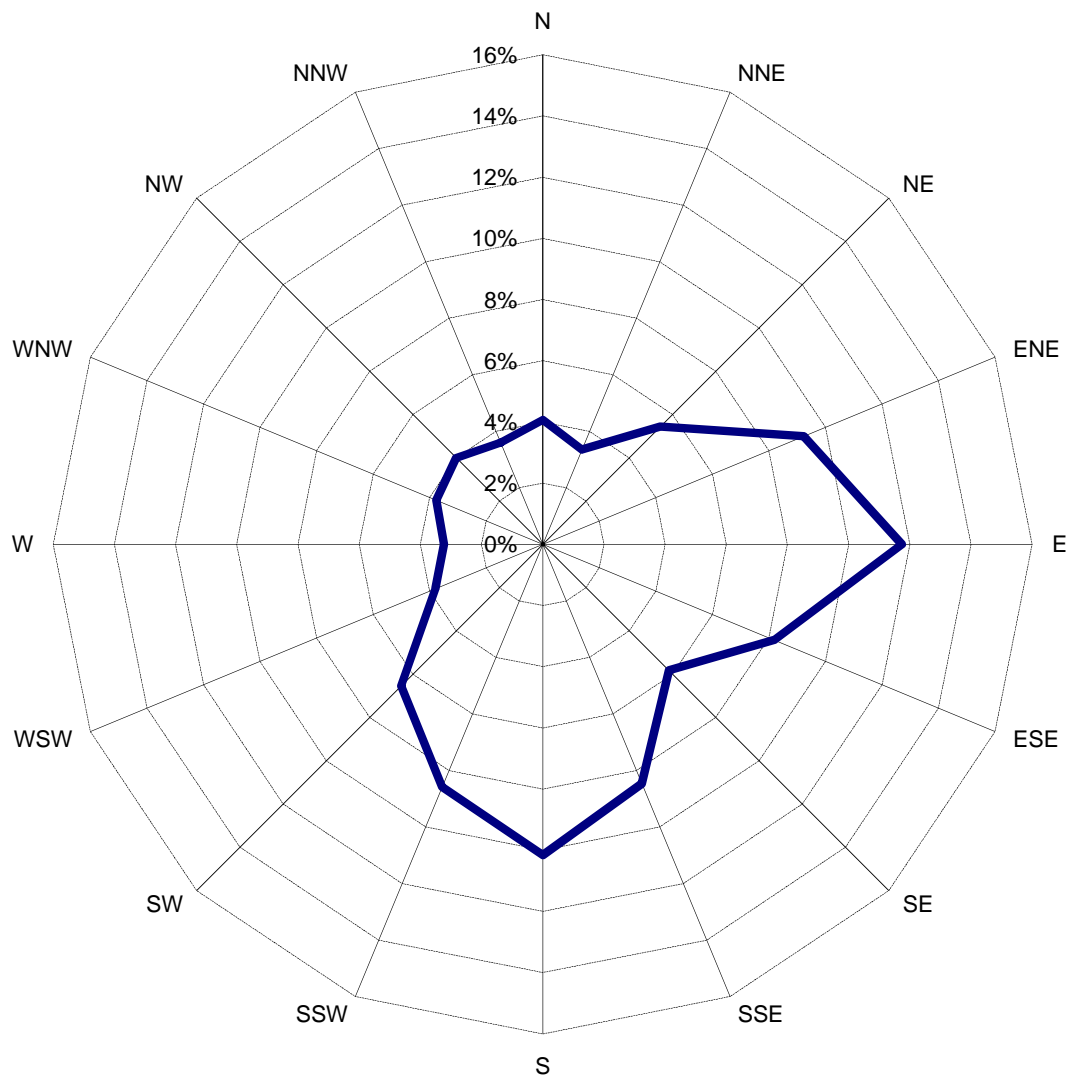
Figure: 3

Date Revised: June 2, 2016



**Figure 4 - Valid  $L_{EQ}$  Data - Monitor C**





**Wind Rose Plot – Total Valid Data – Monitor A**  
 Fall 2015

Goshen Wind Farm, Huron County, Ontario

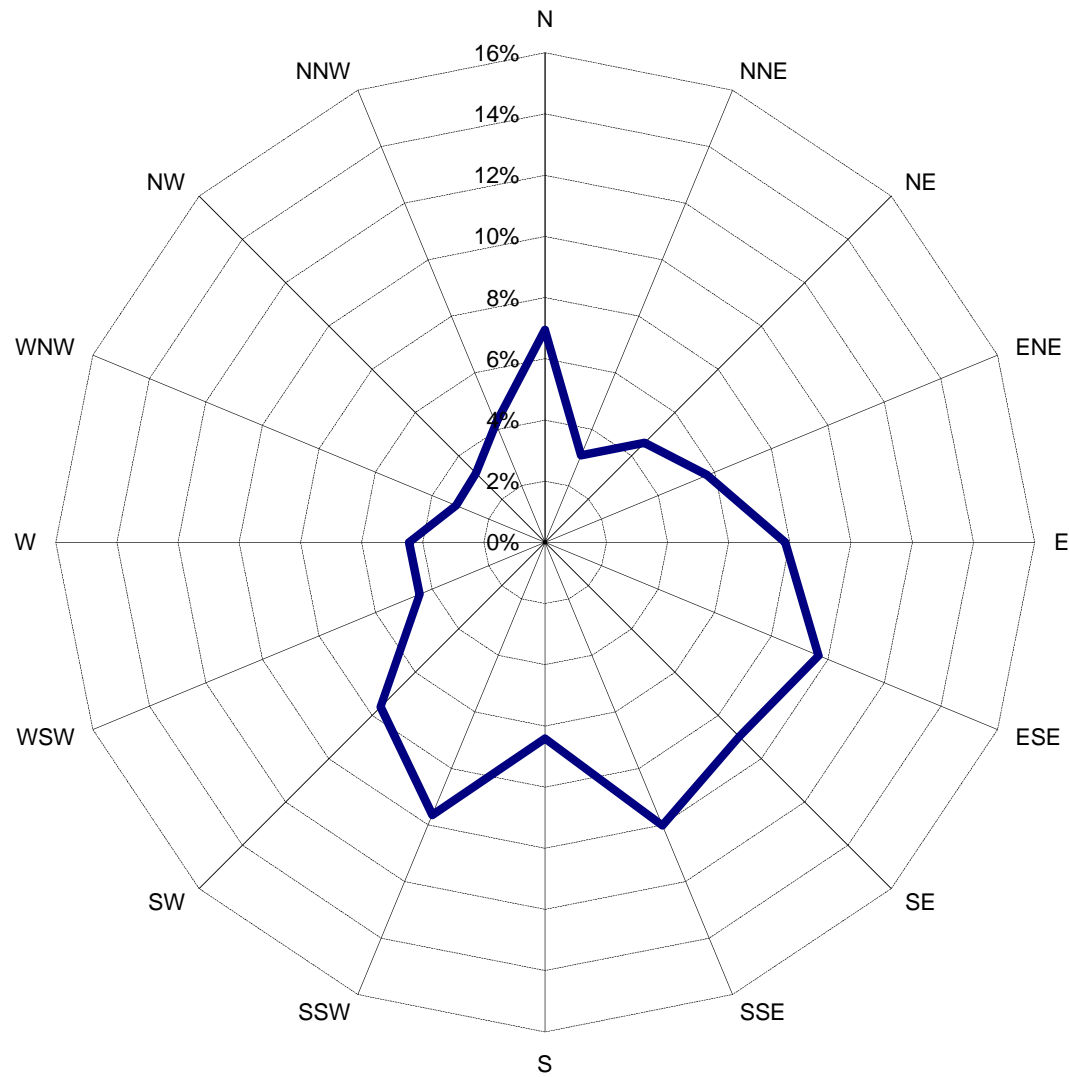
Project #1500886

Drawn by: KAMH | Figure: 5

Date Revised: June 2, 2016







**Wind Rose Plot – Total Valid Data – Monitor B**  
 Fall 2015

Goshen Wind Farm, Huron County, Ontario

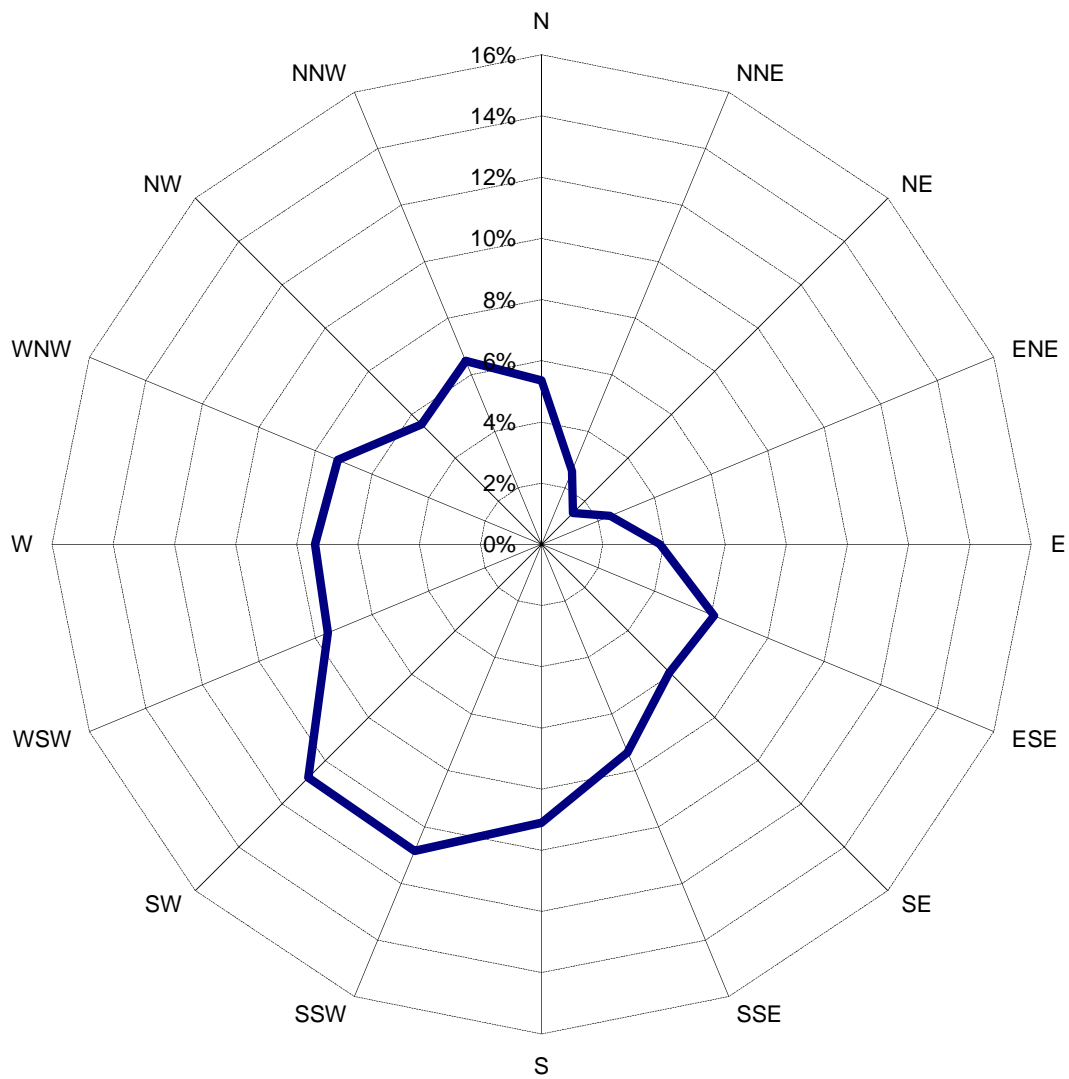
Project #1500886

Drawn by: KAMH

Figure: 6

Date Revised: June 2, 2016





**Wind Rose Plot – Total Valid Data – Monitor C**  
**Fall 2015**

Goshen Wind Farm, Huron County, Ontario

Project #1500886

Drawn by: KAMH | Figure: 7

Date Revised: June 2, 2016



# APPENDIX A

### Legend

**Wind Energy Centre Study Area**

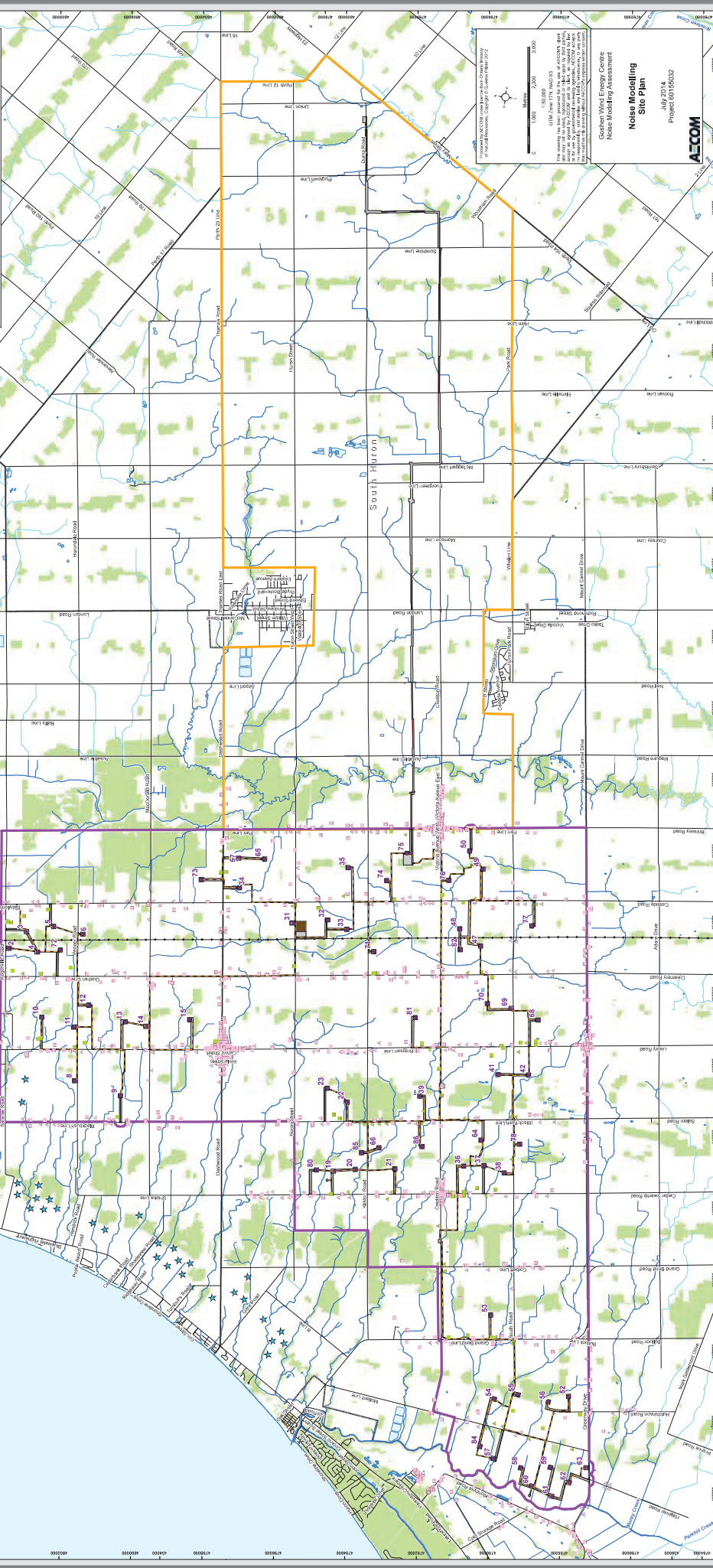
- Wind Energy Centre Study Area
- Participating Receptor
- Non-participating Receptor
- Line Study Area
- 120m Area of Investigation
- Municipal Division
- Roads

**Natural Features**

- Watercourse (ASCA, UTRCA)
- Watercourse (MNR)
- Waterbody
- Wooded Area
- Zurich Wind Turbine
- Grand Bend Wind Farm

**Project Location**

- GE Turbine
- Permanent Meteorological Tower
- Access Road
- Collection Line
- Transmission Line
- Temporary Laydown Area
- Breaker Switch Station
- Transformer Substation
- Disturbance Area
- Existing 500kV Transmission Line



PROPOSED PROJECT LOCATION AND STUDY AREA BOUNDARIES  
 PROJECT LOCATION AND STUDY AREA BOUNDARIES  
 PROJECT LOCATION AND STUDY AREA BOUNDARIES

1:50,000  
 0 1,000 2,000 3,000  
 METERS

Scale bar and north arrow.

Geospatial Wind Energy Centre  
 Noise Modelling Assessment  
**Site Plan**  
 July 2014  
 Project 08166632

**AECOM**

Small text at the bottom right corner, likely a file path or reference number.

# APPENDIX B



## RENEWABLE ENERGY APPROVAL

 NUMBER 0558-9GUJ8T  
 Issue Date: July 24, 2014

Goshen Wind GP, ULC, as general partner for and on behalf of  
 Goshen Wind, LP  
 390 Bay Street, Suite 1720  
 Toronto, Ontario M5H2Y2

Project: Goshen Wind Energy Centre  
 Location: Generally bounded by Klondyke Road to the west, Rogerville Road to the north, Parr Line to the east, and Mount Carmel Drive to the south, in Huron County. Transmission line extends eastward and is generally bounded by Parr Line to the west, Thames Road to the north, Perth 164 Road to the east, and Park Road to the south, in Huron County.  
 Municipality of Bluewater, Municipality of South Huron, within Huron County

*You have applied in accordance with Section 47.4 of the Environmental Protection Act for approval to engage in a renewable energy project in respect of a Class 4 wind facility consisting of the following:*

- the construction, installation, operation, use and retiring of a Class 4 wind facility with a total name plate capacity of 102 megawatts.

*For the purpose of this renewable energy approval, the following definitions apply:*

1. "Acoustic Assessment Report" means the report included in the Application and entitled Goshen Wind Energy Centre - Revised Noise Assessment Report, dated July 2014, prepared by AECOM and signed by Alex Dundon P.Eng on July 23, 2014;
2. "Acoustic Audit - Emission" means an investigative procedure that is compliant with the IEC Standard 61400-11 and consisting of measurements and/or acoustic modelling of noise emissions produced by wind turbine generators, assessed to determine compliance with the manufacturer's noise (acoustic) equipment specifications and emission data of the wind turbine generators, included in the Acoustic Assessment Report;
3. "Acoustic Audit - Immission" means an investigative procedure consisting of measurements and/or acoustic modelling of all sources of noise emissions due to the operation of the Equipment, assessed to determine compliance with the Noise Performance Limits set out in this Approval;
4. "Acoustic Audit Report-Emission" means a report presenting the results of the Acoustic Audit - Emission;
5. "Acoustic Audit Report-Immission" means a report presenting the results of the Acoustic Audit - Immission;
6. "Acoustic Audit Report - Transformer Substation" means a report presenting the results of the Acoustic Audit - Transformer Substation.
7. "Acoustical Consultant" means a person currently active in the field of environmental acoustics and noise/vibration control, who is knowledgeable about Ministry noise guidelines and procedures and has a combination of formal university education, training and experience necessary to assess noise emissions from wind facilities;

## CONTENT COPY OF ORIGINAL

8. "Act" means the *Environmental Protection Act*, R.S.O 1990, c.E.19, as amended;
9. "Adverse Effect" has the same meaning as in the Act;
10. "Application" means the application for a Renewable Energy Approval dated January 15, 2013, and signed by F. Allen Wiley, Goshen Wind, Inc., and all supporting documentation submitted with the application, including amended documentation submitted up to the date this Approval is issued, and as assigned by Goshen Wind, Inc. to Goshen Wind, LP on June 27, 2014;
11. "Approval" means this Renewable Energy Approval issued in accordance with Section 47.4 of the Act, including any schedules to it;
12. "A-weighting" means the frequency weighting characteristic as specified in the International Electrotechnical Commission (IEC) Standard 61672, and intended to approximate the relative sensitivity of the normal human ear to different frequencies (pitches) of sound. It is denoted as "A";
13. "A-weighted Sound Pressure Level" means the Sound Pressure Level modified by application of an A-weighting network. It is measured in decibels, A-weighted, and denoted "dBA";
14. "Class 1 Area" means an area with an acoustical environment typical of a major population centre, where the background sound level is dominated by the activities of people, usually road traffic, often referred to as "urban hum";
15. "Class 2 Area" means an area with an acoustical environment that has qualities representative of both Class 1 and Class 3 Areas:
  1. sound levels characteristic of Class 1 during daytime (07:00 to 19:00 or to 23:00 hours);
  2. low evening and night background sound level defined by natural environment and infrequent human activity starting as early as 19:00 hours (19:00 or 23:00 to 07:00 hours);
  3. no clearly audible sound from stationary sources other than from those under impact assessment.
16. "Class 3 Area" means a rural area with an acoustical environment that is dominated by natural sounds having little or no road traffic, such as the following:
  1. a small community with less than 1000 population;
  2. agricultural area;
  3. a rural recreational area such as a cottage or a resort area; or
  4. a wilderness area.
17. "Company" means Goshen Wind GP, ULC, as general partner for and on behalf of Goshen Wind, LP, a limited partnership formed under the laws of Ontario, and includes its successors and assignees;
18. "Compliance Protocol for Wind Turbine Noise" means the Ministry document entitled, Compliance Protocol for Wind Turbine Noise, Guideline for Acoustic Assessment and Measurement, PIBS# 8540e;
19. "Decibel" means a dimensionless measure of Sound Level or Sound Pressure Level, denoted as dB;
20. "Director" means a person appointed in writing by the Minister of the Environment pursuant to section 5 of the Act as a Director for the purposes of section 47.5 of the Act;
21. "District Manager" means the District Manager of the appropriate local district office of the Ministry where the Facility is geographically located;
22. "Equipment" means the 63 wind turbine generators and one (1) transformer substation, identified in this Approval and as further described in the Application, to the extent approved by this Approval;
23. "Equivalent Sound Level" is the value of the constant sound level which would result in exposure to the same total A-weighted energy as would the specified time-varying sound, if the constant sound level persisted over an equal time interval. It is denoted  $L_{eq}$  and is measured in dB A-weighting (dBA);

## CONTENT COPY OF ORIGINAL

24. "Facility" means the renewable energy generation facility, including the Equipment, as described in this Approval and as further described in the Application, to the extent approved by this Approval;
25. "IEC Standard 61400-11" means the International Standard IEC Standard 61400-11, Wind turbine generator systems – Part 11: Acoustic noise measurement techniques, 2006;
26. "Independent Acoustical Consultant" means an Acoustical Consultant who is not representing the Company and was not involved in preparing the Acoustic Assessment Report. The Independent Acoustical Consultant shall not be retained by the Acoustical Consultant involved in the noise impact assessment;
27. "Ministry" means the ministry of the government of Ontario responsible for the Act and includes all officials, employees or other persons acting on its behalf;
28. "Noise Guidelines for Wind Farms" means the Ministry document entitled, "Noise Guidelines for Wind Farms - Interpretation for Applying MOE NPC Publications to Wind Power Generation Facilities", dated October 2008;
29. "Noise Receptor" has the same meaning as in O. Reg. 359/09;
30. "Publication NPC-233" means Ministry Publication NPC-233, "Information to be Submitted for Approval of Stationary Sources of Sound", October 1995;
31. "O. Reg. 359/09" means Ontario Regulation 359/09 "Renewable Energy Approvals under Part V.0.1 of the Act" made under the Act;
32. "Point of Reception" has the same meaning as in the Noise Guidelines for Wind Farms and is subject to the same qualifications described in that document;
33. "Sound Level" means the A-weighted Sound Pressure Level;
34. "Sound Level Limit" is the limiting value described in terms of the one hour A-weighted Equivalent Sound Level  $L_{eq}$ ;
35. "Sound Power Level" means ten times the logarithm to the base of 10 of the ratio of the sound power (Watts) of a noise source to standard reference power of  $10^{-12}$  Watts;
36. "Sound Pressure" means the instantaneous difference between the actual pressure and the average or barometric pressure at a given location. The unit of measurement is the micro pascal ( $\mu\text{Pa}$ );
37. "Sound Pressure Level" means twenty times the logarithm to the base 10 of the ratio of the effective pressure ( $\mu\text{Pa}$ ) of a sound to the reference pressure of  $20 \mu\text{Pa}$ ;
38. "UTM" means Universal Transverse Mercator coordinate system.

*You are hereby notified that this approval is issued to you subject to the terms and conditions outlined below:*

### **TERMS AND CONDITIONS**

#### **A – GENERAL**

A1. The Company shall construct, install, use, operate, maintain and retire the Facility in accordance with the terms and conditions of this Approval and the Application and in accordance with the following schedules attached hereto:

Schedule A - Facility Description

Schedule B - Coordinates of the Equipment and Noise Specifications

A2. Where there is a conflict between a provision of this Approval and any document submitted by the Company, the conditions in this Approval shall take precedence. Where there is a conflict between one or more of the documents submitted by the Company, the document bearing the most recent date shall take precedence.



A3. The Company shall ensure a copy of this Approval is:

- (1) accessible, at all times, by Company staff operating the Facility and;
- (2) submitted to the clerk of each local municipality and upper-tier municipality in which the Facility is situated.

A4. If the Company has a publicly accessible website, the Company shall ensure that the Approval and the Application are posted on the Company's publicly accessible website within five (5) business days of receiving this Approval.

A5. The Company shall, at least six (6) months prior to the anticipated retirement date of the entire Facility, or part of the Facility, review its Decommissioning Plan Report to ensure that it is still accurate. If the Company determines that the Facility cannot be decommissioned in accordance with the Decommissioning Plan Report, the Company shall provide the Director and District Manager a written description of plans for the decommissioning of the Facility.

A6. The Facility shall be retired in accordance with the Decommissioning Plan Report and any directions provided by the Director or District Manager.

A7. The Company shall provide the District Manager and the Director at least ten (10) days written notice of the following:

- (1) the commencement of any construction or installation activities at the project location; and
- (2) the commencement of the operation of the Facility.

A8. As described in Schedule A of the Approval the Company shall:

- (1) not construct nor operate more than sixty-three (63) out of the sixty-six (66) wind turbine generators identified in the Schedule B of the Approval; and
- (2) construct and operate the GE 1.56 -100 wind turbine generator at the location with UTM coordinates for the wind turbine generator designated as source ID No. WTG 52.

**B – EXPIRY OF APPROVAL**

B1. Construction and installation of the Facility must be completed within three (3) years of the later of:

- (1) the date this Approval is issued; or
- (2) if there is a hearing or other litigation in respect of the issuance of this Approval, the date that this hearing or litigation is disposed of, including all appeals.

B2. This Approval ceases to apply in respect of any portion of the Facility not constructed nor installed before the later of the dates identified in Condition B1.

**C – NOISE PERFORMANCE LIMITS**

C1. The Company shall ensure that:

(1) the Sound Levels from the Equipment, at the Points of Reception identified in the Acoustic Assessment Report, comply with the Sound Level Limits set in the Noise Guidelines for Wind Farms, as applicable, and specifically as stated in the table below:

Wind Speed (m/s) at 10 m height	4	5	6	7	8	9	10
Sound Level Limits, dBA	40.0	40.0	40.0	43.0	45.0	49.0	51.0

(2) the Equipment is constructed and installed at either of the following locations:

- a) at the locations identified in Schedule B of this Approval; or
  - b) at a location that does not vary by more than 10 metres from the locations identified in Schedule B of this Approval and provided that,
    - i) the Equipment will comply with Condition C1 (1); and
    - ii) all setback prohibitions established under O. Reg. 359/09 are complied with.
- (3) the Equipment complies with the noise specifications set out in Schedule B of this Approval.

C2. If the Company determines that some or all of the Equipment cannot be constructed in accordance with Condition C1 (2), prior to the construction and installation of the Equipment in question, the Company shall apply to the Director for an amendment to the terms and conditions of the Approval.

C3. Within three (3) months of the completion of the construction of the Facility, the Company shall submit to the Director a written confirmation signed by an individual who has the authority to bind the Company that the UTM coordinates of the "as constructed" Equipment comply with the requirements of Condition C1 (2).

#### **D – CONFIRMATION OF VACANT LOT NOISE RECEPTORS**

D1. The locations identified as vacant lot receptors in the Noise Impact Assessment Table of the Acoustic Assessment Report are specified as Noise Receptors for the purposes of subsection 54 (1.1) of O. Reg. 359/09 and subsection 35 (1.01) of O. Reg. 359/09".

#### **E – ACOUSTIC AUDIT - IMMISSION**

E1. The Company shall carry out an Acoustic Audit - Immission of the Sound Levels produced by the operation of the Equipment in accordance with the following:

- (1) the acoustic audit measurements shall be undertaken in accordance with Part D of the Compliance Protocol for Wind Turbine Noise;
- (2) the acoustic audit measurements shall be performed by an Independent Acoustical Consultant on two (2) separate occasions at three (3) different Points of Reception;
- (3) the Points of Reception shall be selected using the following criteria, subject to the constraints imposed by the location of the Points of Reception with respect to the location of the Equipment:
  - a) the selected Point(s) of Reception should represent the location of the greatest predicted noise impact, i.e., the highest predicted Sound Level(s); and
  - b) the selected Point(s) of Reception should be located in the direction of prevailing winds from the Facility;

E2. The Company shall submit to the District Manager and the Director an Acoustic Audit Report-Immission, prepared by an Independent Acoustical Consultant, at the following points in time:

- (1) no later than twelve (12) months or such other date as agreed to in writing by the Director, after the commencement of the operation of the Facility for the first of the two (2) acoustic audit measurements at the three (3) Points of Reception; and
- (2) no later than eighteen (18) months or such other date as agreed to in writing by the Director, after the commencement of the operation of the Facility for the second of the two (2) acoustic audit measurements at the three (3) Points of Reception.

E3. The Company shall carry out an Acoustic Audit - Transformer Substation and shall submit to the District Manager and the Director an Acoustic Audit Report – Transformer Substation prepared by an Independent Acoustical Consultant, in

accordance with Ministry Publication NPC-233 no later than six (6) months after the commencement of the operation of the Facility.

## **F – ACOUSTIC AUDIT- EMISSION**

F1. The Company shall carry out an Acoustic Audit - Emission of the acoustic emissions produced by the operation of the wind turbine generators in accordance with the following:

- (1) the acoustic emission measurements shall be undertaken in accordance with the IEC Standard 61400-11;
- (2) the acoustic emission measurements shall be performed by an Independent Acoustical Consultant; and
- (3) the acoustic emission measurements shall be performed on two (2) of the wind turbine generators; one (1) turbine rated at 1.6 megawatts generating output capacity and on one (1) of the wind turbine generators rated at 1.56 megawatts generating output capacity used in the Facility.

F2. The Company shall submit to the District Manager and the Director an Acoustic Audit Report-Emission, prepared in accordance with Section 9 of the CAN/CSA–IEC 61400-11-07 Standard by an Independent Acoustical Consultant, no later than twelve (12) months after the commencement of the operation of the Facility.

F3. In addition to the requirements described in Condition F2, the following items must be included in the compliance summary:

- (1) sound power levels (overall levels and frequency spectra in octave bands for each wind speed) of the wind turbine generators;
- (2) tonal audibility values (for each wind speed) of the wind turbine generators;
- (3) a statement that the wind turbine generators sound power levels, as per F3.1, do not exceed the maximum sound power levels specified in the Schedule B of the Approval; and
- (4) a statement that the wind turbine generators tonal audibility values, as per F3.2, comply with the maximum tonal audibility value noted in the Acoustic Assessment Report.

## **G – STORMWATER MANAGEMENT**

G1. The Company shall employ best management practices for stormwater management and sediment and erosion control during construction, installation, use, operation, maintenance and retiring of the Facility, as described in the Application.

G2. Within six (6) months of the completion of the construction of the Facility, the Company shall provide the District Manager with a written description of post-construction stormwater management conditions.

## **H – WATER TAKING ACTIVITIES**

H1. At each turbine foundation construction site, the Company is authorized to take a maximum of 73,000 litres of water per day, for a maximum of five days, for the purpose of construction dewatering.

H2. On each day water is taken at a turbine foundation construction site for the purpose of construction dewatering, the Company shall record the date, the volume of water taken on that date, and the rate at which it was taken. The daily volume of water taken shall be measured by a flow meter or estimated based on the rate and duration of pumping. The Company shall keep all records required by this condition current, and shall make these records available for review by the Ministry upon request.

H3. Sedimentation and erosion control measures, such as straw bales, silt fence barriers, sand bags, and/or turbidity curtains, shall be installed at the site of all construction dewatering activities during the construction phase, and remain until the site has been stabilized. The sedimentation and erosion control measures shall be sufficient to control the volumes of surface runoff. Continuous care shall be taken to properly maintain the sedimentation and erosion control devices.

H4. The Company shall ensure that any water discharged to the natural environment does not result in scouring, erosion or physical alteration of stream channels or banks and that there is no flooding in the receiving area or water body, downstream water bodies, ditches or properties caused or worsened by this discharge.

## **I – NATURAL HERITAGE**

### **General**

I1. The Company shall implement the Environmental Effects Monitoring Plan for the Goshen Wind Energy Centre, title *Natural Heritage Environmental Effects Monitoring Plan (EEMP) for the Goshen Wind Energy Centre* dated January 2014, and the commitments made in the following reports and included in the Application, and which the Company submitted to the Ministry of Natural Resources in order to comply with O. Reg. 359/09:

(1) *Natural Heritage Assessment and Environmental Impact Study Report* dated January 2013 prepared by AECOM

(2) *Natural Heritage Assessment and Environmental Impact Study Report Addendum* dated January 2013 prepared by AECOM

(3) *Natural Heritage Assessment and Environmental Impact Study Report Second Addendum* dated October 2013 prepared by AECOM

(4) *Natural Heritage Assessment and Environmental Impact Study Report Third Addendum* dated November 2013 prepared by AECOM

I2. If the Company determines that it must deviate from the Environmental Effects Monitoring Plan or the Environmental Impact Study or Addenda thereto, described in Condition I1, the Company shall contact the Director and the Ministry of Natural Resources, prior to making any changes to the Environmental Effects Monitoring Plan or the Environmental Impact Study or Addenda, and follow any directions provided.

### **Post Construction Monitoring - Significant Wildlife Habitat**

I3. The Company shall implement the post-construction monitoring described in the Environmental Effects Monitoring Plan, described in Condition I1, including the following:

(1) Disturbance Monitoring for Bat Maternity Colony (BMC-189, BMC-229, BMC-249, BMC-326, BMC-342, BMC358, BMC-372, BMC-757).

(2) Disturbance Monitoring for Colonially-nesting Bird Breeding Habitat (Tree/Shrub) (CNB-01)

(3) Disturbance Monitoring for Amphibian Breeding Habitat (Woodland) (AWO-14, AWO-25, AWO-27, AWO-30, AWO-33, AWO-36)

(4) Disturbance Monitoring for Habitat for Bird Species of Conservation Concern (Red-headed Woodpecker) (SCB-03)

### **Post Construction Monitoring - Birds and Bats**

I4. The Company shall implement the post-construction bird and bat mortality monitoring described in the Environmental Effects Monitoring Plan, described in Condition I1, at a minimum of 19 constructed turbines. In addition:

(1) The company shall conduct post construction mortality monitoring as described in the Environmental Effects Monitoring Plan described in I1 to include surveys in April for the habitat described in I3 (2).

### **Thresholds and Mitigation**

I5. The Company shall contact the Director and the Ministry of Natural Resources if any of the following bird and bat mortality thresholds, as stated in the Environmental Effects Monitoring Plan for the Goshen Wind Energy Centre described

in Condition I1, exceeds:

- (1) 10 bats per turbine per year;
- (2) 14 birds per turbine per year at individual turbines or turbine groups;
- (3) 0.2 raptors per turbine per year (all raptors) across the Facility;
- (4) 0.1 raptors per turbine per year (provincially tracked raptors) across the Facility;
- (5) 10 or more birds at any one turbine during a single monitoring survey; or
- (6) 33 or more birds (including raptors) at multiple turbines during a single monitoring survey.

I6. If the bat mortality threshold described in Condition I5(1) is exceeded, the Company shall:

(1) implement operational mitigation measures consistent with those described in the Ministry of Natural Resources publication entitled "*Bats and Bat Habitats: Guidelines for Wind Power Projects*" dated July 2011, or in an amended version of the publication. Such measures shall include some or all of the following:

- i. increase cut-in speed to 5.5 m/s and/or feather wind turbine blades when wind speeds are below 5.5 m/s between sunset and sunrise, from July 15 to September 30 at all turbines; or

(2) implement an additional three (3) years of effectiveness monitoring.

I7. If the bat mortality threshold described in Condition I5(1) is exceeded after operational mitigation is implemented in accordance with Condition I6, the Company shall prepare and implement a contingency plan, in consultation with the Director and the Ministry of Natural Resources, to address mitigation actions which shall include additional mitigation and scoped monitoring requirements.

I8. If any of the bird mortality thresholds described in Conditions I5(2), I5(3), or I5(4) are exceeded for turbines located within 120m of bird significant wildlife habitat, or if disturbance effects are realized at bird significant wildlife habitat within 120m of turbine(s) while monitoring is being implemented in accordance with Conditions I4, the Company shall implement immediate mitigation actions as described in the Environmental Impact Study and Environmental Effects Monitoring Plan described in Condition I1, and an additional three (3) years of effectiveness monitoring.

I9. If any of the bird mortality thresholds described in Conditions I5(2), I5(3), or I5(4) are exceeded for turbines located within 120m of bird significant wildlife habitat, or if disturbance effects are realized at bird significant wildlife habitat within 120m of turbine(s) while monitoring is being implemented in accordance with Conditions I4, the Company shall implement immediate mitigation actions as described in the Environmental Impact Study and Environmental Effects Monitoring Plan described in Condition I1, and an additional three (3) years of effectiveness monitoring.

I10. If either of the bird mortality thresholds described in Conditions I5(5) or I5(6) are exceeded, the Company shall prepare and implement a contingency plan to address immediate mitigation actions which shall include:

- (1) periodic shut-down of select turbines; or
- (2) blade feathering at specific times of year; or
- (3) an alternate plan agreed to between the Company, the Director and the Ministry of Natural Resources.

I11. If any of the bird mortality thresholds described in Conditions I5(2), I5(3), or I5(4) are exceeded while monitoring is being implemented in accordance with Conditions I8 or I9, or if either of the bird mortality thresholds described in Conditions I5(5) or I5(6) are exceeded after mitigation is implemented in accordance with Condition I10, the Company shall contact the Director and the Ministry of Natural Resources and prepare and implement an appropriate response plan that shall include some or all of the following mitigation measures:

- (1) increased reporting frequency to identify potential threshold exceedance
- (2) additional behavioural studies to determine factors affecting mortality rates;
- (3) periodic shut-down of select turbines;
- (4) blade feathering at specific times of year; or
- (5) an alternate plan agreed to between the Company and the Ministry of Natural Resources.

### **Reporting and Review of Results**

I12. The Company shall report, in writing, the results of the post-construction disturbance monitoring described in Conditions I3, to the Director and the Ministry of Natural Resources for three (3) years on an annual basis and within three (3) months of the end of each calendar year in which the monitoring took place.

I13. The Company shall report, in writing, bird and bat mortality levels to the Director and the Ministry of Natural Resources for three (3) years on an annual basis and within three (3) months of the conclusion of the November mortality monitoring, with the exception of the following:

- (1) if either of the bird mortality thresholds described in Conditions I5(5) or I5(6) are exceeded, the Company shall report the mortality event to the Director and the Ministry of Natural Resources within 48 hours of observation;
- (2) for any and all mortality of species at risk (including a species listed on the Species at Risk in Ontario list as Extirpated, Endangered or Threatened under the provincial *Endangered Species Act, 2007*) that occurs, the Company shall report the mortality to the Ministry of Natural Resources within 24 hours of observation or the next business day;
- (3) if the bat mortality threshold described in Condition I5(1) is exceeded, the Company shall report mortality levels to the Director and the Ministry of Natural Resources for the additional three (3) years of monitoring described in Condition I6, on an annual basis and within three (3) months of the conclusion of the October mortality monitoring for each year;
- (4) if any of the bird mortality thresholds described in Conditions I5(2), I5(3), or I5(4) are exceeded for turbines located within 120m of bird significant wildlife habitat, the Company shall report mortality levels to the Director and the Ministry of Natural Resources for the additional three (3) years of effectiveness monitoring described in Condition I8, on an annual basis and within three (3) months of the conclusion of the November mortality monitoring for each year;
- (5) if any of the bird mortality thresholds described in Conditions I5(2), I5(3), or I5(4) are exceeded for turbines located outside 120 m of bird significant wildlife habitat, the Company shall report mortality levels to the Director and the Ministry of Natural Resources for the additional two (2) years of cause and effects monitoring described in Condition I9, on an annual basis and within three (3) months of the conclusion of the November mortality monitoring for each year; and
- (6) if the Company implements operational mitigation following cause and effects monitoring in accordance with Condition I9, the Company shall report mortality levels to the Director and the Ministry of Natural Resources for the three (3) years of subsequent effectiveness monitoring described in Condition I9, on an annual basis and within three (3) months of the conclusion of the November mortality monitoring for each year.

I14. The Company shall publish the following documents on the Company's website;

- (1) any modifications to the Environmental Effects Monitoring Plan as described in Condition I2 within ten (10) days of submitting the final plan to the Director and the Ministry of Natural Resources;
- (2) summaries of the results of the post-construction disturbance monitoring as described in Condition I12, prepared in consultation with the Director and the Ministry of Natural Resources, within ten (10) days of submitting the final report(s) to the Director and the Ministry of Natural Resources; and
- (3) summaries of the results of the annual bird and bat mortality monitoring as described in Condition I13 with the exception of subsection I13(2), prepared in consultation with the Director and the Ministry of Natural Resources, within ten (10) days of submitting the final report(s) to the Director and the Ministry of Natural Resources.

### **Additional Post Construction Requirements**

I15. To compensate for the loss of significant woodlands as identified in the Environmental Effects Monitoring Plan, described in Condition I1, a new area of woodland will be established that is equal to the area to be cleared (up to 2.6 ha), with the total area to be confirmed through a post-construction site inspection conducted by the Company. Details of the afforestation plan will be prepared in consultation with the Ministry of Natural Resources and shall be submitted to the Ministry of Natural Resources within the first year of operation of the project.

### **J – ENDANGERED SPECIES ACT REQUIREMENTS**

J1. No construction or installation activities shall be commenced in areas at the project location that support habitat for Bobolink and Eastern Meadowlark until the Company has met all requirements under the Endangered Species Act, 2007.

J2. The Company shall not commence operation of the Facility prior to receiving a written notice of approval from the Minister of Natural Resources related to any operations mitigation plans submitted by the Company pursuant to paragraph 1 of subsection 23.20(7) of O. Reg. 242/08.

J3. The Company shall ensure that the mitigation measures contained in the approved mitigation plans described in Condition J2 are implemented during the operation of the Facility, subject to any agreement on alternative mitigation measures between the Company and the Ministry of Natural Resources.

### **K – SEWAGE WORKS OF THE TRANSFORMER SUBSTATION SPILL CONTAINMENT FACILITY**

K1. The Company shall design and construct a transformer substation oil spill containment facility which meets the following requirements:

(1) the spill containment facility serving the transformer substation shall have a minimum volume equal to the volume of transformer oil and lubricants plus the volume equivalent to providing a minimum 24-hour duration, 50-year return storm capacity for the stormwater drainage area around the transformer under normal operating conditions. This containment area shall have:

- (a) an impervious floor with walls usually of reinforced concrete or impervious plastic liners, sloped toward an outlet / oil control device, allowing for a freeboard of 0.25 metres terminating approximately 0.30 metres above grade to prevent external stormwater flows from entering the facility. The facility shall have a minimum of 300mm layer of crushed stoned (19mm to 38mm in diameter) within, all as needed in accordance to site specific conditions and final design parameters; or
- (b) a permeable floor with impervious plastic walls and around the transformer pad; equipped with subsurface drainage with a minimum 50mm diameter drain installed on a sand layer sloped toward an outlet for sample collection purposes; designed with an oil absorbent material on floor and walls, and allowing for a freeboard of 0.25 metres terminating approximately 0.30 metres above grade to prevent external stormwater flows from entering the facility. The facility's berm shall be designed as needed in accordance to site specific conditions and the facility shall have a minimum 300mm layer of crushed stoned (19mm to 38mm in diameter) on top of the system, as needed in accordance to site specific conditions and final design parameters.

(2) the spill containment facility shall be equipped with an oil detection system; it also shall have a minimum of two (2) PVC pipes (or equivalent material) 50mm diameter to allow for visual inspection of water accumulation. One pipe has to be installed half way from the transformer pad to the vehicle access route;

(3) the spill containment facility shall have appropriate sewage appurtenances as necessary, such as but not limited to: sump, oil/grit separator, pumpout manhole, level controllers, floating oil sensors, etc., that allows for batch discharges or direct discharges and for proper implementation of the monitoring program described under Condition K4; and

(4) the Company shall have a qualified person on-site during construction to ensure that the system is installed in accordance with the approved design and specifications.

K2. The Company shall:

(1) within six (6) months after the completion of the construction of the transformer substation spill containment facility, provide to the District Manager an engineering report and as-built design drawings of the sewage works for the spill containment facility and any stormwater management works required for it, signed and stamped by an independent Professional Engineer licensed in Ontario and competent in electrical and environmental engineering. The engineering report shall include the following;

(a) as-built drawings of the sewage works for the spill containment facility and any stormwater management works required for it;

(b) a written report signed by a qualified person confirming the following:

(i) on-site supervision during construction

(ii) in case of a permeable floor systems: type of oil absorbent material used (for mineral-based transformer oil or vegetable-based transformer oil, make and material's specifications)

(ii) use of stormwater best management practices applied to prevent external surface water runoff from entering the spill containment facility, and

(iv) confirm adequacy of the installation in accordance with specifications.

(c) confirmation of the adequacy of the operating procedures and the emergency procedures manuals as it pertains to the installed sewage works.

(d) procedures to provide emergency response to the site in the form of pumping and clean-up equipment within 24 hours after an emergency has been identified. Such response shall be provided even under adverse weather conditions to prevent further danger of material loss to the environment.

(2) as a minimum, the Company shall check the oil detection systems on a monthly basis and create a written record of the inspections;

(3) ensure that the effluent is essentially free of floating and settle-able solids and does not contain oil or any other substance in amounts sufficient to create a visible film, sheen or foam on the receiving waters;

(4) immediately identify and clean-up all losses of oil from the transformer;

(5) upon identification of oil in the spill containment facility, take immediate action to prevent the further occurrence of such loss;

(6) ensure that equipment and material for the containment, clean-up and disposal of oil and materials contaminated with oil are kept within easy access and in good repair for immediate use in the event of:

(a) loss of oil from the transformer,

(b) a spill within the meaning of Part X of the Act, or

(c) the identification of an abnormal amount of oil in the effluent.

(7) in the event of finding water accumulation in the PVC pipes at the time of inspection, as per Condition K4, the Company shall: (a) for impervious floors, inspect the sewage appurtenances that allow drainage of the concrete pit; or (b) for permeable systems, replace the oil absorbent material to ensure integrity of the system performance and design objectives.

(8) for permeable floor systems, the Company shall only use the type of oil specified in the design, i.e. mineral-based transformer oil or vegetable-based transformer oil. If a change is planned to modify the type of oil, the Company shall also change the type of the oil absorbent material and obtain approval from the Director to amend this Approval before any modification is implemented.



**CONTENT COPY OF ORIGINAL**

K3. The Company shall design, construct and operate the sewage works such that the concentration of the effluent parameter named in the table below does not exceed the maximum Concentration Objective shown for that parameter in the effluent, and shall comply with the following requirements:

<b>Effluent Parameters</b>	<b>Maximum Concentration Objective</b>
Oil and Grease	15mg/L

- (1) notify the District Manager as soon as reasonably possible of any exceedance of the maximum concentration objective set out in the table above;
- (2) take immediate action to identify the cause of the exceedance; and
- (3) take immediate action to prevent further exceedances.

K4. Upon commencement of the operation of the Facility, the Company shall establish and carry out the following monitoring program for the sewage works:

(1) the Company shall collect and analyze the required set of samples at the sampling points listed in the table below in accordance with the measurement frequency and sample type specified for the effluent parameter, oil and grease, and create a written record of the monitoring:

<b>Effluent Parameters</b>	<b>Measurement Frequency and Sample Points</b>	<b>Sample Type</b>
Oil and Grease	Quarterly, i.e. four times over a year, relatively evenly spaced having a minimum two (2) of these samples taken within 48 hours after a 10mm rainfall event.	Grab

- (2) in the event of an exceedance of the maximum concentration objective set out in the table in Condition K3, the Company shall:
  - (a) increase the frequency of sampling to once per month, for each month that effluent discharge occurs, and
  - (b) provide the District Manager, on a monthly basis, with copies of the written record created for the monitoring until the District Manager provides written direction that monthly sampling and reporting is no longer required; and
- (3) if over a period of twenty-four (24) months of effluent monitoring under Condition K4, there are no exceedances of the maximum concentration set out in the table for Concentration Objective, the Company may reduce the measurement frequency of effluent monitoring to a frequency as the District Manager may specify in writing, provided that the new specified frequency is never less than annual.

K5. The Company shall comply with the following methods and protocols for any sampling, analysis and recording undertaken in accordance with Condition K4:

- (1) Ministry of the Environment publication "Protocol for the Sampling and Analysis of Industrial/ Municipal Wastewater", January 1999, as amended from time to time by more recently published editions, and
- (2) the publication "Standard Methods for the Examination of Water and Wastewater", 21st edition, 2005, as amended from time to time by more recently published editions.

**L – TRAFFIC MANAGEMENT PLANNING**

L1. Within three (3) months of receiving this Approval, the Company shall prepare a Traffic Management Plan and provide it to the Municipality of Bluewater, Municipality of South Huron, and Huron County.

L2. Within three (3) months of having provided the Traffic Management Plan to the Municipality of Bluewater, Municipality of South Huron, and Huron County, the Company shall make reasonable efforts to enter into a Road Users

Agreement with the Municipality of Bluewater, Municipality of South Huron, and Huron County.

L3. If a Road Users Agreement has not been signed with the Municipality of Bluewater, Municipality of South Huron, and Huron County within three (3) months of having provided the Traffic Management Plan to the Municipality of Bluewater, Municipality of South Huron, and Huron County, the Company shall provide a written explanation to the Director as to why this has not occurred.

#### **M – ENVIRONMENT CANADA**

M1. Prior to operating (turbine blade movement that is feathered in accordance with the manufacturer's specifications is allowed) any of the wind turbines at the Facility, the Company shall, in collaboration with Environment Canada, develop the following:

- (1) an Exceptional Weather Event Protocol that ensures that the Exeter Radar Station (Weather Radar) continues to provide accurate and reliable forecasts and weather warnings for high risk weather events;
- (2) a Follow-up Plan; and
- (3) an Adaptive Management Strategy.

M2. Prior to operating (turbine blade movement that is feathered in accordance with the manufacturer's specifications is allowed) any of the wind turbines at the Facility, the Company shall enter into and fulfill an Agreement Regarding the Implementation of the Follow-up Plan, the Adaptive Management Strategy and the Exceptional Weather Event Protocol (Agreement) with Environment Canada that will set out the details of the commitments and timelines required for the Exceptional Weather Event Protocol, Follow-up Plan, and Adaptive Management Strategy. The Agreement shall include specifics of the financial assurance to be provided by the Company to ensure the implementation of the agreement.

M3. The day the first wind turbine is operating (turbine blade movement that is feathered in accordance with the manufacturer's specifications is allowed) at the Facility, the Company shall begin implementing its obligations under the Exceptional Weather Event Protocol and Follow-up Plan described in Condition M1.

M4. As part of the Follow-Up Plan, the Company shall, in collaboration with Environment Canada:

- (1) develop the measureable objectives and decision making criteria for defining the success of the plan;
- (2) provide for the development, and subsequently the implementation, of the data interpolation mitigation measure agreed to by the Company and Environment Canada;
- (3) verify the accuracy of the predicted adverse impacts to the Weather Radar resulting from the commercial operation of the Facility;
- (4) assess the effectiveness of the data interpolation measure(s) to mitigate the predicted adverse impacts during the commercial operation of the Facility; and
- (5) monitor the effectiveness of the Weather Radar in order to determine whether any additional mitigation measures are necessary.

M5. During the implementation of the Follow-Up Plan, should it be determined based on the Follow-Up Plan that the data interpolation mitigation measure(s) do not adequately mitigate the adverse impacts of the Facility so that the Weather Radar can continue to provide accurate and reliable forecasts and weather warnings in accordance with Environment Canada's mandate, the Company shall, in collaboration with Environment Canada, implement the Adaptive Management Strategy, which shall include the following:

- (1) the design and implementation of additional mitigation measures that are reasonably necessary to mitigate any identified adverse impacts to the Weather Radar; and
- (2) the monitoring and assessment of the effectiveness of these additional mitigation measures.

## **N – ABORIGINAL CONSULTATION**

N1. During the construction, installation, operation, use and retiring of the Facility, the Company shall:

- (1) create and maintain written records of any communications with Aboriginal communities; and
- (2) make the written records available for review by the Ministry upon request.

N2. The Company shall provide the following to interested Aboriginal communities:

- (1) updated project information, including the results of monitoring activities undertaken and copies of additional archaeological assessment reports that may be prepared; and;
- (2) updates on key steps in the construction, installation, operation, use and retirement phases of the Facility, including notice of the commencement of construction activities at the project location.

N3. If an Aboriginal community requests a meeting to obtain information relating to the construction, installation, operation, use and retiring of the Facility, the Company shall make reasonable efforts to arrange and participate in such a meeting.

N4. If any archaeological resources of Aboriginal origin are found during the construction of the Facility, the Company shall:

- (1) notify any Aboriginal community considered likely to be interested or which has expressed an interest in such finds; and,
- (2) if a meeting is requested by an Aboriginal community to discuss the archaeological find(s), make reasonable efforts to arrange and participate in such a meeting.

## **O – ARCHAEOLOGICAL RESOURCES**

O1. The Company shall implement all of the recommendations, if any, for further archaeological fieldwork and for the protection of archaeological sites found in the consultant archaeologist's report included in the Application, and which the Company submitted to the Ministry of Tourism, Culture and Sport in order to comply with O. Reg. 359/09.

O2. Should any previously undocumented archaeological resources be discovered, the Company shall:

- (1) cease all alteration of the area in which the resources were discovered immediately;
- (2) engage a consultant archaeologist to carry out the archaeological fieldwork necessary to further assess the area and to either protect and avoid or excavate any sites in the area in accordance with the *Ontario Heritage Act*, the regulations under that act and the Ministry of Tourism, Culture and Sport's *Standards and Guidelines for Consultant Archaeologists*; and
- (3) notify the Director as soon as reasonably possible.

## **P – COMMUNITY LIAISON COMMITTEE**

P1. Within three (3) months of receiving this Approval, the Company shall make reasonable efforts to establish a Community Liaison Committee. The Community Liaison Committee shall be a forum to exchange ideas and share concerns with interested residents and members of the public. The Community Liaison Committee shall be established by:

- (1) publishing a notice in a newspaper with general circulation in each local municipality in which the project location is situated; and

- (2) posting a notice on the Company's publicly accessible website, if the Company has a website;

to notify members of the public about the proposal for a Community Liaison Committee and invite residents living within a

one (1) kilometre radius of the Facility that may have an interest in the Facility to participate on the Community Liaison Committee.

P2. The Company may invite other members of stakeholders to participate in the Community Liaison Committee, including, but not limited to, local municipalities, local conservation authorities, Aboriginal communities, federal or provincial agencies, and local community groups.

P3. The Community Liaison Committee shall consist of at least one Company representative who shall attend all meetings.

P4. The purpose of the Community Liaison Committee shall be to:

(1) act as a liaison facilitating two way communications between the Company and members of the public with respect to issues relating to the construction, installation, use, operation, maintenance and retirement of the Facility;

(2) provide a forum for the Company to provide regular updates on, and to discuss issues or concerns relating to, the construction, installation, use, operation, maintenance and retirement of the Facility with members of the public; and

(3) ensure that any issues or concerns resulting from the construction, installation, use, operation, maintenance and retirement of the Facility are discussed and communicated to the Company.

P5. The Community Liaison Committee shall be deemed to be established on the day the Director is provided with written notice from the Company that representative Community Liaison Committee members have been chosen and a date for a first Community Liaison Committee meeting has been set.

P6. If a Community Liaison Committee has not been established within three (3) months of receiving this Approval, the Company shall provide a written explanation to the Director as to why this has not occurred.

P7. The Company shall ensure that the Community Liaison Committee operates for a minimum period of two (2) years from the day it is established. During this two (2) year period, the Company shall ensure that the Community Liaison Committee meets a minimum of two (2) times per year. At the end of this two (2) year period, the Company shall contact the Director to discuss the continued operation of the Community Liaison Committee.

P8. The Company shall ensure that all Community Liaison Committee meetings are open to the general public.

P9. The Company shall provide administrative support for the Community Liaison Committee including, at a minimum:

(1) providing a meeting space for Community Liaison Committee meetings;

(2) providing access to resources, such as a photocopier, stationery, and office supplies, so that the Community Liaison Committee can:

a) prepare and distribute meeting notices;

b) record and distribute minutes of each meeting; and

c) prepare reports about the Community Liaison Committee's activities.

P10. The Company shall submit any reports of the Community Liaison Committee to the Director and post it on the Company's publicly accessible website, if the Company has a website.

## **Q – OPERATION AND MAINTENANCE**

Q1. Prior to the commencement of the operation of the Facility, the Company shall prepare a written manual for use by Company staff outlining the operating procedures and a maintenance program for the Equipment that includes as a minimum the following:

(1) routine operating and maintenance procedures in accordance with good engineering practices and as recommended by the Equipment suppliers;

- (2) emergency procedures;
- (3) procedures for any record keeping activities relating to operation and maintenance of the Equipment; and
- (4) all appropriate measures to minimize noise emissions from the Equipment.

Q2. The Company shall;

- (1) update, as required, the manual described in Condition Q1; and
- (2) make the manual described in Condition Q1 available for review by the Ministry upon request.

Q3. The Company shall ensure that the Facility is operated and maintained in accordance with the Approval and the manual described in Condition Q1.

## **R – RECORD CREATION AND RETENTION**

R1. The Company shall create written records consisting of the following:

- (1) an operations log summarizing the operation and maintenance activities of the Facility;
- (2) within the operations log, a summary of routine and Ministry inspections of the Facility; and
- (3) a record of any complaint alleging an Adverse Effect caused by the construction, installation, use, operation, maintenance or retirement of the Facility.

R2. A record described under Condition R1 (3) shall include:

- (1) a description of the complaint that includes as a minimum the following:
  - a) the date and time the complaint was made;
  - b) the name, address and contact information of the person who submitted the complaint;
- (2) a description of each incident to which the complaint relates that includes as a minimum the following:
  - a) the date and time of each incident;
  - b) the duration of each incident;
  - c) the wind speed and wind direction at the time of each incident;
  - d) the ID of the Equipment involved in each incident and its output at the time of each incident;
  - e) the location of the person who submitted the complaint at the time of each incident; and
- (3) a description of the measures taken to address the cause of each incident to which the complaint relates and to prevent a similar occurrence in the future.

R3. The Company shall retain, for a minimum of five (5) years from the date of their creation, all records described in Condition R1, and make these records available for review by the Ministry upon request.

## **S – NOTIFICATION OF COMPLAINTS**

S1. The Company shall notify the District Manager of each complaint within two (2) business days of the receipt of the complaint.

S2. The Company shall provide the District Manager with the written records created under Condition R2 within eight (8) business days of the receipt of the complaint.

**T – CHANGE OF OWNERSHIP**

T1. The Company shall notify the Director in writing, and forward a copy of the notification to the District Manager, within thirty (30) days of the occurrence of any of the following changes:

- (1) the ownership of the Facility;
- (2) the operator of the Facility;
- (3) the address of the Company;
- (4) the partners, where the Company is or at any time becomes a partnership and a copy of the most recent declaration filed under the *Business Names Act*, R.S.O. 1990, c.B.17, as amended, shall be included in the notification; and
- (5) the name of the corporation where the Company is or at any time becomes a corporation, other than a municipal corporation, and a copy of the most current information filed under the *Corporations Information Act*, R.S.O. 1990, c. C.39, as amended, shall be included in the notification.

**SCHEDULE A**

**Facility Description**

The Facility shall consist of the construction, installation, operation, use and retiring of the following Equipment:

- (a) a total of sixty-two (62) out of the sixty-five (65) General Electric Model GE 1.6-100 wind turbine generators, each rated at 1.6 megawatts generating output capacity, as specified in the Acoustic Assessment Report;
  - (b) one (1) General Electric Model GE 1.56 - 100 wind turbine generator rated at 1.56 megawatts generating output capacity;
  - (c) the total name plate capacity of up to approximately one hundred and two (102) megawatts, designated as source ID Nos. 2 - 6, 8 - 15, 19 - 23, 31 - 39, 41 - 42, 47 - 50, 52 - 78, 80 - 82, and 84 - 86 , respectively each with a hub height of 80 metres above grade, and sited at the locations shown in Schedule B;
  - (d) one (1) transformer substation rated at 115 MVA and sited at the location shown in Schedule B; and
  - (e) associated ancillary equipment, systems and technologies including on-site access roads, underground cabling and overhead transmission lines,
- all in accordance with the Application.

**SCHEDULE B**

**Coordinates of the Equipment and Noise Specifications**

Coordinates of the Equipment are listed below in UTM, Z17-NAD83 projection:

**CONTENT COPY OF ORIGINAL**

	<b>Source ID</b>	<b>Maximum Sound Power Level (dBA)</b>	<b>Easting (m)</b>	<b>Northing (m)</b>	<b>Source Description</b>
1	Trans	104	454,556	4,794,883	Prolec GE 102/136/170 MVA
2	WTG 02	103	450,520	4,805,782	GE 1.6 - 100 LNTE
3	WTG 03	103	451,051	4,805,361	GE 1.6 - 100 LNTE
4	WTG 04	103	450,524	4,804,972	GE 1.6 - 100 LNTE
5	WTG 05	103	451,300	4,804,616	GE 1.6 - 100 LNTE
6	WTG 06	103	451,203	4,803,770	GE 1.6 - 100 LNTE
7	WTG 08	103	447,071	4,803,417	GE 1.6 - 100 LNTE
8	WTG 09	103	446,830	4,802,090	GE 1.6 - 100 LNTE
9	WTG 10	103	448,722	4,804,602	GE 1.6 - 100 LNTE
10	WTG 11	103	448,568	4,803,670	GE 1.6 - 100 LNTE
11	WTG 12	103	449,241	4,803,328	GE 1.6 - 100 LNTE
12	WTG 13	103	448,911	4,802,237	GE 1.6 - 100 LNTE
13	WTG 14	103	448,875	4,801,624	GE 1.6 - 100 LNTE
14	WTG 15	103	449,226	4,800,450	GE 1.6 - 100 LNTE
15	WTG 19	103	445,549	4,795,811	GE 1.6 - 100 LNTE
16	WTG 20	103	445,679	4,795,219	GE 1.6 - 100 LNTE
17	WTG 21	103	445,847	4,794,126	GE 1.6 - 100 LNTE
18	WTG 22	103	447,530	4,795,721	GE 1.6 - 100 LNTE
19	WTG 23	103	447,843	4,796,331	GE 1.6 - 100 LNTE
	<b>Source ID</b>	<b>Maximum Sound Power Level (dBA)</b>	<b>Easting (m)</b>	<b>Northing (m)</b>	<b>Source Description</b>
20	WTG 31	103	452,335	4,797,930	GE 1.6 - 100 LNTE
21	WTG 32	103	452,553	4,796,971	GE 1.6 - 100 LNTE
22	WTG 33	103	452,366	4,796,399	GE 1.6 - 100 LNTE
23	WTG 34	103	453,108	4,799,573	GE 1.6 - 100 LNTE
24	WTG 35	103	454,089	4,796,605	GE 1.6 - 100 LNTE
25	WTG 36	103	446,196	4,792,203	GE 1.6 - 100 LNTE
26	WTG 37	103	446,287	4,791,638	GE 1.6 - 100 LNTE
27	WTG 38	103	446,167	4,791,042	GE 1.6 - 100 LNTE
28	WTG 39	103	447,984	4,793,710	GE 1.6 - 100 LNTE
29	WTG 41	103	448,895	4,791,606	GE 1.6 - 100 LNTE
30	WTG 42	103	448,990	4,790,737	GE 1.6 - 100 LNTE
31	WTG 47	103	452,425	4,792,588	GE 1.6 - 100 LNTE
32	WTG 48	103	452,825	4,793,244	GE 1.6 - 100 LNTE
33	WTG 49	103	454,586	4,792,838	GE 1.6 - 100 LNTE
34	WTG 50	103	455,040	4,793,271	GE 1.6 - 100 LNTE
35	WTG 52	104	440,156	4,788,373	GE 1.56 - 100
36	WTG 53	103	442,135	4,790,871	GE 1.6 - 100 LNTE
37	WTG 54	103	439,792	4,790,436	GE 1.6 - 100 LNTE
38	WTG 55	103	440,005	4,789,811	GE 1.6 - 100 LNTE

**CONTENT COPY OF ORIGINAL**

39	WTG 56	103	439,925	4,788,922	GE 1.6 - 100 LNTE
40	WTG 57	103	438,121	4,790,232	GE 1.6 - 100 LNTE
41	WTG 58	103	437,973	4,789,428	GE 1.6 - 100 LNTE
42	WTG 59	103	438,098	4,788,616	GE 1.6 - 100 LNTE
43	WTG 60	103	437,501	4,789,050	GE 1.6 - 100 LNTE
44	WTG 61	103	437,294	4,788,459	GE 1.6 - 100 LNTE
45	WTG 62	103	437,743	4,788,017	GE 1.6 - 100 LNTE
46	WTG 63	103	438,227	4,787,615	GE 1.6 - 100 LNTE

	<b>Source ID</b>	<b>Maximum Sound Power Level (dBA)</b>	<b>Easting (m)</b>	<b>Northing (m)</b>	<b>Source Description</b>
47	WTG 64	103	446,988	4,791,822	GE 1.6 - 100 LNTE
48	WTG 65	103	454,014	4,798,992	GE 1.6 - 100 LNTE
49	WTG 66	103	446,376	4,794,650	GE 1.6 - 100 LNTE
50	WTG 67	103	453,955	4,799,707	GE 1.6 - 100 LNTE
51	WTG 68	103	450,577	4,790,696	GE 1.6 - 100 LNTE
52	WTG 69	103	450,788	4,791,504	GE 1.6 - 100 LNTE
53	WTG 70	103	450,838	4,792,170	GE 1.6 - 100 LNTE
54	WTG 71	103	451,847	4,795,562	GE 1.6 - 100 LNTE
55	WTG 72	103	450,670	4,804,345	GE 1.6 - 100 LNTE
56	WTG 73	103	453,192	4,800,669	GE 1.6 - 100 LNTE
57	WTG 74	103	453,886	4,795,484	GE 1.6 - 100 LNTE
58	WTG 75	103	454,731	4,795,014	GE 1.6 - 100 LNTE
59	WTG 76	103	454,137	4,793,736	GE 1.6 - 100 LNTE
60	WTG 77	103	453,186	4,791,237	GE 1.6 - 100 LNTE
61	WTG 78	103	447,027	4,790,721	GE 1.6 - 100 LNTE
62	WTG 80	103	445,510	4,796,315	GE 1.6 - 100 LNTE
63	WTG 81	103	450,167	4,794,140	GE 1.6 - 100 LNTE
64	WTG 82	103	452,242	4,793,145	GE 1.6 - 100 LNTE
65	WTG 84	103	438,410	4,790,647	GE 1.6 - 100 LNTE
66	WTG 85	103	446,173	4,795,111	GE 1.6 - 100 LNTE
67	WTG 86	103	446,578	4,793,447	GE 1.6 - 100 LNTE

Note: The transformer substation Sound Power Level value in the above table includes the 5 decibel (dB) adjustment for tonality as prescribed in Publication NPC-104.

*The reasons for the imposition of these terms and conditions are as follows:*

1. Conditions A1, A2 and A8 are included to ensure that the Facility is constructed, installed, used, operated, maintained and retired in the manner in which it was described for review and upon which Approval was granted. These conditions are also included to emphasize the precedence of conditions in the Approval and the practice that the Approval is based on the most current document, if several conflicting documents are submitted for review.
2. Conditions A3 and A4 are included to require the Company to provide information to the public and the local municipality.



## CONTENT COPY OF ORIGINAL

3. Conditions A5 and A6 are included to ensure that final retirement of the Facility is completed in an aesthetically pleasing manner, in accordance with Ministry standards, and to ensure long-term protection of the health and safety of the public and the environment.
4. Condition A7 is included to require the Company to inform the Ministry of the commencement of activities related to the construction, installation and operation of the Facility.
5. Condition B is intended to limit the time period of the Approval.
6. Condition C1 is included to provide the minimum performance requirement considered necessary to prevent an Adverse Effect resulting from the operation of the Equipment and to ensure that the noise emissions from the Equipment will be in compliance with applicable limits set in the Noise Guidelines for Wind Farms.
7. Conditions A8, C2, C3 and D are included to ensure that the Equipment is constructed, installed, used, operated, maintained and retired in a way that meets the regulatory setback prohibitions set out in O. Reg. 359/09.
8. Conditions E and F are included to require the Company to gather accurate information so that the environmental noise impact and subsequent compliance with the Act, O. Reg. 359/09, the Noise Guidelines for Wind Farms and this Approval can be verified.
9. Conditions G, H, I, J, K and L are included to ensure that the Facility is constructed, installed, used, operated, maintained and retired in a way that does not result in an Adverse Effect or hazard to the natural environment or any persons.
10. Condition M is included to ensure that Environment Canada's Exeter Radar Station can continue to be used to provide accurate and reliable forecasts and weather warnings consistent with Environment Canada's mandate.
11. Condition N is included to ensure continued communication between the Company and interested Aboriginal communities.
12. Condition O is included to protect archaeological resources that may be found at the project location.
13. Condition P is included to ensure continued communication between the Company and the local residents.
14. Condition Q is included to emphasize that the Equipment must be maintained and operated according to a procedure that will result in compliance with the Act, O. Reg. 359/09 and this Approval.
15. Condition R is included to require the Company to keep records and provide information to the Ministry so that compliance with the Act, O. Reg. 359/09 and this Approval can be verified.
16. Condition S is included to ensure that any complaints regarding the construction, installation, use, operation, maintenance or retirement of the Facility are responded to in a timely and efficient manner.
17. Condition T is included to ensure that the Facility is operated under the corporate name which appears on the application form submitted for this Approval and to ensure that the Director is informed of any changes.

## NOTICE REGARDING HEARINGS

*In accordance with Section 139 of the Environmental Protection Act, within 15 days after the service of this notice, you may by further written notice served upon the Director, the Environmental Review Tribunal and the Environmental Commissioner, require a hearing by the Tribunal.*

*Section 142 of the Environmental Protection Act provides that the notice requiring the hearing shall state:*

1. The portions of the renewable energy approval or each term or condition in the renewable energy approval in respect of which the hearing is required, and;

CONTENT COPY OF ORIGINAL

2. The grounds on which you intend to rely at the hearing in relation to each portion appealed.

*The signed and dated notice requiring the hearing should also include:*

- 3. The name of the appellant;
- 4. The address of the appellant;
- 5. The renewable energy approval number;
- 6. The date of the renewable energy approval;
- 7. The name of the Director;
- 8. The municipality or municipalities within which the project is to be engaged in;

*This notice must be served upon:*

The Secretary* Environmental Review Tribunal 655 Bay Street, 15th Floor Toronto, Ontario M5G 1E5	AND	The Environmental Commissioner 1075 Bay Street, 6th Floor Suite 605 Toronto, Ontario M5S 2B1	AND	The Director Section 47.5, <i>Environmental Protection Act</i> Ministry of the Environment 2 St. Clair Avenue West, Floor 12A Toronto, Ontario M4V 1L5
--	-----	--	-----	---

**\* Further information on the Environmental Review Tribunal’s requirements for an appeal can be obtained directly from the Tribunal at: Tel: (416) 212-6349, Fax: (416) 314-3717 or [www.ert.gov.on.ca](http://www.ert.gov.on.ca)**

*Under Section 142.1 of the Environmental Protection Act, residents of Ontario may require a hearing by the Environmental Review Tribunal within 15 days after the day on which notice of this decision is published in the Environmental Registry. By accessing the Environmental Registry at [www.ebr.gov.on.ca](http://www.ebr.gov.on.ca), you can determine when this period ends.*

*Approval for the above noted renewable energy project is issued to you under Section 47.5 of the Environmental Protection Act subject to the terms and conditions outlined above.*

DATED AT TORONTO this 24th day of July, 2014

Vic Schroter, P.Eng.  
Director  
Section 47.5, *Environmental Protection Act*

NC/  
c: District Manager, MOE Owen Sound

# APPENDIX C

# MEASUREMENT EQUIPMENT

---



## Sound Level Meter

<b>Sound Level Meter</b>	
Make and Model	RWDI Envision Data Collection System
Serial No.	NAVCAD08
<b>Preamplifier</b>	
Make and Type	PCB Piezotronics Preamplifier Type 426E01
Serial No.	035615
<b>Microphone</b>	
Make and Type	PCB Piezotronics Microphone Type 377B02
Serial No.	150557
<b>Calibrator</b>	
Make and Type	Larson-Davis CAL200 precision acoustic calibrator (1000 Hz)
Serial No.	Various

# ~ Certificate of Calibration and Compliance ~

Model: 378B02                      Serial Number: 118368  
 Microphone Model: 377B02        Serial Number: 150557            Manufacturer: PCB  
 Pre-amplifier Model: 426E01      Serial Number: 035615            Manufacturer: PCB

## Calibration Environmental Conditions

Environmental test conditions as printed on microphone calibration chart.

## Reference Equipment

Manufacturer	Model #	Serial #	PCB Control #	Cal Date	Due Date
National Instruments	PCIe-6351	1896F08	CA1918	11/3/14	11/3/15
Larson Davis	PRM915	133	CA1407	5/22/14	5/22/15
Larson Davis	PRM902	5310	CA2062	3/5/14	3/5/15
Larson Davis	PRM916	144	CA2001	8/25/14	8/25/15
Larson Davis	CAL250	5374	CA2068	10/14/14	10/14/15
Larson Davis	2201	145	CA2046	5/12/14	5/12/15
Bruel & Kjaer	4192	2657834	CA1270	12/4/14	12/4/15
Larson Davis	GPRM902	5282	CA2063	4/10/14	4/10/15
Newport	iTHX-SD/N	1080002	CA1511	not required	not required
Larson Davis	PRA951-4	242	CA1456	11/10/14	11/10/15
Larson Davis	ADP005	0	0	not required	not required
0	0	0	0	not required	not required
0	0	0	0	not required	not required
0	0	0	0	not required	not required

Frequency sweep performed with B&K UA0033 electrostatic actuator.

## Condition of Unit

As Found: n/a  
 As Left: New Unit, In Tolerance

## Notes

1. Calibration of reference equipment is traceable to one or more of the following National Labs; NIST, PTB or DFM.
2. This certificate shall not be reproduced, except in full, without written approval from PCB Piezotronics, Inc.
3. Calibration is performed in compliance with ISO 9001, ISO 10012-1, ANSI/NCSL Z540.3 and ISO 17025.
4. See Manufacturer's Specification Sheet for a detailed listing of performance specifications.
5. Open circuit sensitivity is measured using the insertion voltage method following procedure AT603-5.
6. Measurement uncertainty (95% confidence level with coverage factor of 2) for sensitivity is +/-0.20 dB.
7. Unit calibrated per ACS-63.

Technician: Leonard Lukasik                      Date: January 7, 2015



3425 Walden Avenue, Depew, New York, 14043  
 TEL: 888-684-0013    FAX: 716-685-3886    www.pcb.com

# ~ Calibration Report ~

Model: 378B02  
 Microphone Model: 377B02  
 Preamplifier Model: 426E01

Serial Number: 118368  
 Serial Number: 150557  
 Serial Number: 035615

Description: 1/2" Free-Field Microphone  
 and Preamplifier

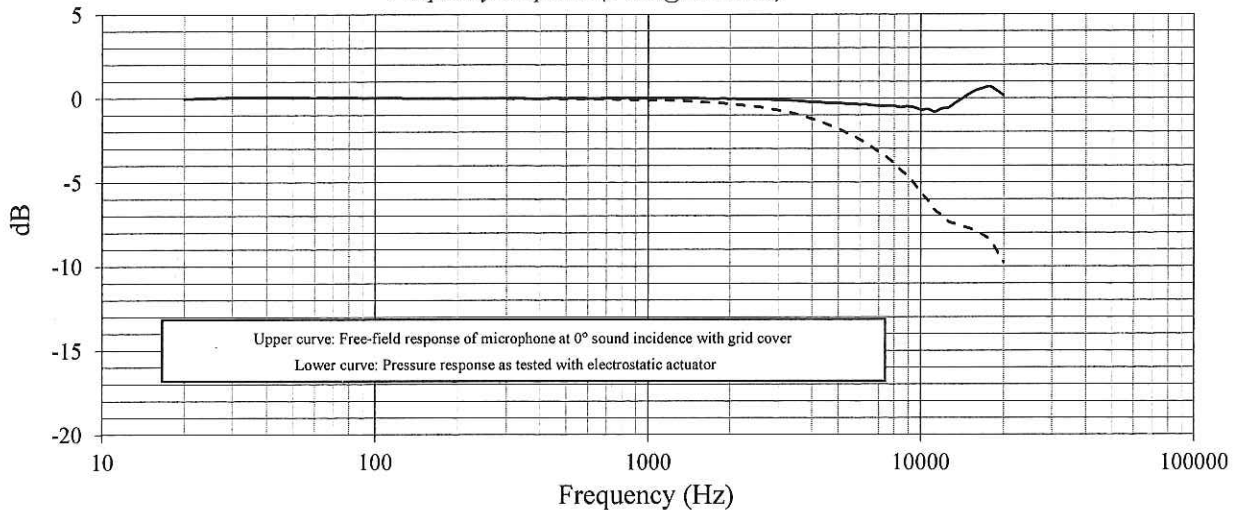
## Calibration Data

System Sensitivity @ 251.2 Hz: 49.23 mV/Pa  
 -26.16 dB re 1V/Pa

Polarization Voltage, External: 0 V

Temperature: 72 °F (22°C)      Ambient Pressure: 997 mbar      Relative Humidity: 19 %

Frequency Response (0 dB @ 251.2 Hz)



Freq (Hz)	Lower (dB)	Upper (dB)	Freq (Hz)	Lower (dB)	Upper (dB)	Freq (Hz)	Lower (dB)	Upper (dB)	Freq (Hz)	Lower (dB)	Upper (dB)
20.0	-0.03	-0.03	1679	-0.26	-0.03	7499	-3.53	-0.46	-	-	-
25.1	0.02	0.02	1778	-0.28	-0.03	7943	-3.85	-0.46	-	-	-
31.6	0.07	0.07	1884	-0.30	-0.02	8414	-4.27	-0.54	-	-	-
39.8	0.08	0.08	1995	-0.34	-0.03	8913	-4.60	-0.49	-	-	-
50.1	0.05	0.05	2114	-0.39	-0.05	9441	-5.07	-0.55	-	-	-
63.1	0.05	0.05	2239	-0.43	-0.06	10000	-5.65	-0.70	-	-	-
79.4	0.04	0.04	2371	-0.47	-0.06	10593	-6.06	-0.66	-	-	-
100.0	0.02	0.02	2512	-0.51	-0.05	11220	-6.67	-0.81	-	-	-
125.9	0.02	0.02	2661	-0.56	-0.05	11885	-6.95	-0.63	-	-	-
158.5	0.01	0.01	2818	-0.64	-0.08	12589	-7.34	-0.57	-	-	-
199.5	0.01	0.01	2985	-0.71	-0.09	13335	-7.48	-0.29	-	-	-
251.2	0.00	0.00	3162	-0.79	-0.11	14125	-7.62	-0.03	-	-	-
316.2	-0.01	0.00	3350	-0.88	-0.14	14962	-7.73	0.24	-	-	-
398.1	-0.02	-0.02	3548	-0.98	-0.16	15849	-7.89	0.46	-	-	-
501.2	-0.03	0.01	3758	-1.10	-0.20	16788	-8.13	0.59	-	-	-
631.0	-0.05	-0.01	3981	-1.22	-0.22	17783	-8.42	0.69	-	-	-
794.3	-0.07	0.02	4217	-1.34	-0.23	18837	-9.06	0.45	-	-	-
1000.0	-0.11	0.01	4467	-1.50	-0.27	19953	-9.76	0.17	-	-	-
1059.3	-0.11	0.02	4732	-1.66	-0.29	-	-	-	-	-	-
1122.0	-0.12	0.02	5012	-1.82	-0.29	-	-	-	-	-	-
1188.5	-0.13	0.02	5309	-2.03	-0.33	-	-	-	-	-	-
1258.9	-0.14	0.02	5623	-2.22	-0.34	-	-	-	-	-	-
1333.5	-0.17	0.01	5957	-2.45	-0.38	-	-	-	-	-	-
1412.5	-0.18	0.01	6310	-2.66	-0.37	-	-	-	-	-	-
1496.2	-0.20	0.00	6683	-2.96	-0.44	-	-	-	-	-	-
1584.9	-0.23	-0.02	7080	-3.25	-0.47	-	-	-	-	-	-

Technician: Leonard Lukasik      Date: January 7, 2015



3425 Walden Avenue, Depew, New York, 14043

TEL: 888-684-0013      FAX: 716-685-3886      www.pcb.com

ID: CAL112-3503504630.296

# MEASUREMENT EQUIPMENT

---



## Sound Level Meter

<b>Sound Level Meter</b>	
Make and Model	RWDI Envision Data Collection System
Serial No.	NAVCAD06
<b>Preamplifier</b>	
Make and Type	PCB Piezotronics Preamplifier Type 426E01
Serial No.	035623
<b>Microphone</b>	
Make and Type	PCB Piezotronics Microphone Type 377B02
Serial No.	150479
<b>Calibrator</b>	
Make and Type	Larson-Davis CAL200 precision acoustic calibrator (1000 Hz)
Serial No.	Various

# ~ Certificate of Calibration and Compliance ~

Model: 378B02                      Serial Number: 118394  
 Microphone Model: 377B02        Serial Number: 150479            Manufacturer: PCB  
 Pre-amplifier Model: 426E01      Serial Number: 035623            Manufacturer: PCB

## Calibration Environmental Conditions

Environmental test conditions as printed on microphone calibration chart.

## Reference Equipment

Manufacturer	Model #	Serial #	PCB Control #	Cal Date	Due Date
National Instruments	PCIe-6351	1896F08	CA1918	11/3/14	11/3/15
Larson Davis	PRM915	133	CA1407	5/22/14	5/22/15
Larson Davis	PRM902	5310	CA2062	3/5/14	3/5/15
Larson Davis	PRM916	144	CA2001	8/25/14	8/25/15
Larson Davis	CAL250	5374	CA2068	10/14/14	10/14/15
Larson Davis	2201	145	CA2046	5/12/14	5/12/15
Bruel & Kjaer	4192	2657834	CA1270	12/4/14	12/4/15
Larson Davis	GPRM902	5282	CA2063	4/10/14	4/10/15
Newport	iTHX-SD/N	1080002	CA1511	not required	not required
Larson Davis	PRA951-4	242	CA1456	11/10/14	11/10/15
Larson Davis	ADP005	0	0	not required	not required
0	0	0	0	not required	not required
0	0	0	0	not required	not required
0	0	0	0	not required	not required

Frequency sweep performed with B&K UA0033 electrostatic actuator.

## Condition of Unit

As Found: n/a

As Left: New Unit, In Tolerance

## Notes

1. Calibration of reference equipment is traceable to one or more of the following National Labs; NIST, PTB or DFM.
2. This certificate shall not be reproduced, except in full, without written approval from PCB Piezotronics, Inc.
3. Calibration is performed in compliance with ISO 9001, ISO 10012-1, ANSI/NCSL Z540.3 and ISO 17025.
4. See Manufacturer's Specification Sheet for a detailed listing of performance specifications.
5. Open circuit sensitivity is measured using the insertion voltage method following procedure AT603-5.
6. Measurement uncertainty (95% confidence level with coverage factor of 2) for sensitivity is +/-0.20 dB.
7. Unit calibrated per ACS-63.

Technician: Leonard Lukasik *W*

Date: January 7, 2015



3425 Walden Avenue, Depew, New York, 14043

TEL: 888-684-0013    FAX: 716-685-3886    www.pcb.com



# ~ Calibration Report ~

Model: 378B02  
 Microphone Model: 377B02  
 Preamplifier Model: 426E01

Serial Number: 118394  
 Serial Number: 150479  
 Serial Number: 035623

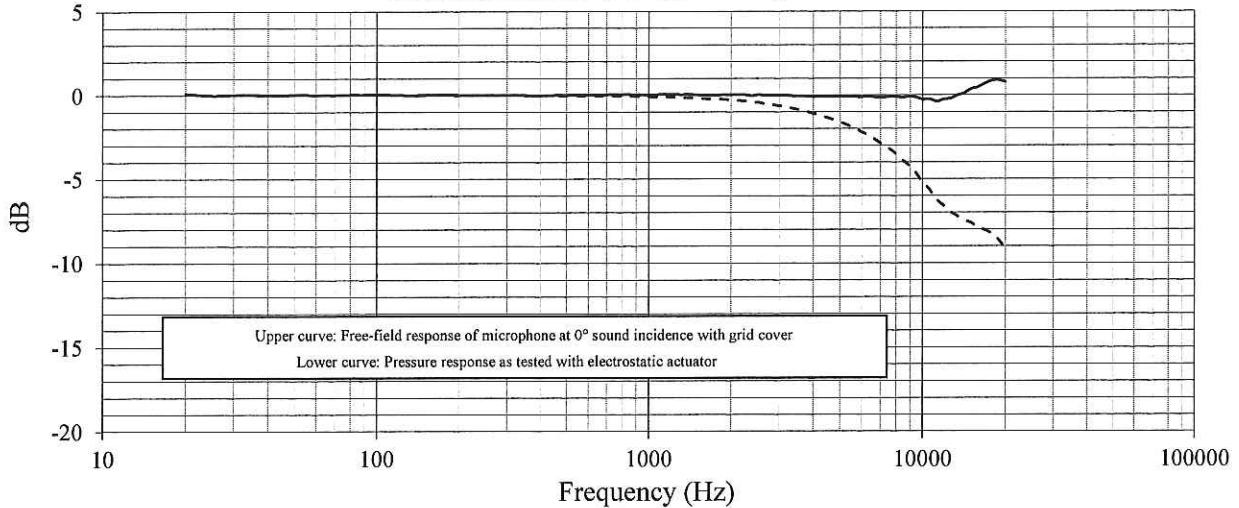
Description: 1/2" Free-Field Microphone  
 and Preamplifier

## Calibration Data

System Sensitivity @ 251.2 Hz: 52.48 mV/Pa      Polarization Voltage, External: 0 V  
 -25.6 dB re 1V/Pa

Temperature: 70 °F (21°C)      Ambient Pressure: 993 mbar      Relative Humidity: 28 %

Frequency Response (0 dB @ 251.2 Hz)



Freq (Hz)	Lower (dB)	Upper (dB)	Freq (Hz)	Lower (dB)	Upper (dB)	Freq (Hz)	Lower (dB)	Upper (dB)	Freq (Hz)	Lower (dB)	Upper (dB)
20.0	0.10	0.10	1679	-0.23	0.00	7499	-3.17	-0.10	-	-	-
25.1	0.00	0.00	1778	-0.24	0.01	7943	-3.48	-0.09	-	-	-
31.6	0.05	0.05	1884	-0.26	0.02	8414	-3.87	-0.14	-	-	-
39.8	0.02	0.02	1995	-0.30	0.01	8913	-4.20	-0.09	-	-	-
50.1	0.04	0.04	2114	-0.32	0.02	9441	-4.65	-0.13	-	-	-
63.1	0.03	0.03	2239	-0.35	0.03	10000	-5.20	-0.25	-	-	-
79.4	0.03	0.03	2371	-0.45	-0.04	10593	-5.64	-0.24	-	-	-
100.0	0.04	0.04	2512	-0.43	0.03	11220	-6.23	-0.37	-	-	-
125.9	0.02	0.02	2661	-0.52	-0.01	11885	-6.58	-0.26	-	-	-
158.5	0.02	0.02	2818	-0.57	-0.01	12589	-6.97	-0.20	-	-	-
199.5	0.01	0.01	2985	-0.62	0.00	13335	-7.20	-0.01	-	-	-
251.2	0.00	0.00	3162	-0.69	-0.01	14125	-7.48	0.11	-	-	-
316.2	0.00	0.01	3350	-0.79	-0.05	14962	-7.61	0.36	-	-	-
398.1	-0.02	-0.02	3548	-0.87	-0.05	15849	-7.88	0.47	-	-	-
501.2	-0.03	0.01	3758	-0.97	-0.07	16788	-8.04	0.68	-	-	-
631.0	-0.03	0.01	3981	-1.09	-0.09	17783	-8.25	0.86	-	-	-
794.3	-0.04	0.05	4217	-1.21	-0.10	18837	-8.62	0.89	-	-	-
1000.0	-0.09	0.03	4467	-1.33	-0.10	19953	-9.14	0.79	-	-	-
1059.3	-0.10	0.03	4732	-1.46	-0.09	-	-	-	-	-	-
1122.0	-0.09	0.05	5012	-1.61	-0.08	-	-	-	-	-	-
1188.5	-0.10	0.05	5309	-1.78	-0.08	-	-	-	-	-	-
1258.9	-0.12	0.04	5623	-1.97	-0.09	-	-	-	-	-	-
1333.5	-0.15	0.03	5957	-2.18	-0.11	-	-	-	-	-	-
1412.5	-0.14	0.05	6310	-2.37	-0.08	-	-	-	-	-	-
1496.2	-0.18	0.02	6683	-2.64	-0.12	-	-	-	-	-	-
1584.9	-0.20	0.01	7080	-2.91	-0.13	-	-	-	-	-	-


Technician: Leonard Lukasik      Date: January 7, 2015



3425 Walden Avenue, Depew, New York, 14043

TEL: 888-684-0013      FAX: 716-685-3886      www.pcb.com

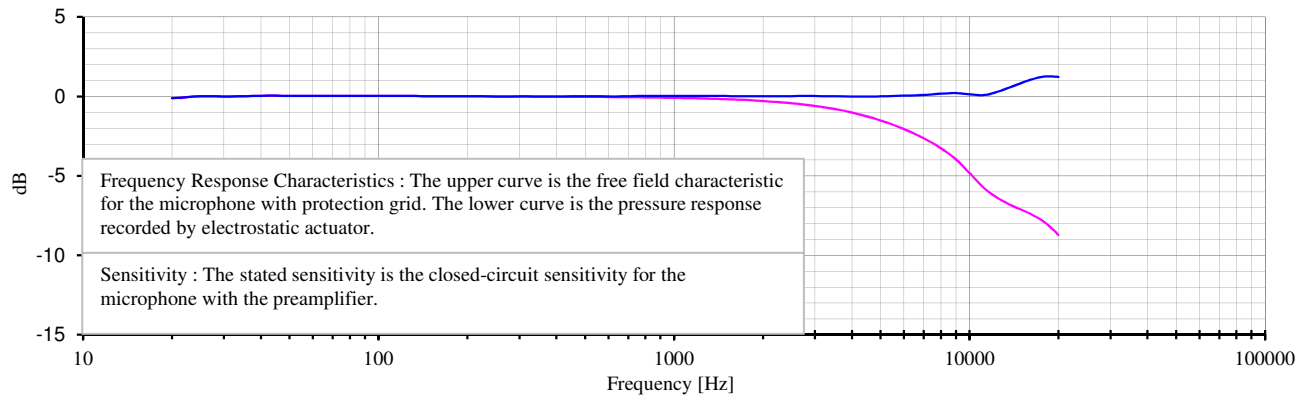
ID:CAL112-3503487813.445



# ~Certificate of Calibration~

3149 East Kemper Rd.  
Cincinnati, OH 45241  
Ph : 513-351-9919  
Fax: 513-458-2172  
www.modalshop.com

<b>Model Number:</b> 378B02	<b>Pair S/N:</b> 116567	<b>Customer:</b> TMS Rental
<b>Manufacturer:</b> PCB	PCB	<b>Address:</b>
<b>Model Number:</b> 377B02	426E01	
<b>Serial Number:</b> 146481	33255	
<b>Asset ID:</b> 53110		<b>Calibration Date:</b> Jul 22, 2015 10:03:16
<b>Description:</b> Free-Field Microphone with Preamplifier		<b>Due Date:</b>
<b>Sensitivity:</b> 250 Hz 1 kHz		<b>Temperature:</b> 72 (22) °F (°C)
-26.14 -26.23 dB re. 1V/Pa		<b>Humidity:</b> 45 %
49.31 48.80 mV/Pa		<b>Ambient Pressure:</b> 993.3 mbar
<b>Cal. Results:</b> In Tolerance		<b>Polarization Voltage:</b> 0 VDC



**Traceability:** The calibration is traceable through 683/281764-12.

**Notes:** Calibration results relate only to the items calibrated.  
This certificate may not be reproduced, except in full, without written permission.  
This calibration is performed in compliance with ISO 9001, ISO 17025 and ANSI Z540.  
Measurement uncertainty (250 Hz sensitivity calibration) at 95% confidence level: 0.30 dB.  
Calibrated per procedure PRD-P204.

**User Note:** As Found/As Left In Tolerance

### Frequency Response with reference to level at 250 Hz

Frequency (Hz)	Upper (dB)	Frequency (Hz)	Upper (dB)	Frequency (Hz)	Upper (dB)	Frequency (Hz)	Upper (dB)
20	-0.11	630	0.00	4500	-0.01		
25	0.00	800	0.03	5000	0.01		
31.5	0.00	1000	0.03	5600	0.04		
40	0.04	1120	0.03	6300	0.06		
50	0.04	1250	0.03	7100	0.10		
63	0.03	1400	0.03	8000	0.17		
80	0.04	1600	0.02	9000	0.21		
100	0.03	1800	0.02	10000	0.13		
125	0.02	2000	0.02	11200	0.08		
160	0.01	2240	0.02	12500	0.30		
200	0.01	2500	0.02	14000	0.63		
250	0.00	2800	0.02	16000	1.04		
315	0.00	3150	0.02	18000	1.26		
400	-0.01	3550	0.01	20000	1.23		
500	0.01	4000	0.00				

**Technician:** Wayne Underwood

**Reference Equipment Used:**

**Approval:**

Manuf.	Model	Serial	Cal. Date	Due Date
GRAS	40AG	9542	9/15/2014	9/15/2015



# MEASUREMENT EQUIPMENT

---



## Sound Level Meter

<b>Sound Level Meter</b>	
Make and Model	RWDI Envision Data Collection System
Serial No.	NAVCAD10
<b>Preamplifier</b>	
Make and Type	PCB Piezotronics Preamplifier Type 426E01
Serial No.	038205
<b>Microphone</b>	
Make and Type	PCB Piezotronics Microphone Type 377B02
Serial No.	151486
<b>Calibrator</b>	
Make and Type	Larson-Davis CAL200 precision acoustic calibrator (1000 Hz)
Serial No.	Various

# ~ Certificate of Calibration and Compliance ~

Model: 378B02      Serial Number: 119551  
Microphone Model: 377B02      Serial Number: 151486      Manufacturer: PCB  
Preamplifier Model: 426E01      Serial Number: 038205      Manufacturer: PCB

## Calibration Environmental Conditions

Environmental test conditions as printed on microphone calibration chart.

## Reference Equipment

Manufacturer	Model #	Serial #	PCB Control #	Cal Date	Due Date
Hewlett Packard	34401A	MY41045214	LD001	3/4/14	3/4/15
Larson Davis	PRM915	136	CA1434	9/18/14	9/18/15
Larson Davis	PRM902	3750	CA864	7/30/14	7/30/15
Larson Davis	PRM916	130	CA1161	7/30/14	7/30/15
Larson Davis	CAL250	5025	CA1277	5/7/14	5/7/15
Larson Davis	2201	140	CA1409	3/11/14	3/11/15
Larson Davis	2900	664	CA520	10/9/13	10/9/15
Larson Davis	PRA951-4	241	CA1449	9/30/14	9/30/15
Bruel & Kjaer	4192	2657834	CA1270	12/4/14	12/4/15
Larson Davis	2209	125	CA520A	9/10/13	10/2/15
Newport	BTH-W/N	8410668	CA1187	not required	not required
PCB	377B02 LF	122736	0	not required	not required
0	0	0	0	not required	not required
0	0	0	0	not required	not required

Frequency sweep performed with B&K UA0033 electrostatic actuator.

## Condition of Unit

As Found: n/a

As Left: New Unit, In Tolerance

## Notes

1. Calibration of reference equipment is traceable to one or more of the following National Labs; NIST, PTB or DFM.
2. This certificate shall not be reproduced, except in full, without written approval from PCB Piezotronics, Inc.
3. Calibration is performed in compliance with ISO 9001, ISO 10012-1, ANSI/NCSL Z540.3 and ISO 17025.
4. See Manufacturer's Specification Sheet for a detailed listing of performance specifications.
5. Open circuit sensitivity is measured using the insertion voltage method following procedure AT603-5.
6. Measurement uncertainty (95% confidence level with coverage factor of 2) for sensitivity is +/-0.20 dB.
7. Unit calibrated per ACS-63.

Technician: Leonard Lukasik

Date: March 27, 2015



3425 Walden Avenue, Depew, New York, 14043

TEL: 888-684-0013      FAX: 716-685-3886      www.pcb.com

ID: CAL60-3510310937.294

# ~ Calibration Report ~

Model: 378B02  
 Microphone Model: 377B02  
 Preamplifier Model: 426E01

Serial Number: 119551  
 Serial Number: 151486  
 Serial Number: 038205

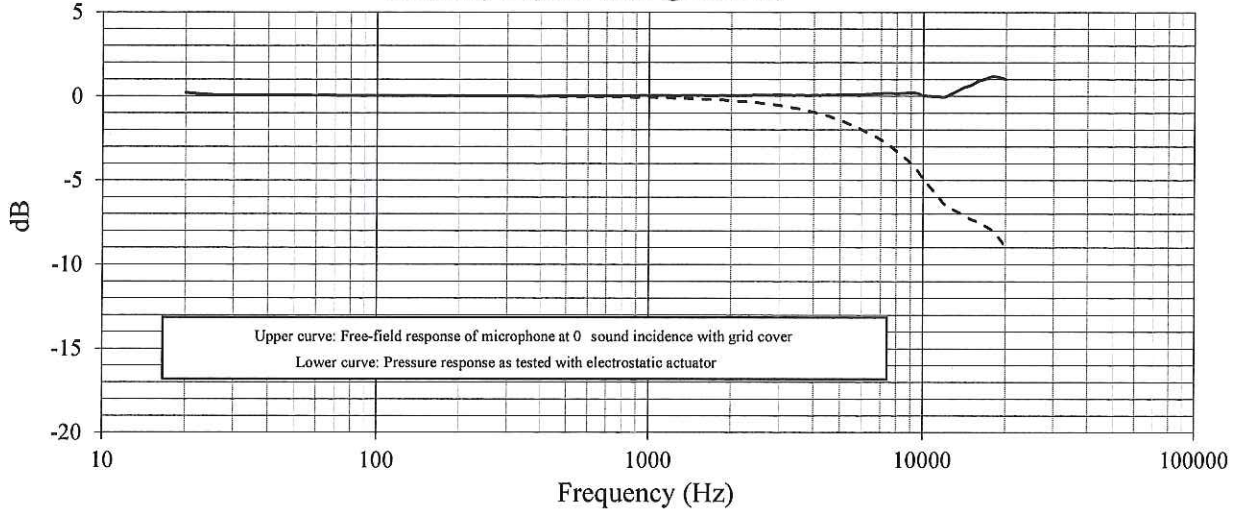
Description: 1/2" Free-Field Microphone  
 and Preamplifier

## Calibration Data

System Sensitivity @ 251.2 Hz: 52.86 mV/Pa      Polarization Voltage, External: 0 V  
 -25.54 dB re 1V/Pa

Temperature: 71 °F (22°C)      Ambient Pressure: 985 mbar      Relative Humidity: 35 %

*Frequency Response (0 dB @ 251.2 Hz)*



Freq (Hz)	Lower (dB)	Upper (dB)	Freq (Hz)	Lower (dB)	Upper (dB)	Freq (Hz)	Lower (dB)	Upper (dB)	Freq (Hz)	Lower (dB)	Upper (dB)
20.0	0.20	0.20	1679	-0.20	0.03	7499	-2.89	0.18	-	-	-
25.1	0.07	0.07	1778	-0.22	0.03	7943	-3.23	0.16	-	-	-
31.6	0.07	0.07	1884	-0.23	0.05	8414	-3.56	0.17	-	-	-
39.8	0.06	0.06	1995	-0.27	0.05	8913	-3.91	0.20	-	-	-
50.1	0.05	0.05	2114	-0.31	0.03	9441	-4.34	0.18	-	-	-
63.1	0.04	0.04	2239	-0.32	0.05	10000	-4.91	0.04	-	-	-
79.4	0.03	0.03	2371	-0.36	0.05	10593	-5.40	0.00	-	-	-
100.0	0.02	0.02	2512	-0.40	0.06	11220	-5.87	-0.01	-	-	-
125.9	0.02	0.02	2661	-0.45	0.06	11885	-6.37	-0.05	-	-	-
158.5	0.01	0.01	2818	-0.49	0.07	12589	-6.65	0.12	-	-	-
199.5	0.02	0.02	2985	-0.54	0.08	13335	-6.87	0.32	-	-	-
251.2	0.00	0.00	3162	-0.62	0.06	14125	-7.06	0.53	-	-	-
316.2	0.00	0.01	3350	-0.69	0.05	14962	-7.31	0.66	-	-	-
398.1	-0.01	-0.01	3548	-0.76	0.06	15849	-7.46	0.89	-	-	-
501.2	-0.03	0.01	3758	-0.85	0.05	16788	-7.70	1.02	-	-	-
631.0	-0.03	0.01	3981	-0.94	0.06	17783	-7.94	1.17	-	-	-
794.3	-0.06	0.03	4217	-1.06	0.05	18837	-8.38	1.13	-	-	-
1000.0	-0.08	0.04	4467	-1.15	0.08	19953	-8.92	1.01	-	-	-
1059.3	-0.08	0.05	4732	-1.30	0.07	-	-	-	-	-	-
1122.0	-0.10	0.04	5012	-1.44	0.09	-	-	-	-	-	-
1188.5	-0.10	0.05	5309	-1.61	0.09	-	-	-	-	-	-
1258.9	-0.15	0.01	5623	-1.78	0.11	-	-	-	-	-	-
1333.5	-0.13	0.05	5957	-1.97	0.10	-	-	-	-	-	-
1412.5	-0.15	0.04	6310	-2.17	0.12	-	-	-	-	-	-
1496.2	-0.16	0.04	6683	-2.39	0.14	-	-	-	-	-	-
1584.9	-0.18	0.03	7080	-2.61	0.17	-	-	-	-	-	-

Technician: Leonard Lukasik      Date: March 27, 2015



3425 Walden Avenue, Depew, New York, 14043

TEL: 888-684-0013      FAX: 716-685-3886      www.pcb.com

ID: CAL80-3510310937.294

### Ambient Pressure Response of Free-Field Microphones

(Variation over Static Pressure)

Pressure	65 kPa	75 kPa	85 kPa	93 kPa	101 kPa	110kPa
2520	.38 dB	.20 dB	.14 dB	.069 dB	0.000	-.047 dB
2540	.34 dB	.24 dB	.15 dB	.08 dB	0.000	-.075 dB
377B41	.43 dB	.31 dB	.19 dB	.099 dB	0.000	-.10 dB

*NOTE: Results in dB referenced to 101 kPa*

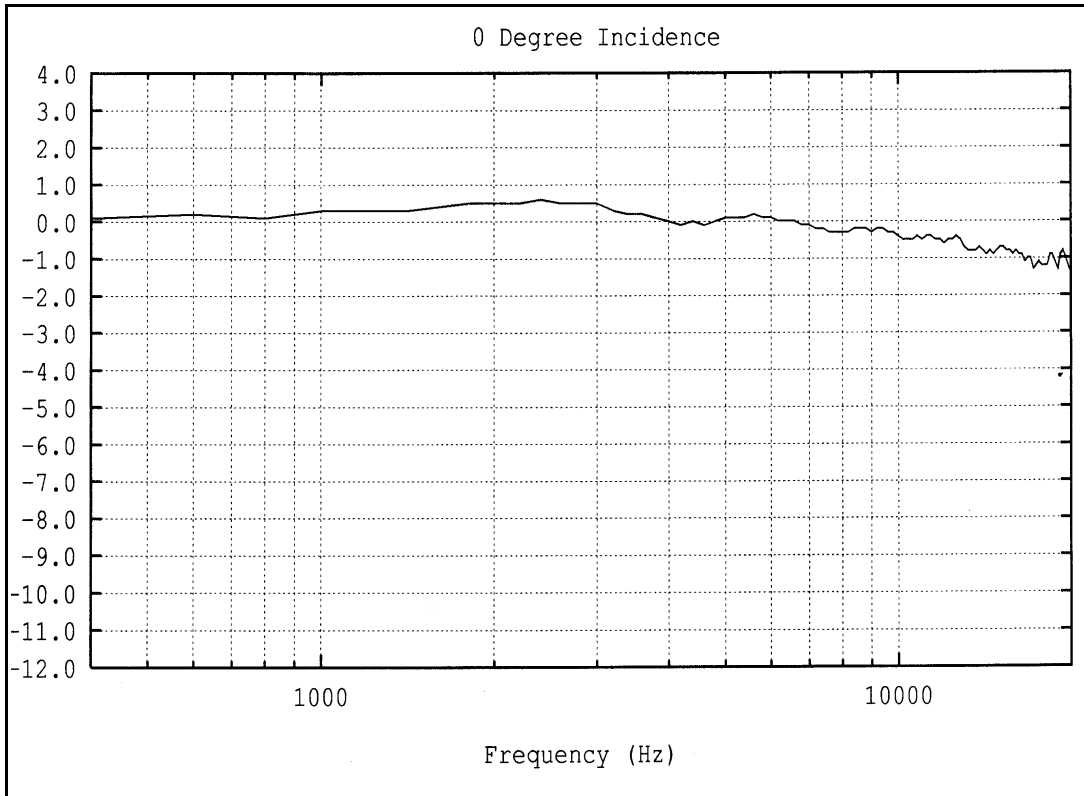
#### **Position of Instrument and Operator:**

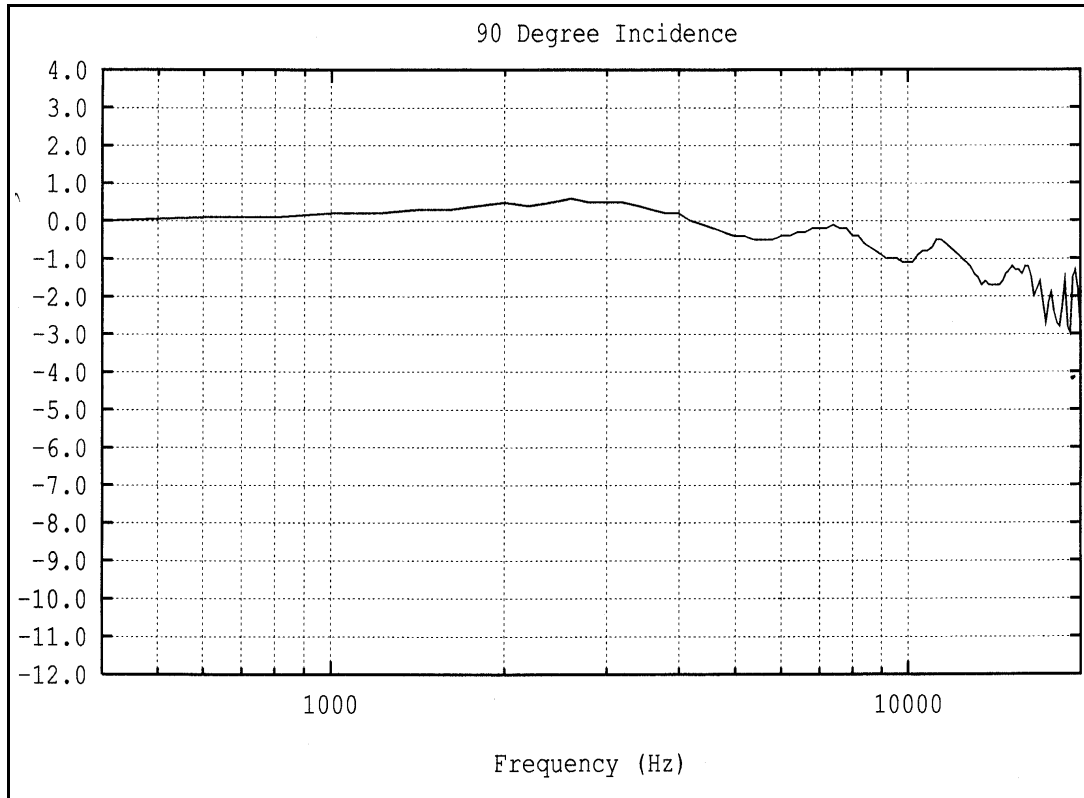
When making a measurement, it is recommended that the observer be positioned as far behind and to the right of the instrument as possible to minimize interference of the sound field at the microphone resulting from body reflections. When using the 824, the meter is held in one hand with the arm extended away from the body. Better results can be obtained by using a tripod.

#### **Effect of Windscreen:**

The Corrections which should be subtracted from the measured data when using the Larson-Davis Model WS001 3½ inch diameter windscreen with a ½ inch Larson-Davis microphone are as indicated in the following graphs.

### Windscreen Response with Respect to No Windscreen





## Frequency Response

### Random Incidence Microphone Correction

When random incidence correction is turned on in the 824, a digital filter is added which gives the necessary correction to provide random incidence response when measuring with a free-field microphone.

*NOTE: Tested with the preamplifier and microphone attached directly to the 824.*

The graphs below show the response of the free-field microphones before and after the random incidence correction has been added.



# APPENDIX D

# Goshen Wind, LP

## DELIVERED BY EMAIL

July 17, 2017

Jason Zhang  
Review Engineering Assistant  
Ministry of Environment and Climate Change  
135 St. Clair Avenue West, 1st Floor  
Toronto ON M4V 1P5

**Subject: Goshen - REA #0558-9GUJ8T - Immission Audit Report**

Dear Mr. Zhang,


The purpose of this letter is to address your request for additional information on the above noted Immission Audit Reports for the Goshen Wind Energy Centre. Specifically from your email dated June 26, 2017 you requested:

For the Spring Acoustic Immission Audit Report dated July 24, 2015, and For the Fall Acoustic Audit Immission Report dated July 21, 2016:

*2. a signed letter stating that the turbine(s) were not operational during the ambient sound level measurements. Also, confirm there were no modifications to the blades of the wind turbines (such as but not limited to vortex generators) during the audit; {Ref. Section D7 (1)(f) of Protocol}.*

Please accept this letter as written confirmation of such. If you have any questions or require further details please do not hesitate to contact me.

Regards,



Doug McIntosh  
Wind Regional General Manager

C.c. Jenn Tuck, NextEra Energy Canada  
Jason Gaynor, NextEra Energy Resources  
Derek Dudek, NextEra Energy Canada

I can confirm on behalf of Goshen Wind GP, ULC, that the wind turbines located within the Goshen Wind Energy Centre that were included in this immission report were operating normally for the duration of the measurement campaign from September 14<sup>th</sup>, 2015 through February 3<sup>rd</sup>, 2016. More specifically, all wind turbines were in operation and operating normally during the valid data time periods indicated in this report.

**Company Name:**  
Goshen Wind GP, ULC

**Name Of Company Representative:** DOUG MCINTOSH

**Title:** REGIONAL GENERAL MANAGER

**Signature of Company Representative:** 

**Date:** 7/22/16

# APPENDIX E



**Goshen Wind Farm  
Monitor Location A**

Goshen Spring Immission Report

Project #1500866

Figure: E1





**Goshen Wind Farm  
Monitor Location B**

Goshen Spring Immission Report

Project #1500866

Figure: E2





**Goshen Wind Farm  
Monitor Location C**

Goshen Spring Immission Report

Project #1500866

Figure: E3



### Rationale Summary Table for Measurement Locations (Goshen I-Audits)

Rank	Rec. ID	Rec. Type	Rec. Height (m)	Distance to Nearest Turbine (m)	Nearest Turbine	Modelled Sound Level (dBA)	Location Comment	Location Conclusion
1	GSH3491	NP	4.5	563.5	G_WTG76	39.8	Good location, participating lands across street, near lots of other receptors - Municipal lot, large delays in getting Council permissions, not ideal due to municipal traffic – received permission from participating receptor across road (GSH2598)	Selected GSH2598 as representative
2	GSH769	NP	4.5	602.7	G_WTG52	39.3	not prevailing winds	Excluded
3	GSH2580	VNP	4.5	652.6	G_WTG76	39.2	Similar to 3491 – called Feb 21, 23 day, 23 night and no answer	
4	GSH2053	NP	4.5	623	G_WTG75	39.1	Good location - Called Feb 21 left msg, Feb 23 day no answer, left msg, out of country until Feb 27 – received permission from participating receptor GSH2576 with surrounding lands	Selected GSH2576 as representative
5	GSH3492	NP	4.5	720.3	G_WTG76	39	Similar to 3491 – called Feb 21, 23 day, 23 night and no answer	
6	GSH1900	NP	4.5	579.6	G_WTG76	38.9	not prevailing winds	Excluded
7	GSH3137	NP	4.5	738	G_WTG76	38.9	Similar to 3491 – Spoke to Virginia Guillet who said no	
8	GSH2879	VNP	4.5	613.9	G_WTG86	38.9	not prevailing winds	Excluded
9	GSH3138	NP	4.5	781.7	G_WTG76	38.7	Similar to 3491	



Rank	Rec. ID	Rec. Type	Rec. Height (m)	Distance to Nearest Turbine (m)	Nearest Turbine	Modelled Sound Level (dBA)	Location Comment	Location Conclusion
10	GSH3494	NP	4.5	823.7	G_WTG76	38.6	Similar to 3491	
11	GSH2862	VNP	4.5	628.8	G_WTG22	38.7	not prevailing winds	Excluded
12	GSH350	NP	4.5	625.1	G_WTG22	38.6	not prevailing winds	Excluded
13	GSH541	NP	7.5	680.3	G_WTG19	38.5	not prevailing winds, three-storey receptor	Excluded
14	GSH2441	VNP	4.5	562.4	G_WTG84	38.5	decent location, participating receptor next door – called Feb 21, 23, 24 and no answer – received permission from participating receptor GSH2440 with adjoining property line	Selected GSH2440 as representative.
15	GSH1895	NP	4.5	626	G_WTG76	38.4	Similar to 3491	
16	GSH2428	VNP	4.5	672	G_WTG61	38.4	not prevailing winds	Excluded
17	GSH2581	VNP	4.5	862.7	G_WTG76	38.4	Similar to 3491	
18	GSH3497	NP	4.5	864.3	G_WTG75	38.2	Similar to 2053	
19	GSH366	NP	4.5	618.4	G_WTG39	38.2	not prevailing winds	Excluded
20	GSH785	NP	4.5	553.8	G_WTG52	38	not prevailing winds	Excluded

# APPENDIX F

**Table F1 - Summary of Measurement Conditions**

Goshen Wind Farm, 1500886

Measurement Duration	September 14th, 2015 to February 3rd, 2016
Wind Speed	0 to 20 m/s
Temperature	-25 to 25°C
General Weather Conditions	Weather conditions varied significantly over the measurement campaign
Wind Rose Plot	Found in Figures 5 through 7
Signed Statement by the Operator	Found in Appendix D